



**SUSAN S. SWILLING**  
HILL COUNTY AUDITOR  
P. O. BOX 783  
Hillsboro, TX 76645

Phone (254) 582-4060

E-Mail Address:  
[auditor@co.hill.tx.us](mailto:auditor@co.hill.tx.us)

May 22, 2026

To The Honorable District Judge  
Sixty-Sixth Judicial District of Texas  
And The Honorable Commissioners' Court  
Of Hill County, Texas

Gentlemen:

Pursuant to Texas Local Government Code 114.025, I hereby submit my Annual Report of the financial condition of Hill County, Texas, for the fiscal year ending September 30, 2025.

Contained herein is a complete statement showing the tax levy, the amount of outstanding bonds, the revenues and the expenditures in detail, and a balance sheet for each fund for the fiscal year ending 2025. Funds that are included in Hill County's regular budgeting process are presented on yellow shaded paper for reference purposes. These are also the same funds shown regularly on the recapitulation pages of the budget.

I thank you and the other officials of Hill County for your cooperation and invite you and any others who may be interested to visit our office for any additional information.

Respectfully submitted,

Susan Swilling  
County Auditor  
Hill County, Texas

**Table of Contents**  
**Hill County Auditor's Annual Report for**  
**Fiscal Year Ending 09/30/25**

	Page
Auditor's Letter	
Table of Contents	
Tax Rate & Collections	1
Outstanding Indebtedness	2
Investment Report – 9/30/2025	4
<b>Final Budget Report</b>	
Original Budget	8
Final Budget As Amended	9
Actual Results	10
Actual Results with Transfers	11
Budget vs Actual	12
Reserve Balances	13
Comparison to Prior Year	14
Significant Operations	15
<b>Charts and Graphs</b>	
General Fund Revenues & Expenditures – Charts	16
General Fund Revenues & Expenditures - Data Summary	17
<b>General Fund</b>	
General - Balance Sheet	18
General - Statement of Revenues	19
General - Statement of Expenditures	
• County Judge	22
• Non Departmental – Admin	23
• Information Technology	25
• County Clerk	27
• County Auditor	28
• County Treasurer	29
• Tax Assessor/Collector	30
• Courthouse	31
• Elections Administration	33
• District Judge	35
• County Court At Law	36
• District Clerk	37
• District Attorney	38
• County Attorney	39
• County Attorney Excess Salary	40
• J.P. – Hillsboro	41
• J.P. – Itasca	42
• J.P. – Malone	43
• J.P. – Whitney	44

• Constable – Hillsboro	45
• Constable – Itasca	46
• Constable – Malone	47
• Constable – Whitney	49
• Courthouse Security (Bailiff)	50
• Sheriff Dept/Law Enforcement	51
• Health & Safety	53
• Animal Control/Estray	54
• School Resource Officers	55
• 911 Dispatch	56
• Emergency Management	57
• Jail	59
• Public Assistance	61
• Veterans Service Officer	62
• Crime Victims Assistant	63
• Community & Economic Development - Tax Increment Commitment	64
• Community & Economic Development - Ag Extension	65
Employee Hospitalization - Balance Sheet	67
Employee Hospitalization - Statement of Revenues	68
Employee Hospitalization - Statement of Expenditures	69
Payroll - Balance Sheet	70
Money Market Account - Balance Sheet, Citizens State	73
Money Market Account – Balance Sheet, Texas Class	75
Money Market Account - Balance Sheet, Texas Class Govt	77

### **Road & Bridge Funds**

General Road & Bridge - Balance Sheet	79
General Road & Bridge - Statement of Revenues	80
General Road & Bridge - Statement of Expenditures	82
Road & Bridge #1 - Balance Sheet	86
Road & Bridge #1 - Statement of Revenues	87
Road & Bridge #1 - Statement of Expenditures	88
Road & Bridge #2 – Balance Sheet	90
Road & Bridge #2 - Statement of Revenues	91
Road & Bridge #2 - Statement of Expenditures	92
Road & Bridge #3 - Balance Sheet	94
Road & Bridge #3 - Statement of Revenues	95
Road & Bridge #3 - Statement of Expenditures	96
Road & Bridge #4 - Balance Sheet	98
Road & Bridge #4 - Statement of Revenues	99
Road & Bridge #4 - Statement of Expenditures	100
FM Lateral #1 - Balance Sheet	102
FM Lateral #1 - Statement of Revenues	103
FM Lateral #1 - Statement of Expenditures	104
FM Lateral #2 - Balance Sheet	105
FM Lateral #2 - Statement of Revenues	106
FM Lateral #2 - Statement of Expenditures	107

FM Lateral #3 - Balance Sheet	108
FM Lateral #3 - Statement of Revenues	109
FM Lateral #3 - Statement of Expenditures	110
FM Lateral #4 - Balance Sheet	111
FM Lateral #4 - Statement of Revenues	112
FM Lateral #4 - State of Expenditures	113

### Special Revenue Funds

Court Facility Fee - Balance Sheet	114
Court Facility Fee - Statement of Revenues	115
Court Facility Fee - Statement of Expenditures	116
ARP Grant Funds - Balance Sheet	117
ARP Grant Funds - Statement of Revenues	118
ARP Grant Funds - Statement of Expenditures	119
DA - SB 22 State Grant - Balance Sheet	120
DA - SB 22 State Grant - Statement of Revenues	121
DA - SB 22 State Grant - Statement of Expenditures	122
DA - State Salary Disbursement - Balance Sheet	123
DA - State Salary Disbursement - Statement of Revenues	124
DA - State Salary Disbursement - Statement of Expenditures	125
CA - SB 22 State Grant - Balance Sheet	126
CA - SB 22 State Grant - Statement of Revenues	127
CA - SB 22 State Grant - Statement of Expenditures	128
Indigent Health Care - Balance Sheet	129
Indigent Health Care - Statement of Revenues	130
Indigent Health Care - Statement of Expenditures	131
Language Access - Balance Sheet	133
Language Access - Statement of Revenues	134
Language Access - Statement of Expenditures	135
Law Library - Balance Sheet	136
Law Library - Statement of Revenues	137
Law Library - Statement of Expenditures	138
County Dispute Resolution - Balance Sheet	139
County Dispute Resolution - Statement of Revenues	140
County Dispute Resolution - Statement of Expenditures	141
Jury Fund - Balance Sheet	142
Jury Fund - Statement of Revenues	143
Jury Fund - Statement of Expenditures	144
County Clerk Records - Balance Sheet	146
County Clerk Records - Statement of Revenues	147
County Clerk Records - Statement of Expenditures	148
Records Mgmt. & Preservation - Balance Sheet	149
Records Mgmt. & Preservation - Statement of Revenues	150
Records Mgmt. & Preservation - Statement of Expenditures	151
Law Enforcement Education - Balance Sheet	152
Law Enforcement Education - Statement of Revenues	153
Law Enforcement Education - Statement of Expenditures	154

Federal Seizure (SO) - Balance Sheet	155
Federal Seizure (SO) - Statement of Revenues	156
Federal Seizure (SO) - Statement of Expenditures	157
Federal Seizure (SO-DOT) - Balance Sheet	158
Federal Seizure (SO-DOT) - Statement of Revenues	159
Federal Seizure (SO-DOT) - Statement of Expenditures	160
SO Investigative - Balance Sheet	161
SO Investigative - Statement of Revenues	162
SO Investigative - Statement of Expenditures	163
DA Forfeiture Property Acct. - Balance Sheet	164
DA Forfeiture Property Acct. - Statement of Revenues	165
DA Forfeiture Property Acct. - Statement of Expenditures	166
Probate Education - Balance Sheet	167
Probate Education - Statement of Revenues	168
Probate Education - Statement of Expenditures	169
Probate Records Mgmt. - Balance Sheet	170
Probate Records Mgmt. - Statement of Revenues	171
Probate Records Mgmt. - Statement of Expenditures	172
Hill Co. Child Welfare Board - Balance Sheet	173
Hill Co. Child Welfare Board - Statement of Revenues	174
Hill Co. Child Welfare Board - Statement of Expenditures	175
Election Chapter 19 Funds - Balance Sheet	176
Election Chapter 19 Funds - Statement of Revenues	177
Election Chapter 19 Funds - Statement of Expenditures	178
Justice Court Tech - Balance Sheet	179
Justice Court Tech - Statement of Revenues	180
Justice Court Tech - Statement of Expenditures	181
Co. Clerk Archive - Balance Sheet	182
Co. Clerk Archive - Statement of Revenues	183
Co. Clerk Archive - Statement of Expenditures	184
Dist. Clerk Archive - Balance Sheet	185
Dist. Clerk Archive - Statement of Revenues	186
Dist. Clerk Archive - Statement of Expenditures	187
Criminal Justice - Balance Sheet	188
Criminal Justice - Statement of Revenues	189
Criminal Justice - Statement of Expenditures	192
Economic Development Fund-Balance Sheet	193
Economic Development Fund-Statement of Revenues	194
Economic Development Fund-Statement of Expenditures	195
Hot Check Restitution - Balance Sheet	196
Hot Check Restitution - Statement of Revenues	197
Hot Check Restitution - Statement of Expenditures	198
Co. Atty. Hot Check Fund - Balance Sheet	199
Co. Atty. Hot Check Fund - Statement of Revenues	200
Co. Atty. Hot Check Fund - Statement of Expenditures	201

Hill County Tourism - Balance Sheet	202
Hill County Tourism - Statement of Revenues	203
Hill County Tourism - Statement of Expenditures	204
Courthouse Security - Balance Sheet	205
Courthouse Security - Statement of Revenues	206
Courthouse Security - Statement of Expenditures	207
Crime Victims Assistance Grant - Balance Sheet	208
Crime Victims Assistance Grant - Statement of Revenues	209
Crime Victims Assistance Grant - Statement of Expenditures	210
Election Contract - Balance Sheet	211
Election Contract - Statement of Revenues	212
Election Contract - Statement of Expenditures	213
Election-Machine Lease - Balance Sheet	214
Election-Machine Lease - Statement of Revenues	215
Election-Machine Lease - Statement of Expenditures	216
County Historical Commission-Balance Sheet	217
County Historical Commission-Statement of Revenues	218
County Historical Commission-Statement of Expenditures	219
County Clerk Probate Court Preservation-Balance Sheet	220
County Clerk Probate Court Preservation-Statement of Revenues	221
County Clerk Probate Court Preservation-Statement of Expenditures	222
County Specialty Court Balance Sheet	223
County Specialty Court Statement of Revenue	224
County Specialty Court Statement of Expenditures	225

### **Juvenile Probation**

Co. Juv. Prob. TJPC (89) - Balance Sheet	226
Co. Juv. Prob. TJPC (89) - Statement of Revenues	227
Co. Juv. Prob. TJPC (89) - Statement of Expenditures	228
Juvenile Tuition Acct. - Balance Sheet	231
Juvenile Tuition Acct. - Statement of Revenues	232
Juvenile Tuition Acct. - Statement of Expenditures	233
Juv. State Aid - Grant R - Balance Sheet	234
Juv. State Aid - Grant R - Statement of Revenues	235
Juv. State Aid - Grant R - Statement of Expenditures	236
HOTCOG Juvenile Detention - Balance Sheet	237
HOTCOG Juvenile Detention - Statement of Revenues	238
HOTCOG Juvenile Detention - Statement of Expenditures	239
Juvenile Probation Fees - Balance Sheet	240
Juvenile Probation Fees - Statement of Revenues	241
Juvenile Probation Fees - Statement of Expenditures	242
TJPC A 109 - Balance Sheet	243
TJPC A 109 - Statement of Revenues	244
TJPC A 109 - Statement of Expenditures	
• State Salary Increase	245
• Basic Supervision	246
• Youth Services	247

• Community Programs	249
• Pre/Post Facilities	250
• Mental Health	251
• Commitment	252
TJPC W 109 - Balance Sheet	253
TJPC W 109 - Statement of Revenues	254
TJPC W 109 - Statement of Expenditures	255
Juvenile Resource Officer - Balance Sheet	256
Juvenile Resource Officer - Statement of Revenues	257
Juvenile Resource Officer - Statement of Expenditures	258
Juvenile Probation Restitution - Balance Sheet	259
Juvenile Probation Restitution - Statement of Revenues	260
Juvenile Probation Restitution - Statement of Expenditures	261
School Pmts - Resource Officer - Balance Sheet	262
School Pmts - Resource Officer - Statement of Revenues	263
School Pmts - Resource Officer - Statement of Expenditures	264
Title IV E - Balance Sheet	265
Title IV E - Statement of Revenues	266
Title IV E - Statement of Expenditures	267
TJPC - Grant S - Balance Sheet	268
TJPC - Grant S - Statement of Revenues	269
TJPC - Grant S - Statement of Expenditures	270

#### **Adult Probation**

Judicial District Adult Probation - Balance Sheet	271
Judicial District Adult Probation - Statement of Revenues	272
Judicial District Adult Probation - Statement of Expenditures	273
CCP-Sub.Abuse - Balance Sheet	274
CCP-Sub.Abuse - Statement of Revenues	276
CCP-Sub.Abuse - Statement of Expenditures	277
Substance Abuse Treatment - Balance Sheet	278
Substance Abuse Treatment - Statement of Revenues	279
Substance Abuse Treatment - Statement of Expenditures	280
Sex Offender DP - Balance Sheet	281
Sex Offender DP - Statement of Revenues	282
Sex Offender DP - Statement of Expenditures	283
PICS - Balance Sheet	284
PICS - Statement of Revenues	285
PICS - Statement of Expenditures	286
Extradition - Balance Sheet	287
Extradition - Statement of Revenues	288
Extradition - Statement of Expenditures	289
Bond Supervision - Balance Sheet	290
Bond Supervision - Statement of Revenues	291
Bond Supervision - Statement of Expenditures	292

**Capital/Debt/Other**

Series 2022 Tax Notes - Balance Sheet	293
Series 2022 Tax Notes - Statement of Revenues	294
Series 2022 Tax Notes - Statement of Expenditures	295
Interest & Sinking - Balance Sheet	296
Interest & Sinking - Statement of Revenues	297
Interest & Sinking - Statement of Expenditures	298
DA Seizure Acct. - Balance Sheet	299
DA Seizure Acct. - Statement of Revenues	300
DA Seizure Acct. - Statement of Expenditures	301
Treasurer JP Hillsboro - Balance Sheet	302
Treasurer JP Hillsboro - Statement of Revenues	303
Treasurer JP Hillsboro - Statement of Expenditures	304
Treasurer JP Itasca - Balance Sheet	305
Treasurer JP Itasca - Statement of Revenues	306
Treasurer JP Itasca - Statement of Expenditures	307
Treasurer JP Malone - Balance Sheet	308
Treasurer JP Malone - Statement of Revenues	309
Treasurer JP Malone - Statement of Expenditures	310
Treasurer JP Whitney - Balance Sheet	311
Treasurer JP Whitney - Statement of Revenues	312
Treasurer JP Whitney - Statement of Expenditures	313
Co. Treas. DC Civil/Criminal - Balance Sheet	314
Co. Treas. DC Civil/Criminal - Statement of Revenues	315
Co. Treas. DC Civil/Criminal - Statement of Expenditures	316
Co. Clerk - Balance Sheet	317
Co. Clerk - Statement of Revenues	318
Co. Clerk - Statement of Expenditures	319
911 Addressing - Balance Sheet	320
911 Addressing - Statement of Revenues	321
911 Addressing - Statement of Expenditures	322
Fixed Assets - Balance Sheet	323
Fixed Assets -Expenditures Report	324
Long Term Debt - Balance Sheet	326

HILL COUNTY FINANCES  
COUNTY AUDITOR'S ANNUAL REPORT  
FISCAL YEAR ENDING 9/30/25

**2024 TAX RATE**

	<u>RATE</u>
<b>GENERAL TAX</b>	
Interest and Sinking	0.012493
General	
Fund	0.298111
Road & Bridge Funds	0.030347
Indigent Health Fund	0.028562
	<hr/>
Total General Tax	0.345807
Rate	
	<hr/>
<b>LATERAL ROAD</b>	0.060060
	<hr/>
Total Tax Rate	<u>0.405867</u>

**2024 CERTIFIED TOTALS**

As of July 24, 2024

	<u>Assessed</u> <u>Value</u>	<u>Net Taxable</u> <u>Value</u> <u>(Before Freeze)</u>	<u>Actual</u> <u>2024</u> <u>Levy</u>
<b>GENERAL TAX</b>	\$ 6,491,526,419	\$ 5,097,302,879	\$ 17,107,640
<b>LATERAL ROAD</b>	\$ 6,491,526,419	\$ 5,449,044,667	\$ 3,176,931

**2024 TAX COLLECTIONS**

As of September 30, 2025

	<u>2024</u> <u>LEVY</u>	<u>2024</u> <u>(Net of Adjs)</u>	<u>2024 TAX</u> <u>COLLECTIONS</u>	<u>% OF</u> <u>LEVY</u>
<b>GENERAL TAX</b>	\$ 17,107,640	\$ 17,054,358	\$ 16,420,575	96.29%
<b>LATERAL ROAD</b>	\$ 3,176,931	\$ 3,167,324	\$ 3,057,909	96.55%

**FY 2025 SALES TAX COLLECTIONS**

Per Auditor's Report

\$ 4,581,352

**OUTSTANDING INDEBTEDNESS OF  
HILL COUNTY  
AS OF SEPTEMBER 30, 2025**

**Limited Tax Refunding Bonds**

On July 7, 2010, the County issued \$6,740,000, Limited Tax Refunding Bonds Series 2010 to retire most of the 1997 and 2001 Certificates of Obligation. The bonds are to be repaid in annual installments ranging from \$205,000 to \$575,000 beginning August 15, 2011 through August 15, 2023. Interest is payable semi-annually beginning February 15, 2011 through August 15, 2023 at rates ranging from 2.0% to 3.5%. When the remaining principal of these bonds was \$2,595,000 with interest rates payable at 3.5%, these bonds were refinanced in 2020.

On November 18, 2020, the County issued Limited Tax Refunding Bonds, Series 2020 to retire the 2010 Refunding Bonds. Bonds are to be paid in annual installments ranging from \$580,000 to \$595,000 with a final principal payment August 15, 2025 of \$315,000. Coupon interest ranges from .50% to 1%. The expected savings from the refunding at present value savings reflecting the overall lower interest rate is \$139,685. The remaining principal of these bonds was paid, leaving a zero balance at year end.

**Tax Notes**

In 2022, the County issued \$2,560,000 in tax notes, Series 2022 (Private Placement) with an interest rate of 3.1894%. The proceeds were used to fund construction projects related to the Covington Street Annex Renovations.

Debt service transactions of the County for the fiscal year ended September 30, 2025:

	Balance at 10/1/2024	Issued	Retired	Balance at 9/30/2025
2020 Refunded Bonds	\$ 315,000	-	315,000	\$ -
2022 Tax Notes	\$ 2,560,000	-	225,000	\$ 2,335,000
	<u>\$ 2,875,000</u>	<u>-</u>	<u>540,000</u>	<u>\$ 2,335,000</u>

**OUTSTANDING INDEBTEDNESS OF  
HILL COUNTY  
AS OF SEPTEMBER 30, 2025**

**Capital Leases**

During Fiscal Year 2025, four capital lease contracts were paid off. Payments for previously capitalized contracts are itemized below and include payments for various Road and Bridge Equipment and Sheriff Vehicles. In Fiscal Year 2025, Hill County entered into one new capital lease which funded a Caterpillar Motorgrader for Precinct #1. Hill County also refinanced a Caterpillar Motorgrader for Precinct #1 which allowed the County to avoid paying a balloon payment in lease financing.

Capital lease transactions for the year ended September 30, 2025 are summarized as follows:

<u>Equipment</u>	<u>Balance at 10/1/2024</u>	<u>Additions</u>	<u>Payments</u>	<u>Balance at 09/30/2025</u>
P4 - JD Backhoe 09/12/17	19,399.00		20,089.38	0.00
P4-JD Tractor & Mower GC #8292	15,385.00		16,003.61	0.00
P4-3 Mack Trucks GC #8505	157,414.00		56,966.80	107,265.63
P3/P4 - Asphalt Zipper GC#8568	112,129.31		40,585.22	76,291.65
P4 - 3 Motorgraders GC#9008	471,738.10		125,500.00	360,144.94
HillCounty-Gen Fund McKistry	679,277.59		123,900.95	573,309.58
Govt Capital - Election Equipment #9162	172,404.00		60,862.21	116,585.00
Pct 3 - Motorgraders	103,639.80		103,639.80	0.00
SO Transport Van 2921C	9,001.00		9,271.25	0.00
SO Transport Van 2922C	9,000.00		9,270.02	0.00
2021 Tahoe-VIN439243	16,911.14		17,378.16	0.00
2021 Tahoe Vin#467714	18,326.07		18,832.10	0.00
2021 Tahoe K9 #467722	21,391.20		21,981.75	0.00
2021 Tahoe Vin#467734	18,613.27		19,127.22	0.00
2021 Tahoe Vin #467814	18,275.16		18,779.78	0.00
2021 Tahoe Vin#283245	20,721.68		21,333.70	0.00
2022 Tahoe Vin #137965	20,777.11		21,442.76	0.00
2022 Tahoe Vin #197970	20,777.11		21,442.76	0.00
P1- 770 G Motorgrader	246,019.12		48,465.48	209,601.65
2022 F250-3NEG15837-EMC	54,722.01		15,864.69	42,250.08
P1 85G W/Aux Hyd	74,559.59		29,497.20	50,144.82
2022 Chev Tahoe	37,823.18		16,108.00	23,801.13
2022 Chev Tahoe	37,592.50		16,212.00	23,730.04
2022 Chev Tahoe	41,373.50		18,282.00	25,677.36
2022 Chev Tahoe	41,098.50		18,132.00	25,535.16
2022 Chev Tahoe	41,098.50		18,132.00	25,535.16
2022 Chev Tahoe	41,098.50		18,132.00	25,535.16
2022 Chev Tahoe	41,098.50		18,132.00	25,535.16
2022 Chev Tahoe	41,373.50		18,282.00	25,677.36
2023 F150 Vin#99304/2023 F150 Vin#10787	119,035.20		34,584.10	91,943.18
P4-JD Track Loader and Equip	144,997.63		34,727.75	119,442.43
Catepillar 001-70052239	138,989.94		0.00	0.00
P1-Caterpillar Motorgrader-Refi from 2239	0.00	169,010.00	45,697.48	123,312.52
P1-Caterpillar Motorgrader	0.00	346,121.00	57,714.48	288,406.52
<b>TOTAL CAPITAL LEASES</b>	<b>\$ 3,006,060.71</b>	<b>515,131.00</b>	<b>1,134,370.65</b>	<b>\$ 2,359,724.53</b>

RECEIVED

DEC 18 2025

HILL CO. TREASURER



**Rachel Parker**  
Hill County Treasurer  
rparker@co.hill.tx.us

Date: **12/17/2025**

To: Hill County Commissioners Court

From: Rachel Parker                      Susan Swilling  
County Treasurer                      County Auditor

RE: Hill County Quarterly Investment Report  
Quarter Ending - 9 30 2025


---

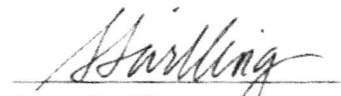
In accordance with Government Code 2256, The Public Funds Investment Act and the Hill County Investment Policy the following Quarterly Investment Report is submitted for your review

Investments have been made in compliance with Hill County's Investment Policy. It is the objective of the county to earn the maximum rate of return on its investments while maintaining strict adherence to the safety and liquidity of the investments as required by Hill County's investment policy.

Cash Management earnings:	\$	106,714.22
Certificates of Deposit interest earnings:	\$	90,873.83
Total Hill County Investment Funds Balance:	\$	<b>20,132,418.89</b>

Respectfully Submitted,

  
Rachel Parker    12/18/25  
Hill County Treasurer

  
Susan Swilling  
Hill County Auditor

**CASH MANAGEMENT**

ACCOUNTS	G/L BALANCE AS OF 06/30/25	NET CHANGE	G/L BALANCE AS OF 09/30/25	QUARTERLY INTEREST EARNINGS	AVG INTEREST RATE	INSTITUTION
995 GENERAL POOLED*	\$ 2,883,198.50	\$ (70,190.69)	\$ 2,813,007.81	\$ 4,396.34	0.67%	WF
121 ARP GRANT FUNDS	\$ 0.20	\$ 0.01	\$ 0.21	\$ 0.01	0.67%	
229 JURY FUND	\$ 196,508.31	\$ (37,496.27)	\$ 159,012.04	\$ 200.08	0.67%	WF
237 DA SEIZURE ACCOUNT	\$ 64,258.54	\$ 2,010.57	\$ 66,269.11	\$ 109.57	0.67%	WF
252 HOT CHECK RESTITUTION	\$ 12,495.62	\$ 121.88	\$ 12,617.50	\$ 21.19	0.67%	WF
233 SO - FEDERAL SEIZURE	\$ 1,970.04	\$ 3.30	\$ 1,973.34	\$ 3.30	0.67%	WF
997 JUVENILE PROBATION	\$ 446,464.64	\$ 109,170.23	\$ 555,634.87	\$ 737.42	0.67%	WF
998 ADULT PROBATION	\$ 346,827.68	\$ 26,719.70	\$ 373,547.38	\$ 510.22	0.67%	WF
<b>SWEEP ACCOUNTS</b>						
105 PAYROLL	\$ 4,999.96	\$ -	\$ 4,999.96	\$ 426.52	0.67%	WF
999 A/P CLEARING	\$ 7.55	\$ -	\$ 7.55	\$ 488.48	0.67%	WF
996 JP 2	\$ 32,778.71	\$ 1,172.62	\$ 33,951.33	\$ 43.56	0.67%	WF
703 JP 3 - NOW Account	\$ 22,856.39	\$ (2,018.46)	\$ 20,837.93	\$ 25.84	0.70%	CSB
704 JP 1 - NOW Account	\$ 14,106.43	\$ (1,833.54)	\$ 12,272.89	\$ 22.36	0.70%	CSB
702 JP 4 - NOW Account	\$ 20,800.98	\$ (2,564.24)	\$ 18,236.74	\$ 32.13	0.70%	CSB
710 TREAS-DC CRIM FEES	\$ -	\$ -	\$ -	\$ 0.31	0.67%	WF
715 TREAS- DC CIVIL FEES	\$ 724,374.96	\$ 12,507.46	\$ 736,882.42	\$ 1,725.44	0.67%	WF
<b>REGULAR FUNDS</b>	<b>\$ 4,771,648.51</b>	<b>\$ 37,602.57</b>	<b>\$ 4,809,251.08</b>	<b>\$ 8,742.77</b>		

\*Detailed Funds Reported Each Commissioner's Court on Receipts and Disbursements Report

**CITIZENS STATE BANK****Money Market INVESTMENT FUND**

100 General	\$ 23,159.93	\$ 69.22	\$ 23,229.15			
200 Gen Road & Bridge	\$ 2,529.85	\$ 5.74	\$ 2,535.59			
201 Road & Bridge # 1	\$ 1,201.54	\$ 2.73	\$ 1,204.27			
202 Road & Bridge # 2	\$ 10,194.20	\$ 23.16	\$ 10,217.36			
203 Road & Bridge # 3	\$ 9,438.97	\$ 21.44	\$ 9,460.41			
204 Road & Bridge # 4	\$ 15,590.90	\$ 35.40	\$ 15,626.30			
225 Indigent Health	\$ 7,320.00	\$ -	\$ 7,320.00			
227 Law Library	\$ 17,153.01	\$ 38.96	\$ 17,191.97			
230 County Clerk Records	\$ 7,402.78	\$ 16.81	\$ 7,419.59			
231 Records Management	\$ 1,093.30	\$ 2.49	\$ 1,095.79			
232 Law Enforcement Education	\$ 2,386.33	\$ 5.42	\$ 2,391.75			
235 SO Chapter 50	\$ 3,761.20	\$ 8.55	\$ 3,769.75			
236 DA Forfeited Property	\$ 8,409.90	\$ 19.10	\$ 8,429.00			
239 Probate Records Management	\$ 1,332.10	\$ 3.03	\$ 1,335.13			
246 Justice Court Technology	\$ 3,933.33	\$ 8.94	\$ 3,942.27			
248 Co Clerk Archive	\$ 6,307.14	\$ 14.32	\$ 6,321.46			
250 Criminal Justice	\$ -	\$ -	\$ -			
251 Economic Development	\$ 16,065.84	\$ 36.48	\$ 16,102.32			
254 Hill County Tourism	\$ 10,473.56	\$ 23.78	\$ 10,497.34			
255 Courthouse Security	\$ 3,216.89	\$ 7.30	\$ 3,224.19			
265 Election Machine Lease	\$ 12,189.01	\$ 27.68	\$ 12,216.69			
400 Interest & Sinking Fund	\$ 5,194.85	\$ 11.79	\$ 5,206.64			
<b>CITIZENS STATE BANK</b>	<b>\$ 168,354.63</b>	<b>\$ 382.34</b>	<b>\$ 168,736.97</b>	<b>\$ 382.34</b>	<b>0.90%</b>	<b>CSB</b>

ACCOUNTS	G/L BALANCE AS OF 06/30/25	NET CHANGE	G/L BALANCE AS OF 09/30/25	QUARTERLY INTEREST EARNINGS	INTEREST RATE	INSTITUTION
<b>TEXAS CLASS INVESTMENT FUNDS</b>						
<b>TX Class MM Class Fund 109</b>						TXCLS
General	\$ 7,478,724.43	\$ (1,821,264.61)	\$ 5,657,459.82			
DA SB22	\$ 101,653.99		\$ 102,798.69			
CA SB22	\$ 203,307.98		\$ 205,597.37			
Road & Bridge # 1	\$ 5,300.67	\$ (4,411.65)	\$ 889.02			
Road & Bridge # 2	\$ 49,538.08	\$ 1,956.33	\$ 51,494.41			
Road & Bridge # 3	\$ 58,473.25	\$ 4,243.20	\$ 62,716.45			
Road & Bridge # 4	\$ 3,836.57	\$ 1,184.36	\$ 5,020.93			
FM Lateral - # 1	\$ 305,000.00	\$ (305,000.00)	\$ -			
FM Lateral - # 2	\$ 130,000.00	\$ (35,000.00)	\$ 95,000.00			
FM Lateral - # 3	\$ 320,000.00	\$ (10,000.00)	\$ 310,000.00			
FM Lateral - # 4	\$ 103,000.00	\$ (10,000.00)	\$ 93,000.00			
Indigent Health	\$ 350,000.00	\$ (240,000.00)	\$ 110,000.00			
Law Library	\$ -	\$ -	\$ -			
County Clerk Records	\$ 140,323.01	\$ 1,580.14	\$ 141,903.15			
Records Management	\$ -	\$ -	\$ -			
Law Enforcement Education	\$ -	\$ -	\$ -			
DA Forfeited Property	\$ 87,117.88	\$ 21,093.25	\$ 108,211.13			
Probate Records Management	\$ -	\$ -	\$ -			
JP Court Costs	\$ -	\$ -	\$ -			
Justice Court Technology	\$ 31,903.33	\$ 359.25	\$ 32,262.58			
Co Clerk Archive	\$ 391,760.46	\$ 4,411.51	\$ 396,171.97			
Criminal Justice	\$ -	\$ -	\$ -			
Hill County Tourism	\$ 110,295.59	\$ 1,242.01	\$ 111,537.60			
Courthouse Security	\$ -	\$ -	\$ -			
Election Machine Lease	\$ -	\$ -	\$ -			
Courthouse Project	\$ -	\$ -	\$ -			
Jail/Armory Project	\$ -	\$ -	\$ -			
Interest & Sinking Fund	\$ 217,481.09	\$ (118,600.61)	\$ 98,880.48			
Subtotals	\$ 10,087,716.33	\$ (2,508,206.82)	\$ 7,582,943.60	\$ 95,227.27	4.38%	
<b>TxClass Govt MM Class Plus Fund 110</b>						TXCLS
General	\$ 1,147.91	\$ 12.29	\$ 1,160.20			
Indigent Health	\$ -	\$ -	\$ -			
Law Library	\$ -	\$ -	\$ -			
County Clerk Records	\$ 11,005.68	\$ 117.84	\$ 11,123.52			
Records Management	\$ -	\$ -	\$ -			
Law Enforcement Education	\$ -	\$ -	\$ -			
DA Forfeited Property	\$ -	\$ -	\$ -			
Courthouse Security	\$ -	\$ -	\$ -			
Election Machine Lease	\$ -	\$ -	\$ -			
Courthouse Project	\$ -	\$ -	\$ -			
Jail/Armory Project	\$ -	\$ -	\$ -			
Interest & Sinking Fund	\$ 779.06	\$ 8.33	\$ 787.39			
Subtotals	\$ 12,932.65	\$ 138.46	\$ 13,071.11	\$ 138.46	4.23%	
<b>TxClass Adult Probation MM Class Fund 290</b>						
290 101-200	\$ 200,194.09	\$ 2,223.38	\$ 202,417.47	\$ 2,223.38	4.38%	TXCLS
<b>TX CLASS INVESTMENTS FUNDS</b>	\$ 10,300,843.07	\$ (2,505,844.98)	\$ 7,798,432.18	\$ 97,589.11	4.33%	
<b>TOTAL CASH</b>	\$ 15,240,846.21	\$ (2,467,860.07)	\$ 12,776,420.23	\$ 106,714.22		

ACCOUNTS	G/L BALANCE AS OF 06/30/25	NET CHANGE	G/L BALANCE AS OF 09/30/25	QUARTERLY INTEREST EARNINGS	INTEREST RATE	INSTITUTION
<b>CD BALANCES BY FUND</b>						
100 General Fund	\$ 6,633,226.84	\$ (1,982,028.42)	\$ 4,651,198.42			
200 Gen Road & Bridge	\$ -	\$ -	\$ -			
201 Road and Bridge # 1	\$ 201,045.80	\$ 3,639.66	\$ 204,685.46			
202 Road and Bridge # 2	\$ -	\$ -	\$ -			
203 Road and Bridge # 3	\$ 21,061.78	\$ 102,264.98	\$ 123,326.76			
204 Road and Bridge # 4	\$ -	\$ -	\$ -			
211 FM Lateral # 1	\$ 195,000.00	\$ (100,000.00)	\$ 95,000.00			
212 FM Lateral # 2	\$ -	\$ -	\$ -			
213 FM Lateral # 3	\$ 117,000.00	\$ -	\$ 117,000.00			
214 FM Lateral # 4	\$ -	\$ -	\$ -			
225 Indigent Health	\$ 50,000.00	\$ -	\$ 50,000.00			
227 Law Library	\$ 30,359.66	\$ 461.38	\$ 30,821.04			
228	\$ 40,553.42	\$ 407.32	\$ 40,960.74			
230 Co Clerk Records	\$ 791,664.59	\$ 8,484.31	\$ 800,148.90			
231 Records Management	\$ 55,426.26	\$ 612.75	\$ 56,039.01			
236 DA Forfeiture Property	\$ 101,383.57	\$ 1,018.30	\$ 102,401.87			
248 Co Clerk Archive	\$ 323,271.15	\$ 3,440.54	\$ 326,711.69			
250 Criminal Justice	\$ -	\$ -	\$ -			
251 Economic Development	\$ 514,195.97	\$ 5,641.49	\$ 519,837.46			
254 Hill County Tourism	\$ -	\$ -	\$ -			
255 Courthouse Security	\$ 35,415.36	\$ 389.93	\$ 35,805.29			
290 Adult Probation	\$ 200,085.92	\$ 1,976.10	\$ 202,062.02			
<b>CERTIFICATES OF DEPOSIT</b>	\$ 9,309,690.32	\$ (1,953,691.66)	\$ 7,355,998.66	\$ 90,873.83	4.04%-4.75%	CSB

**DETAILS OF CERTIFICATES:**

ACCOUNTS	G/L BALANCE AS OF 06/30/25	PURCHASED DATE	G/L BALANCE AS OF 09/30/25	QUARTERLY ACCRUED INTEREST	INTEREST RATE	MATURITY DATE
CD 240008323	\$ 200,085.92	6/27/2025	\$ 202,062.02	\$ 1,976.10	3.92%	12/27/2025
CD 240013703	\$ 1,007,871.23	10/27/2024	\$ 1,019,012.05	\$ 11,140.82	4.42%	10/27/2025
CD 240014313	\$ 1,007,750.14	4/28/2025	\$ 1,018,890.96	\$ 11,140.82	4.42%	10/28/2025
CD 240014323	\$ 1,007,750.14	4/28/2025	\$ 1,018,888.96	\$ 11,138.82	4.42%	10/28/2025
CD 240022353	\$ 2,030,273.98	2/26/2025	matured	\$ 14,291.51	4.42%	8/26/2025
CD 240022363	\$ 2,028,287.66	2/26/2025	\$ 2,049,107.38	\$ 20,819.72	4.13%	11/26/2025
CD 240022373	\$ 2,027,671.25	2/26/2025	\$ 2,048,037.29	\$ 20,366.04	4.04%	2/26/2026
<b>TOTAL CDs</b>	\$ 9,309,690.32		\$ 7,355,998.66	\$ 90,873.83		
<b>Total Funds:</b>	\$ 24,550,536.53		\$ 20,132,418.89	\$ 197,588.05		

HILL COUNTY, TEXAS  
 BUDGET RECAPITULATION OF ADOPTED BUDGET  
 FOR FISCAL YEAR OCTOBER 1, 2024 THROUGH SEPTEMBER 30, 2025  
**ORIGINAL BUDGET**

	BEGINNING BALANCE <i>Original</i>	REVENUES <i>Original Budget</i>	TOTAL RESOURCES	EXPENDITURES <i>Original Budget</i>	ENDING BALANCE
GENERAL	\$ 9,200,000	20,700,104	\$ 29,900,104	\$ 21,235,359	\$ 8,664,745
GENERAL R & B	\$ 4,000	392,212	\$ 396,212	\$ 392,886	\$ 3,326
R&B #1	\$ 320,000	814,015	\$ 1,134,015	\$ 1,131,005	\$ 3,010
R&B #2	\$ 150,000	797,176	\$ 947,176	\$ 911,906	\$ 35,270
R&B #3	\$ 185,000	895,934	\$ 1,080,934	\$ 1,060,383	\$ 20,551
R&B #4	\$ 75,000	765,442	\$ 840,442	\$ 829,680	\$ 10,762
F/M Lat. -#1	\$ 320,000	786,616	\$ 1,106,616	\$ 1,105,147	\$ 1,469
F/M Lat. -#2	\$ 220,000	780,443	\$ 1,000,443	\$ 995,000	\$ 5,443
F/M Lat. -#3	\$ 530,000	891,246	\$ 1,421,246	\$ 1,415,000	\$ 6,246
F/M Lat. -#4	\$ 79,000	754,749	\$ 833,749	\$ 832,262	\$ 1,487
Indigent Health	\$ 9,000	1,694,863	\$ 1,703,863	\$ 1,698,016	\$ 5,847
Law Library	\$ 11,700	27,710	\$ 39,410	\$ 30,500	\$ 8,910
Jury	\$ 3,800	699,800	\$ 703,600	\$ 664,500	\$ 39,100
Int. & Sinking	\$ 94,000	553,309	\$ 647,309	\$ 621,405	\$ 25,904
Rounding	\$ -	(1)	\$ (1)	\$ 1	\$ -
<b>Total</b>	<b>\$ 11,201,500</b>	<b>\$ 30,553,618</b>	<b>\$ 41,755,118</b>	<b>\$ 32,923,050</b>	<b>\$ 8,832,070</b>
Projected Revenue Over/(Under) Expenditures				\$ (2,369,432)	

Original Budget

**HILL COUNTY, TEXAS  
BUDGET RECAPITULATION  
FOR FISCAL YEAR OCTOBER 1, 2024 THROUGH SEPTEMBER 30, 2025  
FINAL BUDGET AS AMENDED**

	BEGINNING BALANCE <i>Original Budget</i>	REVENUES <i>FINAL Budget</i>	TOTAL RESOURCES	EXPENDITURES <i>FINAL Budget</i>	ENDING BALANCE
GENERAL	\$ 9,200,000	21,291,576	\$ 30,491,576	\$ 21,992,986	\$ 8,498,590
GENERAL R & B	\$ 4,000	392,212	\$ 396,212	\$ 392,886	\$ 3,326
R&B #1	\$ 320,000	1,171,286	\$ 1,491,286	\$ 1,488,276	\$ 3,010
R&B #2	\$ 150,000	937,571	\$ 1,087,571	\$ 1,052,301	\$ 35,270
R&B #3	\$ 185,000	922,934	\$ 1,107,934	\$ 1,087,383	\$ 20,551
R&B #4	\$ 75,000	779,442	\$ 854,442	\$ 843,680	\$ 10,762
F/M Lat. -#1	\$ 320,000	826,616	\$ 1,146,616	\$ 1,145,147	\$ 1,469
F/M Lat. -#2	\$ 220,000	780,443	\$ 1,000,443	\$ 995,000	\$ 5,443
F/M Lat. -#3	\$ 530,000	930,241	\$ 1,460,241	\$ 1,453,995	\$ 6,246
F/M Lat. -#4	\$ 79,000	754,749	\$ 833,749	\$ 832,262	\$ 1,487
Indigent Health	\$ 9,000	1,694,863	\$ 1,703,863	\$ 1,698,016	\$ 5,847
Law Library	\$ 11,700	27,710	\$ 39,410	\$ 30,500	\$ 8,910
Jury	\$ 3,800	699,800	\$ 703,600	\$ 664,500	\$ 39,100
Int. & Sinking	\$ 94,000	553,309	\$ 647,309	\$ 621,405	\$ 25,904
Rounding	\$ -	(0)	\$ (0)	\$ -	\$ (0)
<b>Total</b>	<b>\$ 11,201,500</b>	<b>\$ 31,762,752</b>	<b>\$ 42,964,252</b>	<b>\$ 34,298,337</b>	<b>\$ 8,665,915</b>

Projected Revenue Over/(Under) Expenditures \$ (2,535,585)

Final Budget As Amended

**HILL COUNTY, TEXAS  
ACTUAL BEGINNING BALANCE WITH ACTUAL RESULTS  
FOR FISCAL YEAR OCTOBER 1, 2024 THROUGH SEPTEMBER 30, 2025**

	BEGINNING BALANCE <b>10/1/2024</b>	REVENUES <b>Actual</b> FY 2025	TOTAL RESOURCES	EXPENDITURES <b>Actual</b> FY 2025	ENDING BALANCE <b>9/30/2025</b>
GENERAL	\$ 9,659,891	\$ 21,888,083	\$ 31,547,974	\$ 20,306,649	\$ 11,241,325
GENERAL R & B	\$ 9,587	\$ 411,833	421,420	\$ 383,595	37,825
R & B #1	\$ 413,921	\$ 1,172,447	1,586,368	\$ 1,304,004	282,364
R & B #2	\$ 115,836	\$ 934,819	1,050,655	\$ 929,891	120,764
R & B #3	\$ 260,636	\$ 943,594	1,204,230	\$ 756,283	447,947
R & B #4	\$ 72,367	\$ 784,040	856,407	\$ 767,695	88,712
F/M Lat. Rd. #1	\$ 317,524	\$ 821,790	1,139,314	\$ 865,507	273,807
F/M Lat. Rd. #2	\$ 219,281	\$ 776,993	996,274	\$ 915,584	80,690
F/M Lat. Rd. #3	\$ 541,773	\$ 927,202	1,468,975	\$ 1,077,186	391,789
F/M Lat. Rd. #4	\$ 128,169	\$ 751,414	879,583	\$ 790,385	89,198
Indigent Health	\$ 103,697	\$ 1,694,103	1,797,800	\$ 1,694,801	102,999
Law Library	\$ 60,123	\$ 30,181	90,304	\$ 24,703	65,601
Jury	\$ (22,067)	\$ 718,453	696,386	\$ 688,577	7,809
Int. & Sinking	\$ 105,275	\$ 629,856	735,131	\$ 621,400	113,731
Rounding	\$ -	\$ -	\$ -	\$ -	\$ -
<b>Total</b>	<b>\$ 11,986,013</b>	<b>\$ 32,484,808</b>	<b>\$ 44,470,821</b>	<b>\$ 31,126,260</b>	<b>\$ 13,344,561</b>
<b>Actual Results Revenue Over/(Under) Expenditures</b>				<b>\$ 1,358,548</b>	
Final Budget 24-25	\$ 11,201,500	\$ 31,762,752	\$ 42,964,252	\$ 34,298,337	\$ 8,665,915
Original Budget 24-25	\$ 11,201,500	\$ 30,553,618	\$ 41,755,118	\$ 32,923,050	\$ 8,832,068

Actual Results

HILL COUNTY, TEXAS  
**ACTUAL BEGINNING BALANCE WITH ACTUAL RESULTS**  
**FOR FISCAL YEAR OCTOBER 1, 2024 THROUGH SEPTEMBER 30, 2025**

	BEGINNING BALANCE 10/1/2024	REVENUES Actual	Transfers In	REVENUES Net of Transfers	TOTAL RESOURCES	EXPENDITURES Actual	Transfers Out	EXPENDITURES Net of Transfers	ENDING BALANCE 9/30/2025
GENERAL	\$ 9,659,891	\$ 21,888,083	\$ (270,750)	\$ 21,617,333	\$ 31,547,974	\$ 20,306,649	\$ (643,287)	\$ 19,663,362	\$ 11,241,325
GENERAL R & B	\$ 9,587	411,833	-	411,833	421,420	\$ 383,595		383,595	37,825
R & B #1	\$ 413,921	1,172,447	-	1,172,447	1,586,368	\$ 1,304,004		1,304,004	282,364
R & B #2	\$ 115,836	934,819	-	934,819	1,050,655	\$ 929,891	(65,750)	864,141	120,764
R & B #3	\$ 260,636	943,594	-	943,594	1,204,230	\$ 756,283		756,283	447,947
R & B #4	\$ 72,367	784,040	-	784,040	856,407	\$ 767,695		767,695	88,712
F/M Lat. Rd. #1	\$ 317,524	821,790	-	821,790	1,139,314	\$ 865,507	-	865,507	273,807
F/M Lat. Rd. #2	\$ 219,281	776,993	-	776,993	996,274	\$ 915,584	-	915,584	80,690
F/M Lat. Rd. #3	\$ 541,773	927,202	-	927,202	1,468,975	\$ 1,077,186	-	1,077,186	391,789
F/M Lat. Rd. #4	\$ 128,169	751,414	-	751,414	879,583	\$ 790,385	-	790,385	89,198
Indigent Health	\$ 103,697	1,694,103	-	1,694,103	1,797,800	\$ 1,694,801	(635,000)	1,059,801	102,999
Law Library	\$ 60,123	30,181	-	30,181	90,304	\$ 24,703	-	24,703	65,601
Jury	\$ (22,067)	718,453	-	718,453	696,386	\$ 688,577	-	688,577	7,809
Int. & Sinking	\$ 105,275	629,856	-	629,856	735,131	\$ 621,400	-	621,400	113,731
Rounding	\$ -	-	-	-	-	\$ -	-	-	-
<b>Total</b>	<b>\$ 11,986,013</b>	<b>\$ 32,484,808</b>	<b>\$ (270,750)</b>	<b>\$ 32,214,058</b>	<b>\$ 44,470,821</b>	<b>\$ 31,126,260</b>	<b>\$ (1,344,037)</b>	<b>\$ 29,782,223</b>	<b>\$ 13,344,561</b>
<b>Actual Results Revenue Over/(Under) Expenditures</b>						<b>\$ 1,358,548</b>			
Final Budget 24-25	\$ 11,201,500	\$ 31,762,752			\$ 42,964,252	\$ 34,298,337		\$ 8,665,915	
Original Budget 24-25	\$ 11,201,500	\$ 30,553,618			\$ 41,755,118	\$ 32,923,050		\$ 8,832,068	

Actual Results

**HILL COUNTY, TEXAS  
RECAPITULATION  
FOR FISCAL YEAR OCTOBER 1, 2024 THROUGH SEPTEMBER 30, 2025**

	REVENUES <i>Budget As Amended</i>	REVENUES <i>Actual 9/30/2025</i>	REVENUES DIFFERENCE <i>Fav/(Unfav)</i>	EXPENDITURES <i>Budget As Amended</i>	EXPENDITURES <i>Actual 9/30/2025</i>	EXPENDITURES DIFFERENCE <i>Fav/(Unfav)</i>
GENERAL	\$ 21,291,576	\$ 21,888,083	\$ 596,507	\$ 21,992,986	\$ 20,306,649	\$ 1,686,337
GENERAL R & B	392,212	411,833	19,621	392,886	383,595	9,291
R & B #1	1,171,286	1,172,447	1,161	1,488,276	1,304,004	184,272
R & B #2	937,571	934,819	(2,752)	1,052,301	929,891	122,410
R & B #3	922,934	943,594	20,660	1,087,383	756,283	331,100
R & B #4	779,442	784,040	4,598	843,680	767,695	75,985
F/M Lat. Rd. #1	826,616	821,790	(4,826)	1,145,147	865,507	279,640
F/M Lat. Rd. #2	780,443	776,993	(3,450)	995,000	915,584	79,416
F/M Lat. Rd. #3	930,241	927,202	(3,039)	1,453,995	1,077,186	376,809
F/M Lat. Rd. #4	754,749	751,414	(3,335)	832,262	790,385	41,877
Indigent Health	1,694,863	1,694,103	(760)	1,698,016	1,694,801	3,215
Law Library	27,710	30,181	2,471	30,500	24,703	5,797
Jury	699,800	718,453	18,653	664,500	688,577	(24,077)
Int. & Sinking	553,309	629,856	76,547	621,405	621,400	5
Rounding	-	-	-	-	-	-
<b>Total</b>	<b>\$ 31,762,752</b>	<b>\$ 32,484,808</b>	<b>\$ 722,056</b>	<b>\$ 34,298,337</b>	<b>\$ 31,126,260</b>	<b>\$ 3,172,077</b>
Revenue Over/(Under) Expenditures				BUDGET	ACTUAL	
				\$ (2,535,585)	\$ 1,358,548	

Budget vs Actual

**HILL COUNTY, TEXAS  
COMPARISON OF RESERVE BALANCES  
FOR FISCAL YEAR OCTOBER 1, 2024 THROUGH SEPTEMBER 30, 2025**

	Assets - Liab BEGINNING BALANCE 10/1/2024	Assets - Liab ENDING BALANCE 9/30/2025	PER FINAL BUDGET ENDING BALANCE 9/30/2025	Difference in Final Budget vs Actual Fav/(Unfav) 9/30/2025
GENERAL	\$ 9,659,891	11,243,578	8,498,590	2,744,988
GENERAL R & B	\$ 9,587	37,825	3,326	34,499
R & B #1	\$ 413,921	282,364	3,010	279,354
R & B #2	\$ 115,836	120,764	35,270	85,494
R & B #3	\$ 260,636	447,947	20,551	427,396
R & B #4	\$ 72,367	88,712	10,762	77,950
	<u>872,347</u>	<u>977,612</u>	<u>72,919</u>	<u>904,693</u>
F/M Lat. Rd. #1	317,524	273,807	1,469	272,338
F/M Lat. Rd. #2	219,281	80,690	5,443	75,247
F/M Lat. Rd. #3	541,773	391,789	6,246	385,543
F/M Lat. Rd. #4	128,169	89,198	1,487	87,711
	<u>1,206,747</u>	<u>835,484</u>	<u>14,645</u>	<u>820,839</u>
Indigent Health	103,697	102,999	5,847	97,152
Law Library	60,123	65,601	8,910	56,691
Jury	(22,067)	7,809	39,100	(31,291)
Int. & Sinking	105,275	113,731	25,904	87,827
Rounding	-	-	-	-
<b>Total</b>	<u><u>\$ 11,986,013</u></u>	<u><u>\$ 13,346,814</u></u>	<u><u>\$ 8,665,915</u></u>	<u><u>\$ 4,680,899</u></u>
		ACTUAL	BUDGET	DIFFERENCE

Reserve Balances

**HILL COUNTY, TEXAS  
RECAPITULATION  
FOR FISCAL YEAR OCTOBER 1, 2024 THROUGH SEPTEMBER 30, 2025**

	REVENUES Actual 9/30/2025	REVENUES Actual 9/30/2024	REVENUES DIFFERENCE Fav/(Unfav)	EXPENDITURES Actual 9/30/2025	EXPENDITURES Actual 9/30/2024	EXPENDITURES DIFFERENCE Fav/(Unfav)
GENERAL	\$ 21,888,083	\$ 20,640,432	\$ 1,247,651	\$ 20,306,649	\$ 20,797,084	\$ 490,435
GENERAL R & B	411,833	350,272	61,561	383,595	376,300	(7,295)
R & B #1	1,172,447	796,789	375,658	1,304,004	814,327	(489,677)
R & B #2	934,819	784,763	150,056	929,891	749,202	(180,689)
R & B #3	943,594	880,372	63,222	756,283	809,476	53,193
R & B #4	784,040	1,015,022	(230,982)	767,695	983,533	215,838
F/M Lat. Rd. #1	821,790	794,746	27,044	865,507	649,003	(216,504)
F/M Lat. Rd. #2	776,993	835,605	(58,612)	915,584	748,220	(167,364)
F/M Lat. Rd. #3	927,202	941,737	(14,535)	1,077,186	766,457	(310,729)
F/M Lat. Rd. #4	751,414	789,472	(38,058)	790,385	640,705	(149,680)
Indigent Health	1,694,103	1,644,767	49,336	1,694,801	1,543,338	(151,463)
Law Library	30,181	29,591	590	24,703	24,576	(127)
Jury	718,453	709,591	8,862	688,577	729,008	40,431
Int. & Sinking	629,856	672,278	(42,422)	621,400	685,052	63,652
Rounding	-	-	-	-	-	-
<b>Total</b>	<b>\$ 32,484,808</b>	<b>\$ 30,885,437</b>	<b>\$ 1,599,371</b>	<b>\$ 31,126,260</b>	<b>\$ 30,316,281</b>	<b>\$ (809,979)</b>
Revenue Over/(Under) Expenditures				Current Year \$ 1,358,548	Prior Year \$ 569,156	

Comparison to Prior Year

**HILL COUNTY, TEXAS  
SIGNIFICANT RESULTS OF OPERATION  
FOR FISCAL YEAR OCTOBER 1, 2024 THROUGH SEPTEMBER 30, 2025**

**Significant Grant Funding Received:**

**SB 22 By Department**

	<u>Receipts</u>	<u>Expenditures</u>	
Sheriff's Office	\$ 350,000	\$ 350,000	
District Attorney	175,000	178,157	
County Attorney	175,000	107,955	
	\$ 700,000	\$ 636,112	\$ 636,112

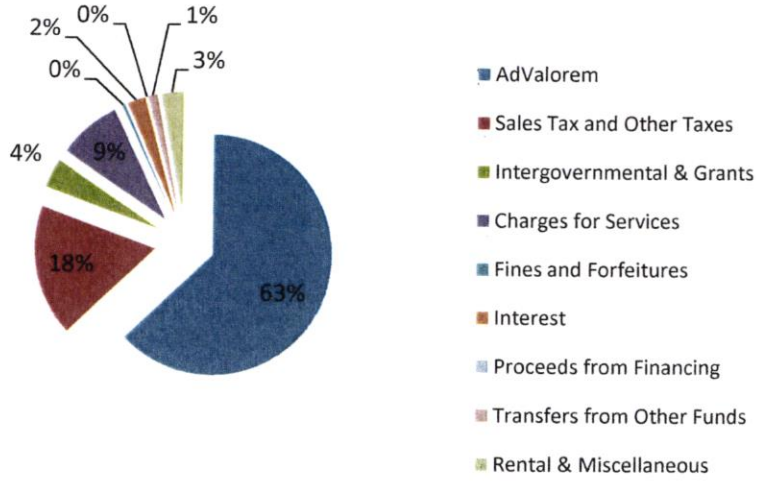
**Texas Department of Transportation**

Completion of Bridge on CR 2340 located in Precinct #2	\$ 746,725
--	------------

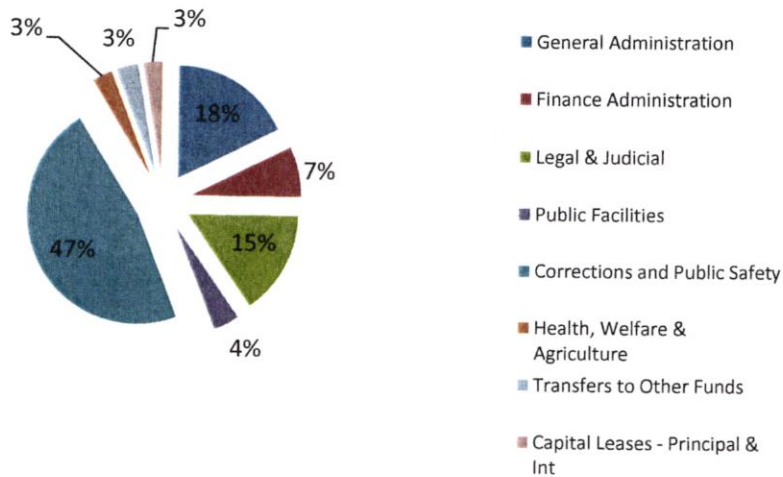
	<u>ORIGINAL BUDGET</u>	<u>ACTUAL</u>	<u>DIFFERENCE</u> FAV (UNFAV)
<b><u>Sales Tax Collections</u></b>			
FY2025	\$ 4,165,501	\$ 4,581,352	\$ 415,851
FY2024	\$ 4,165,501	\$ 4,701,576	\$ 536,075
FY2023	\$ 3,100,001	\$ 4,189,344	\$ 1,089,343
FY2022	\$ 2,900,001	\$ 3,870,001	\$ 970,000
FY2021	\$ 2,100,000	\$ 3,134,455	\$ 1,034,455
FY2020	\$ 2,800,000	\$ 2,326,392	\$ (473,608)
FY2019	\$ 1,965,000	\$ 2,591,954	\$ 626,954
FY2018	\$ 1,750,000	\$ 2,169,434	\$ 419,434

Significant Results of Operation

## Hill County General Fund Sources of Revenue Year Ended 09/30/2025



## Hill County General Fund Expenditures - Year Ended 09/30/2025



**Hill County - General Fund Sources of Revenue  
2024-2025**

		<b>Percent</b>
AdValorem	\$ 13,768,629	62.9%
Sales Tax and Other Taxes	3,873,919	17.7%
Intergovernmental & Grants	867,422	4.0%
Charges for Services	1,846,438	8.4%
Fines and Forfeitures	93,238	0.4%
Interest	522,878	2.4%
Proceeds from Financing	0	0.0%
Transfers from Other Funds	270,750	1.2%
Rental & Miscellaneous	<u>647,060</u>	<u>3.0%</u>
	<u><u>\$ 21,890,334</u></u>	<u><u>100.0%</u></u>

**Hill County General Fund - Source of Expenditures  
2024-2025**

		<b>Percent</b>
General Administration	\$ 3,613,773	17.8%
Finance Administration	1,482,941	7.3%
Legal & Judicial	3,093,814	15.2%
Public Facilities	772,298	3.8%
Corrections and Public Safety	9,544,959	47.0%
Health, Welfare & Agriculture	600,098	3.0%
Transfers to Other Funds	643,287	3.2%
Capital Leases - Principal & Int	<u>555,483</u>	<u>2.7%</u>
	<u><u>\$ 20,306,653</u></u>	<u><u>100.0%</u></u>

**GENERAL**

100-GENERAL FUND

ACCOUNT #	ACCOUNT DESCRIPTION	BALANCE	
<b>ASSETS</b>			
=====			
100-101-095		0.00	
100-101-099	CLAIM/GENERAL POOLED CASH	1,197,587.87	
100-101-100	CASH	0.00	
100-101-101	CASH ON HAND	2,475.00	
100-101-107	CLAIM ON CSB MMIA	23,229.15	
100-101-109	CLAIM ON TEXAS CLASS	5,657,459.82	
100-101-110	CLAIM ON TX CLASS GOVT	1,160.20	
100-102-100	INVESTMENTS	4,651,198.42	
100-103-101	DELINQUENT TAXES RECEIVABLE	1,385,372.00	
100-103-102	RESERVE FOR UNCOLLECTIBLE	( 138,537.00)	
100-103-200	SALES TAX RECEIVABLE	662,354.29	
100-104-100	ACCOUNTS RECEIVABLE	11,504.15	
100-104-200	GRANT RECEIVABLE	552.71	
100-105-000	INTEREST RECEIVABLE	0.00	
100-106-000	DUE FROM OTHER FUNDS	0.00	
100-106-102	DUE FROM EMP HOSPITALIZATION	0.00	
100-106-105	DUE FROM PAYROLL	5,000.00	
100-108-100	PREPAID ITEMS	2,519.55	
		<u>13,461,876.16</u>	
TOTAL ASSETS			<u>13,461,876.16</u>
=====			
<b>LIABILITIES</b>			
=====			
100-201-000	ACCOUNTS PAYABLE	19,123.04	
100-201-100	A/P CREDITS WITH VENDORS	0.00	
100-202-100	CASH BONDS PAYABLE	9,935.28	
100-202-300	ESCHEAT LIABILITY	22,803.97	
100-205-000	DEFERRED TAXES	1,166,537.00	
100-206-000	DUE TO OTHER FUNDS	2,643.12	
100-206-102	DUE TO EMP HOSPITALIZATION	0.00	
100-206-105	DUE TO PAYROLL FUND	0.00	
100-206-109	DUE TO TEXAS CLASS	0.00	
100-206-999	DUE TO A/P CLEARING	431,917.08	
100-208-100	ACCRUED WAGES PAYABLE	567,592.35	
100-225-000	UNEARNED REVENUE	0.00	
	TOTAL LIABILITIES	<u>2,220,551.84</u>	
=====			
<b>EQUITY</b>			
=====			
100-271-000	UNRESERVED FUND BALANCE	8,091,791.81	
100-272-000	ASSIGNED FUND BALANCE	1,568,099.00	
	TOTAL BEGINNING EQUITY	<u>9,659,890.81</u>	
=====			
TOTAL REVENUE		21,888,082.67	
TOTAL EXPENSES		<u>20,306,649.16</u>	
TOTAL REVENUE OVER/(UNDER) EXPENSES		1,581,433.51	
TOTAL EQUITY & REV. OVER/(UNDER) EXP.		<u>11,241,324.32</u>	
TOTAL LIABILITIES, EQUITY & REV.OVER/(UNDER) EXP.			<u>13,461,876.16</u>
=====			

HILL COUNTY, TEXAS  
 REVENUE REPORT (UNAUDITED)  
 AS OF: SEPTEMBER 30TH, 2025

100-GENERAL FUND

% OF YEAR COMPLETED: 100.00

REVENUES	CURRENT BUDGET	CURRENT PERIOD	PRIOR YEAR PO ADJUST.	Y-T-D ACTUAL	Y-T-D ENCUMBRANCE	BUDGET BALANCE	% OF BUDGET
<b>TAXES</b>							
<b>AD VALOREM TAXES</b>							
100-310-110 AD VALOREM TAX	0.00	0.00	0.00	0.00	0.00	0.00	0.00
100-310-111 SPECIAL INVENTORY TAX	0.00	0.00	0.00	0.00	0.00	0.00	0.00
100-310-115 AD VALOREM (CURRENT)	12,868,511.00	38,548.31	0.00	12,943,858.59	0.00 (	75,347.59)	100.59
100-310-116 AD VALOREM (DELINQUENT)	451,030.00	34,427.42	0.00	422,984.02	0.00	28,045.98	93.78
100-310-117 AD VALOREM (P & I)	270,617.00	14,941.01	0.00	285,198.22	0.00 (	14,581.22)	105.39
100-310-200 IN LIEU OF TAX	119,616.00	0.00	0.00	116,588.65	0.00	3,027.35	97.47
TOTAL AD VALOREM TAXES	13,709,774.00	87,916.74	0.00	13,768,629.48	0.00 (	58,855.48)	100.43
<b>OTHER TAXES</b>							
100-318-130 CO SALES TAX	3,478,193.00	272,587.17	0.00	3,825,424.40	0.00 (	347,231.40)	109.98
100-319-100 HOTEL/MOTEL OCCUP TAX	0.00	0.00	0.00	0.00	0.00	0.00	0.00
TOTAL OTHER TAXES	3,478,193.00	272,587.17	0.00	3,825,424.40	0.00 (	347,231.40)	109.98
TOTAL TAXES	17,187,967.00	360,503.91	0.00	17,594,053.88	0.00 (	406,086.88)	102.36
<b>REV 320 THRU 3299999</b>							
100-320-100 MIXED BEVERAGE PERMIT	42,262.00	11,814.68	0.00	48,495.34	0.00 (	6,233.34)	114.75
TOTAL REV 320 THRU 3299999	42,262.00	11,814.68	0.00	48,495.34	0.00 (	6,233.34)	114.75
<b>FEES</b>							
100-340-100 CO JUDGE FEES	1,260.00	88.00	0.00	1,452.00	0.00 (	192.00)	115.24
100-340-102 24EMC RADIO FY24	55,000.00	0.00	0.00	69,020.00	0.00 (	14,020.00)	125.49
100-340-200 SHERIFF FEES	38,000.00	4,587.02	0.00	60,601.43	0.00 (	22,601.43)	159.48
100-340-202 CONTRACT INMATES	0.00	50.00	0.00	50.00	0.00 (	50.00)	0.00
100-340-300 CO ATTORNEY FEES	3,941.00	237.86	0.00	3,214.39	0.00	726.61	81.56
100-340-301 CA-COMMISSION BOND FORFEITURES	3,858.00	0.00	0.00	3,575.00	0.00	283.00	92.66
100-340-400 CO CLERK FEES	300,000.00	24,422.65	0.00	299,897.41	0.00	102.59	99.97
100-340-401 PLAT FEES	9,390.00	1,250.00	0.00	6,995.00	0.00	2,395.00	74.49
100-340-403 VITAL STATISTICS FEE	2,069.00	148.00	0.00	2,152.00	0.00 (	83.00)	104.01
100-340-404 CC E-Filing Cost Recovery	0.00	0.00	0.00	0.00	0.00	0.00	0.00
100-340-600 DISTRICT ATTORNEY FEES	0.00	0.00	0.00	0.00	0.00	0.00	0.00
100-340-700 DISTRICT CLERK FEES	160,000.00	10,738.79	0.00	166,877.21	0.00 (	6,877.21)	104.30
100-340-701 COURT REPORTER SERVICE FUND	17,717.00	1,816.67	0.00	20,676.53	0.00 (	2,959.53)	116.70
100-340-702 CO CHILD ABUSE PREVENTION FD	224.00	23.39	0.00	444.65	0.00 (	220.65)	198.50
100-340-704 DC E-Filing Cost Recovery	0.00	0.00	0.00	0.00	0.00	0.00	0.00
100-340-801 JUSTICE OF PEACE -#2 FEES	17,800.00	2,172.26	0.00	21,630.98	0.00 (	3,830.98)	121.52
100-340-802 JUSTICE OF PEACE #4 FEES	12,000.00	1,106.75	0.00	15,000.31	0.00 (	3,000.31)	125.00
100-340-803 JUSTICE OF PEACE #3 FEES	12,200.00	2,411.97	0.00	17,330.08	0.00 (	5,130.08)	142.05
100-340-804 JUSTICE OF PEACE #1 FEES	12,025.00	832.75	0.00	11,638.70	0.00	386.30	96.79
100-340-805 JUDICIAL EFFICIENCY JP#2	1,100.00	79.00	0.00	979.34	0.00	120.66	89.03
100-340-806 JUDICIAL EFFICIENCY JP#4	35.00	5.00	0.00	17.50	0.00	17.50	50.00
100-340-807 JUDICIAL EFFICIENCY JP#3	73.00	2.69	0.00	202.31	0.00 (	129.31)	277.14
100-340-808 JUDICIAL EFFICIENCY JP#1	150.00	0.00	0.00	170.28	0.00 (	20.28)	113.52
100-340-810 JUDICIAL EFFICIENCY - DC	3,415.00	201.21	0.00	3,217.83	0.00	197.17	94.23
100-340-901 CONSTABLE GIRSH FEES	16,250.00	630.00	0.00	13,145.69	0.00	3,104.31	80.90

HILL COUNTY, TEXAS  
 REVENUE REPORT (UNAUDITED)  
 AS OF: SEPTEMBER 30TH, 2025

100-GENERAL FUND

% OF YEAR COMPLETED: 100.00

REVENUES	CURRENT BUDGET	CURRENT PERIOD	PRIOR YEAR PO ADJUST.	Y-T-D ACTUAL	Y-T-D ENCUMBRANCE	BUDGET BALANCE	% OF BUDGET
100-340-902 CONSTABLE ITASCA FEES	17,750.00	1,447.54	0.00	16,290.53	0.00	1,459.47	91.78
100-340-903 CONSTABLE ARMSTRONG FEES	18,350.00	1,220.00	0.00	18,407.77	0.00 (	57.77)	100.31
100-340-904 CONSTABLE WHITNEY FEES	16,800.00	2,375.59	0.00	20,653.95	0.00 (	3,853.95)	122.94
100-340-905 CONSTABLE - PROCEEDS FROM SALE	0.00	0.00	0.00	0.00	0.00	0.00	0.00
100-340-911 911 SIGNS/FLOOD PLAIN PERMITS	0.00	0.00	0.00	0.00	0.00	0.00	0.00
100-342-401 J.P. #2 CO. % ARREST FEES	2,100.00	288.00	0.00	2,609.89	0.00 (	509.89)	124.28
100-342-402 J.P. #4 CO. % ARREST FEES	900.00	163.49	0.00	1,554.35	0.00 (	654.35)	172.71
100-342-403 J.P. #3 CO. % ARREST FEES	850.00	128.30	0.00	1,243.28	0.00 (	393.28)	146.27
100-342-404 J.P. #1 CO. % ARREST FEES	950.00	60.00	0.00	985.20	0.00 (	35.20)	103.71
100-342-405 D.C. CO. % ARREST FEES	24,670.00	903.07	0.00	20,819.27	0.00	3,850.73	84.39
100-344-100 OSSF FEES	128,329.00	14,425.00	0.00	127,875.00	0.00	454.00	99.65
100-344-200 SO GAME ROOM PERMITS	0.00	0.00	0.00	0.00	0.00	0.00	0.00
100-348-104 ELECTION REVENUES	0.00	0.00	0.00	0.00	0.00	0.00	0.00
<b>TOTAL FEES</b>	<b>877,206.00</b>	<b>71,815.00</b>	<b>0.00</b>	<b>928,727.88</b>	<b>0.00 (</b>	<b>51,521.88)</b>	<b>105.87</b>
<b>FINES</b>							
100-350-101 JUSTICE OF THE PEACE #2 FINES	35,190.00	4,024.56	0.00	40,117.69	0.00 (	4,927.69)	114.00
100-350-102 JUSTICE OF THE PEACE #4 FINES	14,270.00	1,605.06	0.00	21,144.08	0.00 (	6,874.08)	148.17
100-350-103 JUSTICE OF THE PEACE #3 FINES	18,410.00	1,509.15	0.00	17,691.70	0.00	718.30	96.10
100-350-104 JUSTICE OF THE PEACE #1 FINES	13,396.00	700.15	0.00	14,284.44	0.00 (	888.44)	106.63
<b>TOTAL FINES</b>	<b>81,266.00</b>	<b>7,838.92</b>	<b>0.00</b>	<b>93,237.91</b>	<b>0.00 (</b>	<b>11,971.91)</b>	<b>114.73</b>
<b>MISC &amp; OTHER</b>							
100-360-300 911 HOTCOG Grant	0.00	0.00	0.00	0.00	0.00	0.00	0.00
100-360-301 SCAAP/.SWBPI GRANT	14,000.00	0.00	0.00	0.00	0.00	14,000.00	0.00
100-360-303 GRANT REVENUE	18,000.00	5,195.52	0.00	61,843.26	0.00 (	43,843.26)	343.57
100-360-400 SB22 Grant Revenue	350,000.00	0.00	0.00	350,000.00	0.00	0.00	100.00
100-360-700 FLOOD CONTROL	0.00	0.00	0.00	0.00	0.00	0.00	0.00
100-362-500 TAC COMMISSIONS	820,730.00	19,359.67	0.00	917,709.98	0.00 (	96,979.98)	111.82
100-362-501 TAC FEES (B & W PERMIT)	36.00	0.00	0.00	0.00	0.00	36.00	0.00
100-362-600 DA STATE APROPRIATIONS	0.00	0.00	0.00	0.00	0.00	0.00	0.00
100-364-000 WASTE MANAGEMENT	70,000.00	14,404.22	0.00	80,094.65	0.00 (	10,094.65)	114.42
100-364-301 CORP OF ENGINEERS	42,321.00	11,213.20	0.00	42,214.40	0.00	106.60	99.75
100-365-000 FISCAL SERVICE ADULT PROB	3,594.00	0.00	0.00	4,281.98	0.00 (	687.98)	119.14
100-365-200 SCHOOL RESOURCE REIMB	78,000.00	0.00	0.00	71,500.00	0.00	6,500.00	91.67
100-366-101 CO JUDGE STATE SALARY SUPPLEME	25,200.00	0.00	0.00	25,200.00	0.00	0.00	100.00
100-366-102 CO ATTORNEY SALARY SUPPLEMENT	84,000.00	0.00	0.00	84,000.00	0.00	0.00	100.00
100-366-104 CO COURT-AT-LAW SUPPLEMENT	84,000.00	0.00	0.00	84,000.00	0.00	0.00	100.00
100-366-105 DA STATE PROSECUTOR OFFSET	0.00	0.00	0.00	0.00	0.00	0.00	0.00
100-366-106 DA/CA ASSISTANT LONGEVITY PAY	13,480.00	0.00	0.00	8,200.00	0.00	5,280.00	60.83
100-368-102 COMMISSION FROM STATE	24,100.00	5,662.06	0.00	22,839.47	0.00	1,260.53	94.77
100-368-103 FUEL REIMBURSEMENTS	3,794.00	2,628.45	0.00	7,960.60	0.00 (	4,166.60)	209.82
100-368-104 ELECTION REVENUES	0.00	0.00	0.00	0.00	0.00	0.00	0.00
100-368-200 TOBACCO SETTLEMENT	18,000.00	0.00	0.00	25,287.16	0.00 (	7,287.16)	140.48
100-370-020 CONTRIBUTIONS	7,300.00	0.00	0.00	7,350.00	0.00 (	50.00)	100.68
100-370-030 JURY DONATIONS-VETERANS	0.00	360.00	0.00	2,200.00	0.00 (	2,200.00)	0.00
100-370-100 RENTAL INCOME	16,800.00	400.00	0.00	5,444.00	0.00	11,356.00	32.40
100-370-101 COMMISSION FROM VENDORS	35,000.00	8,284.18	0.00	15,956.20	0.00	19,043.80	45.59
100-370-200 UNCLAIMED REVENUE	0.00	0.00	0.00	0.00	0.00	0.00	0.00
100-370-300 INSURANCE PROCEEDS	489,578.00	7,233.00	0.00	482,181.90	0.00	7,396.10	98.49

HILL COUNTY, TEXAS  
 REVENUE REPORT (UNAUDITED)  
 AS OF: SEPTEMBER 30TH, 2025

100-GENERAL FUND

% OF YEAR COMPLETED: 100.00

REVENUES	CURRENT BUDGET	CURRENT PERIOD	PRIOR YEAR PO ADJUST.	Y-T-D ACTUAL	Y-T-D ENCUMBRANCE	BUDGET BALANCE	% OF BUDGET
100-370-500 MISCELLANEOUS	81,944.00	3,579.22	0.00	104,280.75	0.00	( 22,336.75)	127.26
100-375-100 INTEREST	539,998.00	40,316.99	0.00	522,878.31	0.00	17,119.69	96.83
100-379-100 SALE OF FIXED ASSETS	22,250.00	9,000.00	0.00	27,395.00	0.00	( 5,145.00)	123.12
TOTAL MISC & OTHER	2,842,125.00	127,636.51	0.00	2,952,817.66	0.00	( 110,692.66)	103.89
<u>PROCEEDS FROM FINANCING</u>							
100-380-200 PROCEEDS FROM CAPITAL LEASE	0.00	0.00	0.00	0.00	0.00	0.00	0.00
TOTAL PROCEEDS FROM FINANCING	0.00	0.00	0.00	0.00	0.00	0.00	0.00
<u>TRANSFERS</u>							
100-390-000 TRANSFERS IN	0.00	0.00	0.00	0.00	0.00	0.00	0.00
100-390-094 TRANSFERS FROM VICTIMS OF CRIM	0.00	0.00	0.00	0.00	0.00	0.00	0.00
100-390-102 TRANSFER FROM EMPLOYEE HOSPITA	0.00	0.00	0.00	0.00	0.00	0.00	0.00
100-390-106 TRANSFER FROM JAIL/ARMORY CONS	0.00	0.00	0.00	0.00	0.00	0.00	0.00
100-390-200 TRANSFER FROM ROAD & BRIDGE	0.00	0.00	0.00	0.00	0.00	0.00	0.00
100-390-202 TRANSFERS FROM RB2	65,750.00	0.00	0.00	65,750.00	0.00	0.00	100.00
100-390-225 TRANSFER FROM INDIGENT HEALTH	100,000.00	75,000.00	0.00	75,000.00	0.00	25,000.00	75.00
100-390-239 TRANSFERS FROM CC PROB REC MGM	0.00	0.00	0.00	0.00	0.00	0.00	0.00
100-390-246 TRANSFER FROM JUSTICE COURT TE	15,000.00	0.00	0.00	15,000.00	0.00	0.00	100.00
100-390-250 TRANSFERS FROM CRIMINAL JUSTIC	0.00	0.00	0.00	0.00	0.00	0.00	0.00
100-390-252 TRANSFERS FROM HOT CHECK	0.00	0.00	0.00	0.00	0.00	0.00	0.00
100-390-255 TRANSFER FROM COURTHOUSE SECUR	80,000.00	0.00	0.00	80,000.00	0.00	0.00	100.00
100-390-300 TRANSFERS FROM COURTHOUSE BOND	0.00	0.00	0.00	35,000.00	0.00	( 35,000.00)	0.00
100-390-523 TRANSFER FROM COPS FUND	0.00	0.00	0.00	0.00	0.00	0.00	0.00
100-390-890 TRANSFER FROM DIST. CLERK TRUS	0.00	0.00	0.00	0.00	0.00	0.00	0.00
100-390-900 TRANSFER FROM SALES TAX ESCROW	0.00	0.00	0.00	0.00	0.00	0.00	0.00
TOTAL TRANSFERS	260,750.00	75,000.00	0.00	270,750.00	0.00	( 10,000.00)	103.84
<hr/>							
TOTAL REVENUES	21,291,576.00	654,609.02	0.00	21,888,082.67	0.00	( 596,506.67)	102.80

HILL COUNTY, TEXAS  
 EXPENDITURES REPORT (UNAUDITED)  
 AS OF: SEPTEMBER 30TH, 2025

100-GENERAL FUND  
 GENERAL GOVERNMENT  
 COUNTY JUDGE

% OF YEAR COMPLETED: 100.00

DEPARTMENTAL EXPENDITURES	CURRENT BUDGET	CURRENT PERIOD	PRIOR YEAR PO ADJUST.	Y-T-D ACTUAL	Y-T-D ENCUMBRANCE	BUDGET BALANCE	% OF BUDGET
---------------------------	----------------	----------------	-----------------------	--------------	-------------------	----------------	-------------

SALARIES & BENEFITS

SALARIES & WAGES

100-5-1101-1101 SALARY	108,788.00	13,114.20	0.00	107,893.85	0.00	894.15	99.18
100-5-1101-1102 STATE SALARY SUPPLEMENT	25,200.00	3,037.82	0.00	24,992.86	0.00	207.14	99.18
100-5-1101-1103 JUVENILE BOARD SUPPLEMENT	6,050.00	729.52	0.00	6,000.77	0.00	49.23	99.19
100-5-1101-1105 STAFF WAGES	0.00	0.00	0.00	0.00	0.00	0.00	0.00
100-5-1101-1107 COURT COORDINATOR	52,534.00	6,442.97	0.00	52,328.52	0.00	205.48	99.61
100-5-1101-1108 COURT REPORTER	9,900.00	1,213.90	0.00	9,900.00	0.00	0.00	100.00
100-5-1101-1122 COUNTY LONGEVITY	4,625.00	0.00	0.00	4,625.00	0.00	0.00	100.00
100-5-1101-1155 OVERTIME WAGES	0.00	0.00	0.00	0.00	0.00	0.00	0.00
<b>TOTAL SALARIES &amp; WAGES</b>	<b>207,097.00</b>	<b>24,538.41</b>	<b>0.00</b>	<b>205,741.00</b>	<b>0.00</b>	<b>1,356.00</b>	<b>99.35</b>

BENEFITS

100-5-1101-1201 SOCIAL SECURITY & MEDICARE	15,843.00	1,813.39	0.00	15,245.42	0.00	597.58	96.23
100-5-1101-1202 UNEMPLOYMENT TAX	121.00	21.74	0.00	145.88	0.00	( 24.88)	120.56
100-5-1101-1203 RETIREMENT	20,958.00	2,494.29	0.00	20,852.53	0.00	105.47	99.50
100-5-1101-1204 RETIREMENT LIFE INSURANCE	580.00	69.02	0.00	609.26	0.00	( 29.26)	105.04
100-5-1101-1205 WORKERS COMP	621.00	94.85	0.00	379.40	0.00	241.60	61.10
100-5-1101-1209 HEALTH INSURANCE	26,036.00	2,625.68	0.00	28,691.89	0.00	( 2,655.89)	110.20
<b>TOTAL OTHER TAXES</b>	<b>64,159.00</b>	<b>7,118.97</b>	<b>0.00</b>	<b>65,924.38</b>	<b>0.00</b>	<b>( 1,765.38)</b>	<b>102.75</b>

<b>TOTAL SALARIES &amp; BENEFITS</b>	<b>271,256.00</b>	<b>31,657.38</b>	<b>0.00</b>	<b>271,665.38</b>	<b>0.00</b>	<b>( 409.38)</b>	<b>100.15</b>
--------------------------------------	-------------------	------------------	-------------	-------------------	-------------	------------------	---------------

OPERATING EXPENSES

100-5-1101-2301 DUES & MEMBERSHIPS	1,040.00	0.00	0.00	907.00	0.00	133.00	87.21
100-5-1101-2302 TRAINING & MILEAGE REIMB	2,500.00	1,015.77	0.00	1,640.77	0.00	859.23	65.63
100-5-1101-2303 BONDS & INSURANCE	1,250.00	0.00	0.00	587.00	0.00	663.00	46.96
100-5-1101-2305 CONTRACT SERVICES	100.00	0.00	0.00	0.00	0.00	100.00	0.00
<b>TOTAL OPERATING EXPENSES</b>	<b>4,890.00</b>	<b>1,015.77</b>	<b>0.00</b>	<b>3,134.77</b>	<b>0.00</b>	<b>1,755.23</b>	<b>64.11</b>

SUPPLIES

100-5-1101-3101 SUPPLIES	1,100.00	35.01	0.00	596.38	0.00	503.62	54.22
100-5-1101-3102 POSTAGE	850.00	( 450.18)	0.00	( 126.31)	0.00	976.31	14.86-
100-5-1101-3103 MACHINE & EQUIP RENTAL	3,100.00	421.19	0.00	2,030.58	0.00	1,069.42	65.50
100-5-1101-3104 TELEPHONE	1,360.00	71.69	0.00	1,102.90	0.00	257.10	81.10
100-5-1101-3110 MISCELLANEOUS	250.00	0.00	0.00	0.00	0.00	250.00	0.00
<b>TOTAL SUPPLIES</b>	<b>6,660.00</b>	<b>77.71</b>	<b>0.00</b>	<b>3,603.55</b>	<b>0.00</b>	<b>3,056.45</b>	<b>54.11</b>

<b>TOTAL COUNTY JUDGE</b>	<b>282,806.00</b>	<b>32,750.86</b>	<b>0.00</b>	<b>278,403.70</b>	<b>0.00</b>	<b>4,402.30</b>	<b>98.44</b>
---------------------------	-------------------	------------------	-------------	-------------------	-------------	-----------------	--------------

EXPENDITURES REPORT (UNAUDITED)

AS OF: SEPTEMBER 30TH, 2025

100-GENERAL FUND  
 GENERAL GOVERNMENT  
 NON DEPT - ADMIN

% OF YEAR COMPLETED: 100.00

DEPARTMENTAL EXPENDITURES	CURRENT BUDGET	CURRENT PERIOD	PRIOR YEAR PO ADJUST.	Y-T-D ACTUAL	Y-T-D ENCUMBRANCE	BUDGET BALANCE	% OF BUDGET
<b>SALARIES &amp; BENEFITS</b>							
<b>SALARIES &amp; WAGES</b>							
100-5-1103-1105 STAFF WAGES	0.00	0.00	0.00	0.00	0.00	0.00	0.00
100-5-1103-1155 OVERTIME CONTINGENCIES	0.00	0.00	0.00	0.00	0.00	0.00	0.00
TOTAL SALARIES & WAGES	0.00	0.00	0.00	0.00	0.00	0.00	0.00
<b>BENEFITS</b>							
100-5-1103-1205 WORKERS COMP	0.00	0.00	0.00	0.00	0.00	0.00	0.00
100-5-1103-1209 TELEMEDICINE	28,215.00	3,003.13	0.00	24,873.13	0.00	3,341.87	88.16
TOTAL OTHER TAXES	28,215.00	3,003.13	0.00	24,873.13	0.00	3,341.87	88.16
TOTAL SALARIES & BENEFITS	28,215.00	3,003.13	0.00	24,873.13	0.00	3,341.87	88.16
<b>OPERATING EXPENSES</b>							
100-5-1103-2101 PURCHASED PROFESSIONAL SERV	108,966.00	39,764.97	0.00	113,873.32	0.00 (	4,907.32)	104.50
100-5-1103-2102 STATEMENT OF FACTS	19,353.00	3,685.50	0.00	15,702.00	0.00	3,651.00	81.13
100-5-1103-2104 GRANT EXPENDITURES	18,000.00	552.71	0.00	21,576.40	0.00 (	3,576.40)	119.87
100-5-1103-2301 DUES & MEMBERSHIPS	7,100.00 (	717.00)	0.00	8,132.54	0.00 (	1,032.54)	114.54
100-5-1103-2302 TRAINING & MILEAGE REIMB	0.00	0.00	0.00	0.00	0.00	0.00	0.00
100-5-1103-2303 BONDS & INSURANCE	30,000.00	2,512.39	0.00	45,778.87	0.00 (	15,778.87)	152.60
100-5-1103-2307 LEGAL NOTICES	4,500.00	0.00	0.00	3,400.85	0.00	1,099.15	75.57
100-5-1103-2315 BANK SERVICE CHARGES	2,000.00	22.41	0.00	899.06	0.00	1,100.94	44.95
TOTAL OPERATING EXPENSES	189,919.00	45,820.98	0.00	209,363.04	0.00 (	19,444.04)	110.24
<b>SUPPLIES</b>							
100-5-1103-3101 SUPPLIES	1,100.00	132.99	0.00	1,300.45	0.00 (	200.45)	118.22
100-5-1103-3103 MACHINE & EQUIP RENTAL	7,500.00	1,521.54	0.00	7,826.35	0.00 (	326.35)	104.35
100-5-1103-3110 MISCELLANEOUS	20,000.00	18,199.50	0.00	23,178.46	0.00 (	3,178.46)	115.89
100-5-1103-3701 OTHER SUPPLIES-INSURANCE	344,837.00	0.00	0.00	0.00	0.00	344,837.00	0.00
TOTAL SUPPLIES	373,437.00	19,854.03	0.00	32,305.26	0.00	341,131.74	8.65
<b>CAPITAL OUTLAY</b>							
100-5-1103-4101 CAPITAL OUTLAY	516,933.00	133,975.40	0.00	516,932.98	0.00	0.02	100.00
100-5-1103-4102 JP TECH EQUIPMENT	0.00	0.00	0.00	0.00	0.00	0.00	0.00
TOTAL CAPITAL OUTLAY	516,933.00	133,975.40	0.00	516,932.98	0.00	0.02	100.00
<b>OTHER COSTS</b>							
100-5-1103-7102 JPO INS & UTILITIES	10,120.00	1,000.50	0.00	11,064.81	0.00 (	944.81)	109.34
100-5-1103-7103 ADULT PROBATION	5,500.00	448.24	0.00	5,385.78	0.00	114.22	97.92
100-5-1103-7210 APPRAISALS	563,261.00	0.00	0.00	562,660.00	0.00	601.00	99.89
100-5-1103-7211 COURT OF APPEALS JUDGES	0.00	1,831.08	0.00	1,831.08	0.00 (	1,831.08)	0.00
100-5-1103-7601 ANNUAL LEAVE CONTINGENCY	0.00	0.00	0.00	0.00	0.00	0.00	0.00
100-5-1103-7602 CONTINGENCIES	0.00	0.00	0.00	0.00	0.00	0.00	0.00
100-5-1103-7604	0.00	0.00	0.00	0.00	0.00	0.00	0.00
TOTAL OTHER COSTS	578,881.00	3,279.82	0.00	580,941.67	0.00 (	2,060.67)	100.36

HILL COUNTY, TEXAS  
 EXPENDITURES REPORT (UNAUDITED)  
 AS OF: SEPTEMBER 30TH, 2025

100-GENERAL FUND  
 GENERAL GOVERNMENT  
 NON DEPT - ADMIN

% OF YEAR COMPLETED: 100.00

DEPARTMENTAL EXPENDITURES	CURRENT BUDGET	CURRENT PERIOD	PRIOR YEAR PO ADJUST.	Y-T-D ACTUAL	Y-T-D ENCUMBRANCE	BUDGET BALANCE	% OF BUDGET
<u>OTHER FINANCING (USES)</u>							
100-5-1103-9180 TRANSFER TO OPIOID	85,783.00	0.00	0.00	85,782.27	0.00	0.73	100.00
100-5-1103-9200 TRANSFER TO GEN ROAD & BRID	25,000.00	0.00	0.00	25,000.00	0.00	0.00	100.00
100-5-1103-9201 TRANSFER TO ROAD & BRIDGE #	0.00	0.00	0.00	0.00	0.00	0.00	0.00
100-5-1103-9202 TRANSFER TO ROAD & BRIDGE #	0.00	0.00	0.00	0.00	0.00	0.00	0.00
100-5-1103-9203 TRANSFER TO ROAD & BRIDGE #	0.00	0.00	0.00	0.00	0.00	0.00	0.00
100-5-1103-9204 TRANSFER TO ROAD & BRIDGE #	0.00	0.00	0.00	0.00	0.00	0.00	0.00
100-5-1103-9225 TRANSFER TO INDIGENT HEALTH	0.00	0.00	0.00	0.00	0.00	0.00	0.00
100-5-1103-9229 TRANSFER TO JURY	340,005.00	0.00	0.00	340,005.00	0.00	0.00	100.00
100-5-1103-9231 TRANSFER TO RECORDS MGMT/PR	0.00	0.00	0.00	0.00	0.00	0.00	0.00
100-5-1103-9243 TRANSFER TO YOUTH COLLABORA	0.00	0.00	0.00	0.00	0.00	0.00	0.00
100-5-1103-9248 TRANSFER TO CO CLERK ARCHIV	0.00	0.00	0.00	0.00	0.00	0.00	0.00
100-5-1103-9251 Transfer to Economic Develo	0.00	0.00	0.00	0.00	0.00	0.00	0.00
100-5-1103-9254 TRANSFER TO TOURISM	0.00	0.00	0.00	0.00	0.00	0.00	0.00
100-5-1103-9257 TRANSFER TO CRIME VICTIMS A	0.00	0.00	0.00	0.00	0.00	0.00	0.00
100-5-1103-9259 TRANSFER TO COPS GRANT	0.00	0.00	0.00	0.00	0.00	0.00	0.00
100-5-1103-9265 TRANSFER TO ELECTION LEASE	0.00	0.00	0.00	0.00	0.00	0.00	0.00
100-5-1103-9275 TRANSFER TO CO JUV PROB TJP	192,500.00	0.00	0.00	192,500.00	0.00	0.00	100.00
100-5-1103-9300 TRANSFER TO COURTHOUSE PROJ	0.00	0.00	0.00	0.00	0.00	0.00	0.00
100-5-1103-9901 TRANSFER TO CT ADMIN	0.00	0.00	0.00	0.00	0.00	0.00	0.00
<b>TOTAL OTHER FINANCING (USES)</b>	<b>643,288.00</b>	<b>0.00</b>	<b>0.00</b>	<b>643,287.27</b>	<b>0.00</b>	<b>0.73</b>	<b>100.00</b>
<b>TOTAL NON DEPT - ADMIN</b>	<b>2,330,673.00</b>	<b>205,933.36</b>	<b>0.00</b>	<b>2,007,703.35</b>	<b>0.00</b>	<b>322,969.65</b>	<b>86.14</b>

HILL COUNTY, TEXAS  
 EXPENDITURES REPORT (UNAUDITED)  
 AS OF: SEPTEMBER 30TH, 2025

100-GENERAL FUND  
 GENERAL GOVERNMENT  
 INFORMATION TECHNOLOGY

% OF YEAR COMPLETED: 100.00

DEPARTMENTAL EXPENDITURES	CURRENT BUDGET	CURRENT PERIOD	PRIOR YEAR PO ADJUST.	Y-T-D ACTUAL	Y-T-D ENCUMBRANCE	BUDGET BALANCE	% OF BUDGET
<b>SALARIES &amp; BENEFITS</b>							
<b>SALARIES &amp; WAGES</b>							
100-5-1104-1104 DEPARTMENT HEAD SALARY	89,512.00	11,015.68	0.00	89,846.64	0.00 (	334.64)	100.37
100-5-1104-1105 STAFF WAGES	183,009.00	22,451.61	0.00	183,024.30	0.00 (	15.30)	100.01
100-5-1104-1106 PART TIME WAGES	0.00	0.00	0.00	0.00	0.00	0.00	0.00
100-5-1104-1111 JP TECH SUPPLEMENT	5,000.00	613.02	0.00	5,000.71	0.00 (	0.71)	100.01
100-5-1104-1122 COUNTY LONGEVITY	1,725.00	0.00	0.00	1,725.00	0.00	0.00	100.00
100-5-1104-1155 OVERTIME WAGES	0.00	0.00	0.00	0.00	0.00	0.00	0.00
<b>TOTAL SALARIES &amp; WAGES</b>	<b>279,246.00</b>	<b>34,080.31</b>	<b>0.00</b>	<b>279,596.65</b>	<b>0.00 (</b>	<b>350.65)</b>	<b>100.13</b>
<b>BENEFITS</b>							
100-5-1104-1201 SOCIAL SECURITY & MEDICARE	21,362.00	2,551.17	0.00	20,961.07	0.00	400.93	98.12
100-5-1104-1202 UNEMPLOYMENT TAX	503.00	114.98	0.00	432.57	0.00	70.43	86.00
100-5-1104-1203 RETIREMENT	28,260.00	3,448.95	0.00	28,314.75	0.00 (	54.75)	100.19
100-5-1104-1204 RETIREMENT LIFE INSURANCE	782.00	95.80	0.00	822.66	0.00 (	40.66)	105.20
100-5-1104-1205 WORKERS COMP	846.00	121.00	0.00	484.00	0.00	362.00	57.21
100-5-1104-1206 TRAVEL	0.00	0.00	0.00	0.00	0.00	0.00	0.00
100-5-1104-1209 HEALTH INSURANCE	37,097.00	3,332.29	0.00	39,589.34	0.00 (	2,492.34)	106.72
<b>TOTAL OTHER TAXES</b>	<b>88,850.00</b>	<b>9,664.19</b>	<b>0.00</b>	<b>90,604.39</b>	<b>0.00 (</b>	<b>1,754.39)</b>	<b>101.97</b>
<b>TOTAL SALARIES &amp; BENEFITS</b>	<b>368,096.00</b>	<b>43,744.50</b>	<b>0.00</b>	<b>370,201.04</b>	<b>0.00 (</b>	<b>2,105.04)</b>	<b>100.57</b>
<b>OPERATING EXPENSES</b>							
100-5-1104-2301 DUES & MEMBERSHIPS	350.00	0.00	0.00	175.00	0.00	175.00	50.00
100-5-1104-2302 TRAINING & MILEAGE REIMB	15,000.00	1,645.68	0.00	6,382.98	0.00	8,617.02	42.55
100-5-1104-2303 BONDS AND INSURANCE	600.00	5.45	0.00	481.95	0.00	118.05	80.33
100-5-1104-2305 CONTRACT SERVICES	42,438.00	7,981.78	0.00	40,339.28	0.00	2,098.72	95.05
<b>TOTAL OPERATING EXPENSES</b>	<b>58,388.00</b>	<b>9,632.91</b>	<b>0.00</b>	<b>47,379.21</b>	<b>0.00</b>	<b>11,008.79</b>	<b>81.15</b>
<b>SUPPLIES</b>							
100-5-1104-3101 SUPPLIES	10,000.00	1,449.20	0.00	10,462.77	0.00 (	462.77)	104.63
100-5-1104-3103 SOFTWARE AND MAINTENANCE	509,997.00	62,079.48	0.00	466,289.79	0.00	43,707.21	91.43
100-5-1104-3104 TELEPHONE	67,000.00	5,034.83	0.00	53,803.75	0.00	13,196.25	80.30
100-5-1104-3107 REPAIRS	1,500.00	59.94	0.00	526.26	0.00	973.74	35.08
100-5-1104-3110 MISCELLANEOUS	100.00	0.00	0.00	0.00	0.00	100.00	0.00
100-5-1104-3202 FUEL	2,500.00	132.54	0.00	1,010.32	0.00	1,489.68	40.41
100-5-1104-3604 UNIFORMS	1,000.00	307.09	0.00	981.70	0.00	18.30	98.17
<b>TOTAL SUPPLIES</b>	<b>592,097.00</b>	<b>69,063.08</b>	<b>0.00</b>	<b>533,074.59</b>	<b>0.00</b>	<b>59,022.41</b>	<b>90.03</b>
<b>CAPITAL OUTLAY</b>							
100-5-1104-4101 CAPITAL OUTLAY	140,606.00	15,683.59	0.00	132,694.25	0.00	7,911.75	94.37
100-5-1104-4102 CASE MANAGEMENT SYSTEM	0.00	0.00	0.00	0.00	0.00	0.00	0.00
<b>TOTAL CAPITAL OUTLAY</b>	<b>140,606.00</b>	<b>15,683.59</b>	<b>0.00</b>	<b>132,694.25</b>	<b>0.00</b>	<b>7,911.75</b>	<b>94.37</b>

HILL COUNTY, TEXAS  
 EXPENDITURES REPORT (UNAUDITED)  
 AS OF: SEPTEMBER 30TH, 2025

100-GENERAL FUND

GENERAL GOVERNMENT

% OF YEAR COMPLETED: 100.00

INFORMATION TECHNOLOGY

DEPARTMENTAL EXPENDITURES	CURRENT BUDGET	CURRENT PERIOD	PRIOR YEAR PO ADJUST.	Y-T-D ACTUAL	Y-T-D ENCUMBRANCE	BUDGET BALANCE	% OF BUDGET
<u>DEBT SERVICE</u>							
100-5-1104-8103 CAPITAL LEASE-COMPUTER	0.00	0.00	0.00	0.00	0.00	0.00	0.00
TOTAL DEBT SERVICE	0.00	0.00	0.00	0.00	0.00	0.00	0.00
TOTAL INFORMATION TECHNOLOGY	1,159,187.00	138,124.08	0.00	1,083,349.09	0.00	75,837.91	93.46

EXPENDITURES REPORT (UNAUDITED)

AS OF: SEPTEMBER 30TH, 2025

100-GENERAL FUND  
 GENERAL GOVERNMENT  
 COUNTY CLERK

% OF YEAR COMPLETED: 100.00

DEPARTMENTAL EXPENDITURES	CURRENT BUDGET	CURRENT PERIOD	PRIOR YEAR PO ADJUST.	Y-T-D ACTUAL	Y-T-D ENCUMBRANCE	BUDGET BALANCE	% OF BUDGET
<b>SALARIES &amp; BENEFITS</b>							
<b>SALARIES &amp; WAGES</b>							
100-5-1109-1101 SALARY	81,179.00	8,701.39	0.00	81,179.00	0.00	0.00	100.00
100-5-1109-1105 STAFF WAGES	224,618.00	27,123.95	0.00	222,648.44	0.00	1,969.56	99.12
100-5-1109-1106 PART TIME WAGES	0.00	0.00	0.00	0.00	0.00	0.00	0.00
100-5-1109-1122 COUNTY LONGEVITY	6,950.00	0.00	0.00	6,950.00	0.00	0.00	100.00
100-5-1109-1155 OVERTIME WAGES	0.00	0.00	0.00	2.25	0.00	(2.25)	0.00
<b>TOTAL SALARIES &amp; WAGES</b>	<b>312,747.00</b>	<b>35,825.34</b>	<b>0.00</b>	<b>310,779.69</b>	<b>0.00</b>	<b>1,967.31</b>	<b>99.37</b>
<b>BENEFITS</b>							
100-5-1109-1201 SOCIAL SECURITY & MEDICARE	23,925.00	2,764.26	0.00	22,802.87	0.00	1,122.13	95.31
100-5-1109-1202 UNEMPLOYMENT TAX	417.00	92.94	0.00	350.36	0.00	66.64	84.02
100-5-1109-1203 RETIREMENT	31,650.00	3,923.93	0.00	31,758.21	0.00	(108.21)	100.34
100-5-1109-1204 RETIREMENT LIFE INSURANCE	876.00	108.59	0.00	924.31	0.00	(48.31)	105.51
100-5-1109-1205 WORKERS COMP	938.00	155.59	0.00	622.36	0.00	315.64	66.35
100-5-1109-1209 HEALTH INSURANCE	76,611.00	6,528.25	0.00	77,747.02	0.00	(1,136.02)	101.48
<b>TOTAL OTHER TAXES</b>	<b>134,417.00</b>	<b>13,573.56</b>	<b>0.00</b>	<b>134,205.13</b>	<b>0.00</b>	<b>211.87</b>	<b>99.84</b>
<b>TOTAL SALARIES &amp; BENEFITS</b>	<b>447,164.00</b>	<b>49,398.90</b>	<b>0.00</b>	<b>444,984.82</b>	<b>0.00</b>	<b>2,179.18</b>	<b>99.51</b>
<b>OPERATING EXPENSES</b>							
100-5-1109-2301 DUES & MEMBERSHIPS	300.00	0.00	0.00	200.00	0.00	100.00	66.67
100-5-1109-2302 TRAINING & MILEAGE REIMB	5,500.00	683.91	0.00	3,019.91	0.00	2,480.09	54.91
100-5-1109-2303 BONDS & INSURANCE	4,023.00	0.00	0.00	4,371.00	0.00	(348.00)	108.65
<b>TOTAL OPERATING EXPENSES</b>	<b>9,823.00</b>	<b>683.91</b>	<b>0.00</b>	<b>7,590.91</b>	<b>0.00</b>	<b>2,232.09</b>	<b>77.28</b>
<b>SUPPLIES</b>							
100-5-1109-3101 SUPPLIES	17,000.00	673.30	0.00	15,896.83	0.00	1,103.17	93.51
100-5-1109-3102 POSTAGE	2,500.00	(1,071.56)	0.00	980.24	0.00	1,519.76	39.21
100-5-1109-3103 MACHINE & EQUIP RENTAL	2,700.00	223.54	0.00	2,924.43	0.00	(224.43)	108.31
100-5-1109-3104 TELEPHONE	1,000.00	73.57	0.00	889.48	0.00	110.52	88.95
100-5-1109-3110 MISCELLANEOUS	0.00	0.00	0.00	0.00	0.00	0.00	0.00
100-5-1109-3111 MICROFILM & INDEXING	0.00	0.00	0.00	0.00	0.00	0.00	0.00
<b>TOTAL SUPPLIES</b>	<b>23,200.00</b>	<b>(101.15)</b>	<b>0.00</b>	<b>20,690.98</b>	<b>0.00</b>	<b>2,509.02</b>	<b>89.19</b>
<b>CAPITAL OUTLAY</b>							
100-5-1109-4101 CAPITAL OUTLAY	0.00	0.00	0.00	0.00	0.00	0.00	0.00
<b>TOTAL CAPITAL OUTLAY</b>	<b>0.00</b>	<b>0.00</b>	<b>0.00</b>	<b>0.00</b>	<b>0.00</b>	<b>0.00</b>	<b>0.00</b>
<b>TOTAL COUNTY CLERK</b>	<b>480,187.00</b>	<b>49,981.66</b>	<b>0.00</b>	<b>473,266.71</b>	<b>0.00</b>	<b>6,920.29</b>	<b>98.56</b>

HILL COUNTY, TEXAS  
 EXPENDITURES REPORT (UNAUDITED)  
 AS OF: SEPTEMBER 30TH, 2025

100-GENERAL FUND  
 GENERAL GOVERNMENT  
 COUNTY AUDITOR

% OF YEAR COMPLETED: 100.00

DEPARTMENTAL EXPENDITURES	CURRENT BUDGET	CURRENT PERIOD	PRIOR YEAR PO ADJUST.	Y-T-D ACTUAL	Y-T-D ENCUMBRANCE	BUDGET BALANCE	% OF BUDGET
<b>SALARIES &amp; BENEFITS</b>							
<b>SALARIES &amp; WAGES</b>							
100-5-1201-1101 DEPARTMENT HEAD SALARY	136,000.00	16,391.70	0.00	135,996.30	0.00	3.70	100.00
100-5-1201-1105 STAFF WAGES	209,660.00	26,399.26	0.00	206,832.86	0.00	2,827.14	98.65
100-5-1201-1106 PART TIME WAGES	0.00	0.00	0.00	0.00	0.00	0.00	0.00
100-5-1201-1122 COUNTY LONGEVITY	0.00	0.00	0.00	0.00	0.00	0.00	0.00
100-5-1201-1155 OVERTIME WAGES	2,700.00	148.96	0.00	2,806.60	0.00	(106.60)	103.95
<b>TOTAL SALARIES &amp; WAGES</b>	<b>348,360.00</b>	<b>42,939.92</b>	<b>0.00</b>	<b>345,635.76</b>	<b>0.00</b>	<b>2,724.24</b>	<b>99.22</b>
<b>BENEFITS</b>							
100-5-1201-1201 SOCIAL SECURITY & MEDICARE	26,443.00	3,173.05	0.00	25,790.73	0.00	652.27	97.53
100-5-1201-1202 UNEMPLOYMENT TAX	604.00	146.36	0.00	518.31	0.00	85.69	85.81
100-5-1201-1203 RETIREMENT	34,980.00	4,345.51	0.00	35,006.70	0.00	(26.70)	100.08
100-5-1201-1204 RETIREMENT LIFE INSURANCE	968.00	120.24	0.00	1,016.11	0.00	(48.11)	104.97
100-5-1201-1205 WORKERS COMP	1,006.00	153.67	0.00	614.68	0.00	391.32	61.10
100-5-1201-1209 HEALTH INSURANCE	56,260.00	5,023.00	0.00	58,065.60	0.00	(1,805.60)	103.21
<b>TOTAL OTHER TAXES</b>	<b>120,261.00</b>	<b>12,961.83</b>	<b>0.00</b>	<b>121,012.13</b>	<b>0.00</b>	<b>(751.13)</b>	<b>100.62</b>
<b>TOTAL SALARIES &amp; BENEFITS</b>	<b>468,621.00</b>	<b>55,901.75</b>	<b>0.00</b>	<b>466,647.89</b>	<b>0.00</b>	<b>1,973.11</b>	<b>99.58</b>
<b>OPERATING EXPENSES</b>							
100-5-1201-2301 DUES & MEMBERSHIPS	1,100.00	0.00	0.00	823.00	0.00	277.00	74.82
100-5-1201-2302 TRAINING & MILEAGE REIMB	4,400.00	350.00	0.00	3,031.77	0.00	1,368.23	68.90
100-5-1201-2303 BONDS & INSURANCE	250.00	0.00	0.00	50.00	0.00	200.00	20.00
100-5-1201-2305 CONTRACT SERVICES	10,500.00	0.00	0.00	0.00	0.00	10,500.00	0.00
<b>TOTAL OPERATING EXPENSES</b>	<b>16,250.00</b>	<b>350.00</b>	<b>0.00</b>	<b>3,904.77</b>	<b>0.00</b>	<b>12,345.23</b>	<b>24.03</b>
<b>SUPPLIES</b>							
100-5-1201-3101 SUPPLIES	2,500.00	116.51	0.00	1,615.10	0.00	884.90	64.60
100-5-1201-3102 POSTAGE	200.00	0.00	0.00	106.00	0.00	94.00	53.00
100-5-1201-3103 MACHINE & EQUIP RENTAL	3,600.00	323.15	0.00	3,561.82	0.00	38.18	98.94
100-5-1201-3104 TELEPHONE	600.00	30.00	0.00	60.00	0.00	540.00	10.00
100-5-1201-3110 MISCELLANEOUS	400.00	0.00	0.00	0.00	0.00	400.00	0.00
<b>TOTAL SUPPLIES</b>	<b>7,300.00</b>	<b>469.66</b>	<b>0.00</b>	<b>5,342.92</b>	<b>0.00</b>	<b>1,957.08</b>	<b>73.19</b>
<b>CAPITAL OUTLAY</b>							
100-5-1201-4101 CAPITAL OUTLAY	0.00	0.00	0.00	0.00	0.00	0.00	0.00
<b>TOTAL CAPITAL OUTLAY</b>	<b>0.00</b>	<b>0.00</b>	<b>0.00</b>	<b>0.00</b>	<b>0.00</b>	<b>0.00</b>	<b>0.00</b>
<b>TOTAL COUNTY AUDITOR</b>	<b>492,171.00</b>	<b>56,721.41</b>	<b>0.00</b>	<b>475,895.58</b>	<b>0.00</b>	<b>16,275.42</b>	<b>96.69</b>

HILL COUNTY, TEXAS  
 EXPENDITURES REPORT (UNAUDITED)  
 AS OF: SEPTEMBER 30TH, 2025

100-GENERAL FUND  
 GENERAL GOVERNMENT  
 COUNTY TREASURER

% OF YEAR COMPLETED: 100.00

DEPARTMENTAL EXPENDITURES	CURRENT BUDGET	CURRENT PERIOD	PRIOR YEAR PO ADJUST.	Y-T-D ACTUAL	Y-T-D ENCUMBRANCE	BUDGET BALANCE	% OF BUDGET
<b>SALARIES &amp; BENEFITS</b>							
<b>SALARIES &amp; WAGES</b>							
100-5-1202-1101 SALARY	81,179.00	9,786.06	0.00	81,179.00	0.00	0.00	100.00
100-5-1202-1105 STAFF WAGES	147,029.00	17,319.38	0.00	145,624.06	0.00	1,404.94	99.04
100-5-1202-1106 PART TIME WAGES	10,143.00	2,439.86	0.00	7,694.37	0.00	2,448.63	75.86
100-5-1202-1122 COUNTY LONGEVITY	975.00	0.00	0.00	975.00	0.00	0.00	100.00
100-5-1202-1155 OVERTIME WAGES	5,000.00	73.35	0.00	1,002.97	0.00	3,997.03	20.06
TOTAL SALARIES & WAGES	244,326.00	29,618.65	0.00	236,475.40	0.00	7,850.60	96.79
<b>BENEFITS</b>							
100-5-1202-1201 SOCIAL SECURITY & MEDICARE	18,308.00	2,208.05	0.00	17,620.04	0.00	687.96	96.24
100-5-1202-1202 UNEMPLOYMENT TAX	303.00	66.12	0.00	253.59	0.00	49.41	83.69
100-5-1202-1203 RETIREMENT	24,220.00	2,997.41	0.00	23,934.92	0.00	285.08	98.82
100-5-1202-1204 RETIREMENT LIFE INSURANCE	670.00	82.97	0.00	695.02	0.00 (	25.02)	103.73
100-5-1202-1205 WORKERS COMP	748.00	267.45	0.00	617.04	0.00	130.96	82.49
100-5-1202-1209 HEALTH INSURANCE	38,757.00	3,340.41	0.00	43,248.96	0.00 (	4,491.96)	111.59
TOTAL OTHER TAXES	83,006.00	8,962.41	0.00	86,369.57	0.00 (	3,363.57)	104.05
TOTAL SALARIES & BENEFITS	327,332.00	38,581.06	0.00	322,844.97	0.00	4,487.03	98.63
<b>OPERATING EXPENSES</b>							
100-5-1202-2301 DUES & MEMBERSHIPS	700.00	0.00	0.00	315.00	0.00	385.00	45.00
100-5-1202-2302 TRAINING & MILEAGE REIMB	7,000.00	313.20	0.00	2,761.27	0.00	4,238.73	39.45
100-5-1202-2303 BONDS & INSURANCE	180.00	0.00	0.00	180.00	0.00	0.00	100.00
TOTAL OPERATING EXPENSES	7,880.00	313.20	0.00	3,256.27	0.00	4,623.73	41.32
<b>SUPPLIES</b>							
100-5-1202-3101 SUPPLIES	6,000.00	114.95	0.00	5,826.53	0.00	173.47	97.11
100-5-1202-3102 POSTAGE	1,900.00 (	1,692.54)	0.00 (	380.63)	0.00	2,280.63	20.03-
100-5-1202-3103 MACHINE & EQUIP RENTAL	3,500.00	437.40	0.00	2,335.67	0.00	1,164.33	66.73
100-5-1202-3104 TELEPHONE	1,000.00	85.89	0.00	1,011.70	0.00 (	11.70)	101.17
100-5-1202-3110 MISCELLANEOUS	700.00	0.00	0.00	0.00	0.00	700.00	0.00
TOTAL SUPPLIES	13,100.00 (	1,054.30)	0.00	8,793.27	0.00	4,306.73	67.12
<b>CAPITAL OUTLAY</b>							
100-5-1202-4101 CAPITAL OUTLAY	0.00	0.00	0.00	0.00	0.00	0.00	0.00
TOTAL CAPITAL OUTLAY	0.00	0.00	0.00	0.00	0.00	0.00	0.00
TOTAL COUNTY TREASURER	348,312.00	37,839.96	0.00	334,894.51	0.00	13,417.49	96.15

HILL COUNTY, TEXAS  
 EXPENDITURES REPORT (UNAUDITED)  
 AS OF: SEPTEMBER 30TH, 2025

100-GENERAL FUND  
 GENERAL GOVERNMENT  
 TAX ASSESSOR/COLLECTOR

% OF YEAR COMPLETED: 100.00

DEPARTMENTAL EXPENDITURES	CURRENT BUDGET	CURRENT PERIOD	PRIOR YEAR PO ADJUST.	Y-T-D ACTUAL	Y-T-D ENCUMBRANCE	BUDGET BALANCE	% OF BUDGET
<b>SALARIES &amp; BENEFITS</b>							
<b>SALARIES &amp; WAGES</b>							
100-5-1301-1101 SALARY	81,179.00	9,786.04	0.00	81,179.00	0.00	0.00	100.00
100-5-1301-1105 STAFF WAGES	298,119.00	37,098.87	0.00	298,777.11	0.00 (	658.11)	100.22
100-5-1301-1106 PART TIME WAGES	16,756.00	2,559.11	0.00	19,560.80	0.00 (	2,804.80)	116.74
100-5-1301-1122 COUNTY LONGEVITY	6,813.00	0.00	0.00	7,075.00	0.00 (	262.00)	103.85
100-5-1301-1155 OVERTIME WAGES	1,800.00	183.06	0.00	1,795.73	0.00	4.27	99.76
TOTAL SALARIES & WAGES	404,667.00	49,627.08	0.00	408,387.64	0.00 (	3,720.64)	100.92
<b>BENEFITS</b>							
100-5-1301-1201 SOCIAL SECURITY & MEDICARE	30,819.00	3,622.84	0.00	30,120.16	0.00	698.84	97.73
100-5-1301-1202 UNEMPLOYMENT TAX	579.00	127.65	0.00	497.32	0.00	81.68	85.89
100-5-1301-1203 RETIREMENT	40,770.00	5,022.25	0.00	41,334.52	0.00 (	564.52)	101.38
100-5-1301-1204 RETIREMENT LIFE INSURANCE	1,128.00	138.94	0.00	1,203.27	0.00 (	75.27)	106.67
100-5-1301-1205 WORKERS COMP	1,208.00	183.59	0.00	734.36	0.00	473.64	60.79
100-5-1301-1209 HEALTH INSURANCE	91,081.00	7,378.84	0.00	82,546.59	0.00	8,534.41	90.63
TOTAL OTHER TAXES	165,585.00	16,474.11	0.00	156,436.22	0.00	9,148.78	94.47
TOTAL SALARIES & BENEFITS	570,252.00	66,101.19	0.00	564,823.86	0.00	5,428.14	99.05
<b>OPERATING EXPENSES</b>							
100-5-1301-2301 DUES & MEMBERSHIPS	450.00	0.00	0.00	375.00	0.00	75.00	83.33
100-5-1301-2302 TRAINING & MILEAGE REIMB	6,000.00	0.00	0.00	8,663.86	0.00 (	2,663.86)	144.40
100-5-1301-2303 BONDS & INSURANCE	1,396.00	0.00	0.00	1,396.00	0.00	0.00	100.00
100-5-1301-2305 CONTRACT SERVICES	500.00	0.00	0.00	359.00	0.00	141.00	71.80
TOTAL OPERATING EXPENSES	8,346.00	0.00	0.00	10,793.86	0.00 (	2,447.86)	129.33
<b>SUPPLIES</b>							
100-5-1301-3101 SUPPLIES	7,000.00	317.36	0.00	3,600.76	0.00	3,399.24	51.44
100-5-1301-3102 POSTAGE	29,500.00	1,622.73	0.00	30,386.80	0.00 (	886.80)	103.01
100-5-1301-3103 SOFTWARE MTCE & SUPPORT	54,948.00	0.00	0.00	60,623.09	0.00 (	5,675.09)	110.33
100-5-1301-3104 TELEPHONE	2,250.00	159.27	0.00	1,921.97	0.00	328.03	85.42
100-5-1301-3105 OFFICE RENT	0.00	0.00	0.00	0.00	0.00	0.00	0.00
100-5-1301-3110 MISCELLANEOUS	0.00	0.00	0.00	0.00	0.00	0.00	0.00
TOTAL SUPPLIES	93,698.00	2,099.36	0.00	96,532.62	0.00 (	2,834.62)	103.03
<b>CAPITAL OUTLAY</b>							
100-5-1301-4101 CAPITAL OUTLAY	0.00	0.00	0.00	0.00	0.00	0.00	0.00
TOTAL CAPITAL OUTLAY	0.00	0.00	0.00	0.00	0.00	0.00	0.00
<b>DEBT SERVICE</b>							
100-5-1301-8103 CAPITAL LEASE	0.00	0.00	0.00	0.00	0.00	0.00	0.00
TOTAL DEBT SERVICE	0.00	0.00	0.00	0.00	0.00	0.00	0.00
TOTAL TAX ASSESSOR/COLLECTOR	672,296.00	68,200.55	0.00	672,150.34	0.00	145.66	99.98

HILL COUNTY, TEXAS  
 EXPENDITURES REPORT (UNAUDITED)  
 AS OF: SEPTEMBER 30TH, 2025

100-GENERAL FUND  
 GENERAL GOVERNMENT  
 COURTHOUSE

% OF YEAR COMPLETED: 100.00

DEPARTMENTAL EXPENDITURES	CURRENT BUDGET	CURRENT PERIOD	PRIOR YEAR PO ADJUST.	Y-T-D ACTUAL	Y-T-D ENCUMBRANCE	BUDGET BALANCE	% OF BUDGET
---------------------------	----------------	----------------	-----------------------	--------------	-------------------	----------------	-------------

SALARIES & BENEFITS

SALARIES & WAGES

100-5-1401-1101 SALARY	0.00	0.00	0.00	0.00	0.00	0.00	0.00
100-5-1401-1104 DEPARTMENT HEAD SALARY	55,163.00	6,763.52	0.00	55,164.96	0.00 (	1.96)	100.00
100-5-1401-1105 STAFF WAGES	156,784.00	18,776.43	0.00	149,585.88	0.00	7,198.12	95.41
100-5-1401-1106 PART-TIME WAGES	0.00	0.00	0.00	0.00	0.00	0.00	0.00
100-5-1401-1113 CELL PHONE SUPPLEMENT	0.00	0.00	0.00	0.00	0.00	0.00	0.00
100-5-1401-1116 FLOOD PLAIN SUPPLEMENT	0.00	0.00	0.00	0.00	0.00	0.00	0.00
100-5-1401-1122 COUNTY LONGEVITY	5,325.00	0.00	0.00	5,325.00	0.00	0.00	100.00
100-5-1401-1155 OVERTIME WAGES	5,000.00	0.00	0.00	33.24	0.00	4,966.76	0.66
<b>TOTAL SALARIES &amp; WAGES</b>	<b>222,272.00</b>	<b>25,539.95</b>	<b>0.00</b>	<b>210,109.08</b>	<b>0.00</b>	<b>12,162.92</b>	<b>94.53</b>

BENEFITS

100-5-1401-1201 SOCIAL SECURITY & MEDICARE	16,621.00	1,869.99	0.00	15,385.79	0.00	1,235.21	92.57
100-5-1401-1202 UNEMPLOYMENT TAX	391.00	86.43	0.00	3,965.57	0.00 (	3,574.57)	1,014.21
100-5-1401-1203 RETIREMENT	21,988.00	2,584.64	0.00	21,277.99	0.00	710.01	96.77
100-5-1401-1204 RETIREMENT LIFE INSURANCE	608.00	71.47	0.00	618.66	0.00 (	10.66)	101.75
100-5-1401-1205 WORKERS COMP	7,396.00	1,185.50	0.00	4,742.00	0.00	2,654.00	64.12
100-5-1401-1209 HEALTH INSURANCE	38,031.00	4,209.21	0.00	46,880.01	0.00 (	8,849.01)	123.27
<b>TOTAL OTHER TAXES</b>	<b>85,035.00</b>	<b>10,007.24</b>	<b>0.00</b>	<b>92,870.02</b>	<b>0.00 (</b>	<b>7,835.02)</b>	<b>109.21</b>

<b>TOTAL SALARIES &amp; BENEFITS</b>	<b>307,307.00</b>	<b>35,547.19</b>	<b>0.00</b>	<b>302,979.10</b>	<b>0.00</b>	<b>4,327.90</b>	<b>98.59</b>
--------------------------------------	-------------------	------------------	-------------	-------------------	-------------	-----------------	--------------

OPERATING EXPENSES

100-5-1401-2301 DUES & MEMBERSHIPS	0.00	0.00	0.00	0.00	0.00	0.00	0.00
100-5-1401-2302 TRAINING & MILEAGE REIMB	5,000.00	106.40	0.00	1,402.67	0.00	3,597.33	28.05
100-5-1401-2303 BONDS & INSURANCE	74,274.00	0.00	0.00	74,274.00	0.00	0.00	100.00
100-5-1401-2305 CONTRACT SERVICES	5,000.00	15,000.00	0.00	15,000.00	0.00 (	10,000.00)	300.00
<b>TOTAL OPERATING EXPENSES</b>	<b>84,274.00</b>	<b>15,106.40</b>	<b>0.00</b>	<b>90,676.67</b>	<b>0.00 (</b>	<b>6,402.67)</b>	<b>107.60</b>

SUPPLIES

100-5-1401-3101 SUPPLIES	1,500.00	0.00	0.00	539.81	0.00	960.19	35.99
100-5-1401-3103 MACHINE & EQUIP RENTAL	0.00	0.00	0.00	0.00	0.00	0.00	0.00
100-5-1401-3104 TELEPHONE	720.00 (	32.15)	0.00	645.92	0.00	74.08	89.71
100-5-1401-3105 OFFICE RENT	0.00	0.00	0.00	0.00	0.00	0.00	0.00
100-5-1401-3106 CH OTHER SUPPLIES	20,700.00	1,503.16	0.00	20,638.71	0.00	61.29	99.70
100-5-1401-3107 REPAIRS - VEHICLE ONLY-FY 2	40,050.00	16,806.83	0.00	40,041.14	0.00	8.86	99.98
100-5-1401-3109 MAINTENANCE CONTRACTS	13,960.00	1,080.10	0.00	12,961.46	0.00	998.54	92.85
100-5-1401-3110 MISCELLANEOUS	0.00	0.00	0.00	0.00	0.00	0.00	0.00
100-5-1401-3119 911 SIGN MAINTENANCE & SUPP	0.00	0.00	0.00	0.00	0.00	0.00	0.00
100-5-1401-3201 COURTHOUSE UTILITIES	70,950.00	15,557.16	0.00	70,322.45	0.00	627.55	99.12
100-5-1401-3202 FUEL	3,500.00	254.33	0.00	2,301.19	0.00	1,198.81	65.75
100-5-1401-3604 UNIFORMS	0.00	0.00	0.00	0.00	0.00	0.00	0.00
100-5-1401-3701 OTHER SUPPLIES	0.00	0.00	0.00	0.00	0.00	0.00	0.00
100-5-1401-3702 OSSF SUPPLIES	0.00	0.00	0.00	0.00	0.00	0.00	0.00
<b>TOTAL SUPPLIES</b>	<b>151,380.00</b>	<b>35,169.43</b>	<b>0.00</b>	<b>147,450.68</b>	<b>0.00</b>	<b>3,929.32</b>	<b>97.40</b>

HILL COUNTY, TEXAS  
 EXPENDITURES REPORT (UNAUDITED)  
 AS OF: SEPTEMBER 30TH, 2025

100-GENERAL FUND  
 GENERAL GOVERNMENT  
 COURTHOUSE

% OF YEAR COMPLETED: 100.00

DEPARTMENTAL EXPENDITURES	CURRENT BUDGET	CURRENT PERIOD	PRIOR YEAR PO ADJUST.	Y-T-D ACTUAL	Y-T-D ENCUMBRANCE	BUDGET BALANCE	% OF BUDGET
<u>CAPITAL OUTLAY</u>							
100-5-1401-4101 CAPITAL OUTLAY	17,650.00	0.00	0.00	17,650.00	0.00	0.00	100.00
TOTAL CAPITAL OUTLAY	17,650.00	0.00	0.00	17,650.00	0.00	0.00	100.00
<u>OTHER COSTS</u>							
100-5-1401-7401 COURTHOUSE	0.00	0.00	0.00	0.00	0.00	0.00	0.00
100-5-1401-7406 CELL BLOCK MUSEUM	38,203.00	31.34	0.00	8,565.34	0.00	29,637.66	22.42
100-5-1401-7408 HILL CO FAIR GROUNDS	39,000.00	3,857.48	0.00	39,035.79	0.00 (	35.79)	100.09
100-5-1401-7411 505 WACO	7,700.00	851.36	0.00	8,403.16	0.00 (	703.16)	109.13
100-5-1401-7413 AGRI LIFE UTILITIES & REPAI	12,500.00	1,748.88	0.00	19,350.56	0.00 (	6,850.56)	154.80
100-5-1401-7414 COVINGTON-UTILITIES & REPAI	84,130.00	8,345.25	0.00	84,162.40	0.00 (	32.40)	100.04
100-5-1401-7420 SUPPORT SERVICES -218 WACO	20,716.00	2,488.92	0.00	26,271.12	0.00 (	5,555.12)	126.82
100-5-1401-7430 HURON ANNEX	26,620.00	3,851.95	0.00	27,753.58	0.00 (	1,133.58)	104.26
TOTAL OTHER COSTS	228,869.00	21,175.18	0.00	213,541.95	0.00	15,327.05	93.30
<u>DEBT SERVICE</u>							
100-5-1401-8103 CAPITAL LEASE	123,901.00	0.00	0.00	123,900.95	0.00	0.05	100.00
TOTAL DEBT SERVICE	123,901.00	0.00	0.00	123,900.95	0.00	0.05	100.00
TOTAL COURTHOUSE	913,381.00	106,998.20	0.00	896,199.35	0.00	17,181.65	98.12

HILL COUNTY, TEXAS  
 EXPENDITURES REPORT (UNAUDITED)  
 AS OF: SEPTEMBER 30TH, 2025

100-GENERAL FUND

GENERAL GOVERNMENT

% OF YEAR COMPLETED: 100.00

ELECTIONS ADMINISTRATION

DEPARTMENTAL EXPENDITURES	CURRENT BUDGET	CURRENT PERIOD	PRIOR YEAR PO ADJUST.	Y-T-D ACTUAL	Y-T-D ENCUMBRANCE	BUDGET BALANCE	% OF BUDGET
---------------------------	----------------	----------------	-----------------------	--------------	-------------------	----------------	-------------

SALARIES & BENEFITS

SALARIES & WAGES

100-5-1501-1104 DEPARTMENT HEAD SALARY	73,910.00	9,062.40	0.00	73,915.20	0.00 (	5.20)	100.01
100-5-1501-1105 STAFF WAGES	95,286.00	11,633.86	0.00	94,600.75	0.00	685.25	99.28
100-5-1501-1106 PART TIME WAGES	0.00	0.00	0.00	0.00	0.00	0.00	0.00
100-5-1501-1109 ELECTION WORKERS	45,000.00	0.00	0.00	43,057.02	0.00	1,942.98	95.68
100-5-1501-1122 COUNTY LONGEVITY	2,475.00	0.00	0.00	2,475.00	0.00	0.00	100.00
100-5-1501-1155 OVERTIME WAGES	<u>7,500.00</u>	<u>34.23</u>	<u>0.00</u>	<u>5,261.25</u>	<u>0.00</u>	<u>2,238.75</u>	<u>70.15</u>
TOTAL SALARIES & WAGES	224,171.00	20,730.49	0.00	219,309.22	0.00	4,861.78	97.83

BENEFITS

100-5-1501-1201 SOCIAL SECURITY & MEDICARE	13,133.00	1,570.90	0.00	15,056.91	0.00 (	1,923.91)	114.65
100-5-1501-1202 UNEMPLOYMENT TAX	309.00	69.56	0.00	267.20	0.00	41.80	86.47
100-5-1501-1203 RETIREMENT	17,373.00	2,097.93	0.00	17,839.37	0.00 (	466.37)	102.68
100-5-1501-1204 RETIREMENT LIFE INSURANCE	481.00	58.04	0.00	520.83	0.00 (	39.83)	108.28
100-5-1501-1205 WORKERS COMP	515.00	102.67	0.00	410.68	0.00	104.32	79.74
100-5-1501-1209 HEALTH INSURANCE	<u>24,475.00</u>	<u>2,045.58</u>	<u>0.00</u>	<u>24,480.16</u>	<u>0.00 (</u>	<u>5.16)</u>	<u>100.02</u>
TOTAL OTHER TAXES	56,286.00	5,944.68	0.00	58,575.15	0.00 (	2,289.15)	104.07

TOTAL SALARIES & BENEFITS	280,457.00	26,675.17	0.00	277,884.37	0.00	2,572.63	99.08
---------------------------	------------	-----------	------	------------	------	----------	-------

OPERATING EXPENSES

100-5-1501-2301 DUES & MEMBERSHIPS	1,000.00	0.00	0.00	0.00	0.00	1,000.00	0.00
100-5-1501-2302 TRAINING & MILEAGE REIMB	5,000.00	591.05	0.00	2,413.95	0.00	2,586.05	48.28
100-5-1501-2303 BONDS & INSURANCE	206.00	0.00	0.00	120.00	0.00	86.00	58.25
100-5-1501-2305 CONTRACT SERVICES	29,000.00	5,000.00	0.00	40,417.00	0.00 (	11,417.00)	139.37
100-5-1501-2307 LEGAL NOTICES	<u>500.00</u>	<u>0.00</u>	<u>0.00</u>	<u>136.35</u>	<u>0.00</u>	<u>363.65</u>	<u>27.27</u>
TOTAL OPERATING EXPENSES	35,706.00	5,591.05	0.00	43,087.30	0.00 (	7,381.30)	120.67

SUPPLIES

100-5-1501-3101 SUPPLIES	25,000.00	0.00	0.00	12,951.44	0.00	12,048.56	51.81
100-5-1501-3102 POSTAGE	15,000.00	2,093.67	0.00	2,199.67	0.00	12,800.33	14.66
100-5-1501-3103 MACHINE & EQUIP RENTAL	2,500.00	318.28	0.00	5,782.26	0.00 (	3,282.26)	231.29
100-5-1501-3104 TELEPHONE	2,000.00	118.50	0.00	1,429.62	0.00	570.38	71.48
100-5-1501-3105 OFFICE RENT	1,000.00	0.00	0.00	0.00	0.00	1,000.00	0.00
100-5-1501-3110 MISCELLANEOUS	<u>250.00</u>	<u>0.00</u>	<u>0.00</u>	<u>0.00</u>	<u>0.00</u>	<u>250.00</u>	<u>0.00</u>
TOTAL SUPPLIES	45,750.00	2,530.45	0.00	22,362.99	0.00	23,387.01	48.88

CAPITAL OUTLAY

100-5-1501-4101 CAPITAL OUTLAY	<u>0.00</u>	<u>0.00</u>	<u>0.00</u>	<u>0.00</u>	<u>0.00</u>	<u>0.00</u>	<u>0.00</u>
TOTAL CAPITAL OUTLAY	0.00	0.00	0.00	0.00	0.00	0.00	0.00

HILL COUNTY, TEXAS  
 EXPENDITURES REPORT (UNAUDITED)  
 AS OF: SEPTEMBER 30TH, 2025

100-GENERAL FUND

GENERAL GOVERNMENT

% OF YEAR COMPLETED: 100.00

ELECTIONS ADMINISTRATION

DEPARTMENTAL EXPENDITURES	CURRENT BUDGET	CURRENT PERIOD	PRIOR YEAR PO ADJUST.	Y-T-D ACTUAL	Y-T-D ENCUMBRANCE	BUDGET BALANCE	% OF BUDGET
---------------------------	----------------	----------------	-----------------------	--------------	-------------------	----------------	-------------

DEBT SERVICE

100-5-1501-8103 CAPITAL LEASE PAYMENTS	60,862.00	0.00	0.00	60,862.21	0.00	( 0.21)	100.00
TOTAL DEBT SERVICE	60,862.00	0.00	0.00	60,862.21	0.00	( 0.21)	100.00

TOTAL ELECTIONS ADMINISTRATION	422,775.00	34,796.67	0.00	404,196.87	0.00	18,578.13	95.61
--------------------------------	------------	-----------	------	------------	------	-----------	-------

TOTAL GENERAL GOVERNMENT	7,101,788.00	731,346.75	0.00	6,626,059.50	0.	0.00	93.30
--------------------------	--------------	------------	------	--------------	----	------	-------

HILL COUNTY, TEXAS  
 EXPENDITURES REPORT (UNAUDITED)  
 AS OF: SEPTEMBER 30TH, 2025

100-GENERAL FUND

JUSTICE SYSTEM

% OF YEAR COMPLETED: 100.00

DISTRICT JUDGE

DEPARTMENTAL EXPENDITURES	CURRENT BUDGET	CURRENT PERIOD	PRIOR YEAR PO ADJUST.	Y-T-D ACTUAL	Y-T-D ENCUMBRANCE	BUDGET BALANCE	% OF BUDGET
---------------------------	----------------	----------------	-----------------------	--------------	-------------------	----------------	-------------

SALARIES & BENEFITS

SALARIES & WAGES

100-5-2101-1103 JUVENILE BOARD SUPPLEMENT	6,050.00	775.26	0.00	4,795.41	0.00	1,254.59	79.26
100-5-2101-1105 STAFF WAGES	45,207.00	0.00	0.00	11,994.96	0.00	33,212.04	26.53
100-5-2101-1107 COURT COORDINATOR	52,534.00	12,881.92	0.00	78,440.07	0.00	( 25,906.07)	149.31
100-5-2101-1108 COURT REPORTER	99,000.00	12,138.38	0.00	97,414.41	0.00	1,585.59	98.40
100-5-2101-1112 COUNTY SUPPLEMENT	11,950.00	1,442.20	0.00	8,984.39	0.00	2,965.61	75.18
100-5-2101-1122 COUNTY LONGEVITY	4,750.00	0.00	0.00	4,750.00	0.00	0.00	100.00
100-5-2101-1155 OVERTIME WAGES	550.00	0.00	0.00	542.36	0.00	7.64	98.61
<b>TOTAL SALARIES &amp; WAGES</b>	<b>220,041.00</b>	<b>27,237.76</b>	<b>0.00</b>	<b>206,921.60</b>	<b>0.00</b>	<b>13,119.40</b>	<b>94.04</b>

BENEFITS

100-5-2101-1201 SOCIAL SECURITY & MEDICARE	16,791.00	2,030.95	0.00	15,455.48	0.00	1,335.52	92.05
100-5-2101-1202 UNEMPLOYMENT TAX	363.00	84.44	0.00	294.91	0.00	68.09	81.24
100-5-2101-1203 RETIREMENT	22,212.00	2,749.70	0.00	20,942.18	0.00	1,269.82	94.28
100-5-2101-1204 RETIREMENT LIFE INSURANCE	615.00	76.09	0.00	610.57	0.00	4.43	99.28
100-5-2101-1205 WORKERS COMP	657.00	92.28	0.00	369.12	0.00	287.88	56.18
100-5-2101-1209 HEALTH INSURANCE	24,596.00	2,477.56	0.00	25,288.29	0.00	( 692.29)	102.81
<b>TOTAL OTHER TAXES</b>	<b>65,234.00</b>	<b>7,511.02</b>	<b>0.00</b>	<b>62,960.55</b>	<b>0.00</b>	<b>2,273.45</b>	<b>96.51</b>

<b>TOTAL SALARIES &amp; BENEFITS</b>	<b>285,275.00</b>	<b>34,748.78</b>	<b>0.00</b>	<b>269,882.15</b>	<b>0.00</b>	<b>15,392.85</b>	<b>94.60</b>
--------------------------------------	-------------------	------------------	-------------	-------------------	-------------	------------------	--------------

OPERATING EXPENSES

100-5-2101-2301 DUES & MEMBERSHIPS	1,000.00	0.00	0.00	35.00	0.00	965.00	3.50
100-5-2101-2302 TRAINING & MILEAGE REIMB	5,000.00	2,589.03	0.00	5,759.30	0.00	( 759.30)	115.19
100-5-2101-2303 BONDS & INSURANCE	2,690.00	0.00	0.00	1,531.57	0.00	1,158.43	56.94
100-5-2101-2305 CONTRACT SERVICES	100.00	0.00	0.00	0.00	0.00	100.00	0.00
<b>TOTAL OPERATING EXPENSES</b>	<b>8,790.00</b>	<b>2,589.03</b>	<b>0.00</b>	<b>7,325.87</b>	<b>0.00</b>	<b>1,464.13</b>	<b>83.34</b>

SUPPLIES

100-5-2101-3101 SUPPLIES	2,750.00	230.74	0.00	1,425.93	0.00	1,324.07	51.85
100-5-2101-3102 POSTAGE	1,000.00	0.00	0.00	100.00	0.00	900.00	10.00
100-5-2101-3103 MACHINE & EQUIP RENTAL	2,500.00	182.26	0.00	2,264.39	0.00	235.61	90.58
100-5-2101-3104 TELEPHONE	1,200.00	110.04	0.00	1,149.11	0.00	50.89	95.76
100-5-2101-3110 MISCELLANEOUS	500.00	0.00	0.00	471.24	0.00	28.76	94.25
<b>TOTAL SUPPLIES</b>	<b>7,950.00</b>	<b>523.04</b>	<b>0.00</b>	<b>5,410.67</b>	<b>0.00</b>	<b>2,539.33</b>	<b>68.06</b>

CAPITAL OUTLAY

100-5-2101-4101 CAPITAL OUTLAY	0.00	0.00	0.00	0.00	0.00	0.00	0.00
<b>TOTAL CAPITAL OUTLAY</b>	<b>0.00</b>	<b>0.00</b>	<b>0.00</b>	<b>0.00</b>	<b>0.00</b>	<b>0.00</b>	<b>0.00</b>

<b>TOTAL DISTRICT JUDGE</b>	<b>302,015.00</b>	<b>37,860.85</b>	<b>0.00</b>	<b>282,618.69</b>	<b>0.00</b>	<b>19,396.31</b>	<b>93.58</b>
-----------------------------	-------------------	------------------	-------------	-------------------	-------------	------------------	--------------

HILL COUNTY, TEXAS  
 EXPENDITURES REPORT (UNAUDITED)  
 AS OF: SEPTEMBER 30TH, 2025

100-GENERAL FUND  
 JUSTICE SYSTEM  
 COUNTY COURT AT LAW

% OF YEAR COMPLETED: 100.00

DEPARTMENTAL EXPENDITURES	CURRENT BUDGET	CURRENT PERIOD	PRIOR YEAR PO ADJUST.	Y-T-D ACTUAL	Y-T-D ENCUMBRANCE	BUDGET BALANCE	% OF BUDGET
<b>SALARIES &amp; BENEFITS</b>							
<b>SALARIES &amp; WAGES</b>							
100-5-2102-1101 SALARY	97,251.00	13,636.56	0.00	97,251.37	0.00 (	0.37)	100.00
100-5-2102-1102 STATE SALARY SUPPLEMENT	85,726.00	11,824.41	0.00	85,726.03	0.00 (	0.03)	100.00
100-5-2102-1103 JUVENILE BOARD SUPPLEMENT	6,050.00	727.24	0.00	6,050.00	0.00	0.00	100.00
100-5-2102-1107 COURT COORDINATOR	52,534.00	6,440.96	0.00	52,534.08	0.00 (	0.08)	100.00
100-5-2102-1108 COURT REPORTER	89,100.00	10,924.48	0.00	89,100.10	0.00 (	0.10)	100.00
100-5-2102-1122 COUNTY LONGEVITY	2,900.00	0.00	0.00	2,900.00	0.00	0.00	100.00
100-5-2102-1155 OVERTIME WAGES	0.00	0.00	0.00	0.00	0.00	0.00	0.00
TOTAL SALARIES & WAGES	333,561.00	43,553.65	0.00	333,561.58	0.00 (	0.58)	100.00
<b>BENEFITS</b>							
100-5-2102-1201 SOCIAL SECURITY & MEDICARE	24,268.00	3,247.52	0.00	24,202.04	0.00	65.96	99.73
100-5-2102-1202 UNEMPLOYMENT TAX	272.00	62.70	0.00	236.65	0.00	35.35	87.00
100-5-2102-1203 RETIREMENT	33,774.00	4,435.36	0.00	33,833.93	0.00 (	59.93)	100.18
100-5-2102-1204 RETIREMENT LIFE INSURANCE	937.00	119.73	0.00	980.17	0.00 (	43.17)	104.61
100-5-2102-1205 WORKERS COMP	989.00	0.00	0.00	452.76	0.00	536.24	45.78
100-5-2102-1209 HEALTH INSURANCE	38,416.00	3,099.14	0.00	36,902.11	0.00	1,513.89	96.06
TOTAL OTHER TAXES	98,656.00	10,964.45	0.00	96,607.66	0.00	2,048.34	97.92
TOTAL SALARIES & BENEFITS	432,217.00	54,518.10	0.00	430,169.24	0.00	2,047.76	99.53
<b>OPERATING EXPENSES</b>							
100-5-2102-2301 DUES & MEMBERSHIPS	750.00	0.00	0.00	503.00	0.00	247.00	67.07
100-5-2102-2302 TRAINING & MILEAGE REIMB	2,800.00	1,314.84	0.00	2,373.42	0.00	426.58	84.77
100-5-2102-2303 BONDS & INSURANCE	2,000.00	0.00	0.00	350.00	0.00	1,650.00	17.50
TOTAL OPERATING EXPENSES	5,550.00	1,314.84	0.00	3,226.42	0.00	2,323.58	58.13
<b>SUPPLIES</b>							
100-5-2102-3101 SUPPLIES	800.00	0.00	0.00	668.70	0.00	131.30	83.59
100-5-2102-3102 POSTAGE	830.00	0.00	0.00	919.00	0.00 (	89.00)	110.72
100-5-2102-3103 MACHINE & EQUIP RENTAL	3,000.00	353.00	0.00	3,014.94	0.00 (	14.94)	100.50
100-5-2102-3104 TELEPHONE	500.00	28.85	0.00	343.33	0.00	156.67	68.67
100-5-2102-3110 MISCELLANEOUS	200.00	0.00	0.00	75.00	0.00	125.00	37.50
TOTAL SUPPLIES	5,330.00	381.85	0.00	5,020.97	0.00	309.03	94.20
<b>CAPITAL OUTLAY</b>							
100-5-2102-4101 CAPITAL OUTLAY	0.00	0.00	0.00	0.00	0.00	0.00	0.00
TOTAL CAPITAL OUTLAY	0.00	0.00	0.00	0.00	0.00	0.00	0.00
TOTAL COUNTY COURT AT LAW	443,097.00	56,214.79	0.00	438,416.63	0.00	4,680.37	98.94

HILL COUNTY, TEXAS  
 EXPENDITURES REPORT (UNAUDITED)  
 AS OF: SEPTEMBER 30TH, 2025

100-GENERAL FUND  
 JUSTICE SYSTEM  
 DISTRICT CLERK

% OF YEAR COMPLETED: 100.00

DEPARTMENTAL EXPENDITURES	CURRENT BUDGET	CURRENT PERIOD	PRIOR YEAR PO ADJUST.	Y-T-D ACTUAL	Y-T-D ENCUMBRANCE	BUDGET BALANCE	% OF BUDGET
---------------------------	----------------	----------------	-----------------------	--------------	-------------------	----------------	-------------

SALARIES & BENEFITS

SALARIES & WAGES

100-5-2105-1101 SALARY	81,179.00	9,786.04	0.00	81,179.00	0.00	0.00	100.00
100-5-2105-1105 STAFF WAGES	299,088.00	37,401.60	0.00	288,384.30	0.00	10,703.70	96.42
100-5-2105-1106 PART TIME WAGES	26,996.00	0.00	0.00	6,589.61	0.00	20,406.39	24.41
100-5-2105-1122 COUNTY LONGEVITY	4,800.00	0.00	0.00	4,800.00	0.00	0.00	100.00
100-5-2105-1155 OVERTIME WAGES	200.00	0.00	0.00	155.25	0.00	44.75	77.63
<b>TOTAL SALARIES &amp; WAGES</b>	<b>412,263.00</b>	<b>47,187.64</b>	<b>0.00</b>	<b>381,108.16</b>	<b>0.00</b>	<b>31,154.84</b>	<b>92.44</b>

BENEFITS

100-5-2105-1201 SOCIAL SECURITY & MEDICARE	31,523.00	3,544.94	0.00	28,700.67	0.00	2,822.33	91.05
100-5-2105-1202 UNEMPLOYMENT TAX	596.00	133.02	0.00	460.48	0.00	135.52	77.26
100-5-2105-1203 RETIREMENT	41,701.00	4,775.41	0.00	37,916.62	0.00	3,784.38	90.92
100-5-2105-1204 RETIREMENT LIFE INSURANCE	1,154.00	132.18	0.00	1,102.86	0.00	51.14	95.57
100-5-2105-1205 WORKERS COMP	1,236.00	188.72	0.00	754.88	0.00	481.12	61.07
100-5-2105-1209 HEALTH INSURANCE	74,865.00	5,200.49	0.00	58,327.20	0.00	16,537.80	77.91
<b>TOTAL OTHER TAXES</b>	<b>151,075.00</b>	<b>13,974.76</b>	<b>0.00</b>	<b>127,262.71</b>	<b>0.00</b>	<b>23,812.29</b>	<b>84.24</b>

<b>TOTAL SALARIES &amp; BENEFITS</b>	<b>563,338.00</b>	<b>61,162.40</b>	<b>0.00</b>	<b>508,370.87</b>	<b>0.00</b>	<b>54,967.13</b>	<b>90.24</b>
--------------------------------------	-------------------	------------------	-------------	-------------------	-------------	------------------	--------------

OPERATING EXPENSES

100-5-2105-2301 DUES & MEMBERSHIPS	500.00	0.00	0.00	200.00	0.00	300.00	40.00
100-5-2105-2302 TRAINING & MILEAGE REIMB	5,000.00	850.51	0.00	5,699.74	0.00	(699.74)	113.99
100-5-2105-2303 BONDS & INSURANCE	4,300.00	0.00	0.00	4,593.00	0.00	(293.00)	106.81
100-5-2105-2305 CONTRACT SERVICES	0.00	0.00	0.00	0.00	0.00	0.00	0.00
100-5-2105-2307 LEGAL NOTICES	2,000.00	0.00	0.00	2,313.25	0.00	(313.25)	115.66
<b>TOTAL OPERATING EXPENSES</b>	<b>11,800.00</b>	<b>850.51</b>	<b>0.00</b>	<b>12,805.99</b>	<b>0.00</b>	<b>(1,005.99)</b>	<b>108.53</b>

SUPPLIES

100-5-2105-3101 SUPPLIES	12,928.00	2,565.44	0.00	12,011.87	0.00	916.13	92.91
100-5-2105-3102 POSTAGE	9,000.00	270.06	0.00	6,034.77	0.00	2,965.23	67.05
100-5-2105-3103 MACHINE & EQUIP RENTAL	6,980.00	1,302.78	0.00	8,093.25	0.00	(1,113.25)	115.95
100-5-2105-3104 TELEPHONE	1,460.00	96.30	0.00	1,167.19	0.00	292.81	79.94
<b>TOTAL SUPPLIES</b>	<b>30,368.00</b>	<b>4,234.58</b>	<b>0.00</b>	<b>27,307.08</b>	<b>0.00</b>	<b>3,060.92</b>	<b>89.92</b>

CAPITAL OUTLAY

100-5-2105-4101 CAPITAL OUTLAY	4,072.00	0.00	0.00	4,071.72	0.00	0.28	99.99
<b>TOTAL CAPITAL OUTLAY</b>	<b>4,072.00</b>	<b>0.00</b>	<b>0.00</b>	<b>4,071.72</b>	<b>0.00</b>	<b>0.28</b>	<b>99.99</b>

<b>TOTAL DISTRICT CLERK</b>	<b>609,578.00</b>	<b>66,247.49</b>	<b>0.00</b>	<b>552,555.66</b>	<b>0.00</b>	<b>57,022.34</b>	<b>90.65</b>
-----------------------------	-------------------	------------------	-------------	-------------------	-------------	------------------	--------------

HILL COUNTY, TEXAS  
 EXPENDITURES REPORT (UNAUDITED)  
 AS OF: SEPTEMBER 30TH, 2025

100-GENERAL FUND  
 JUSTICE SYSTEM  
 DISTRICT ATTORNEY

% OF YEAR COMPLETED: 100.00

DEPARTMENTAL EXPENDITURES	CURRENT BUDGET	CURRENT PERIOD	PRIOR YEAR PO ADJUST.	Y-T-D ACTUAL	Y-T-D ENCUMBRANCE	BUDGET BALANCE	% OF BUDGET
<b>SALARIES &amp; BENEFITS</b>							
<b>SALARIES &amp; WAGES</b>							
100-5-2107-1102 STATE SALARY SUPPLEMENT	0.00	0.00	0.00	0.00	0.00	0.00	0.00
100-5-2107-1103 ASST DA STATE LONGEVITY	11,035.00	2,841.31	0.00	10,064.52	0.00	970.48	91.21
100-5-2107-1104 DA -STATE APPORTIONMENT FU	0.00	0.00	0.00	0.00	0.00	0.00	0.00
100-5-2107-1105 STAFF WAGES	419,625.00	37,862.37	0.00	368,245.17	0.00	51,379.83	87.76
100-5-2107-1106 DA STATE SALARY SUPP	0.00	0.00	0.00	0.00	0.00	0.00	0.00
100-5-2107-1112 COUNTY SUPPLEMENT	18,576.00	2,735.65	0.00	18,576.00	0.00	0.00	100.00
100-5-2107-1116 DA SB 22 Salary	0.00	0.00	0.00	0.00	0.00	0.00	0.00
100-5-2107-1122 COUNTY LONGEVITY	6,425.00	0.00	0.00	6,650.00	0.00	( 225.00)	103.50
100-5-2107-1155 OVERTIME WAGES	0.00	0.00	0.00	0.00	0.00	0.00	0.00
TOTAL SALARIES & WAGES	455,661.00	43,439.33	0.00	403,535.69	0.00	52,125.31	88.56
<b>BENEFITS</b>							
100-5-2107-1201 SOCIAL SECURITY & MEDICARE	34,858.00	3,370.58	0.00	30,380.59	0.00	4,477.41	87.16
100-5-2107-1202 UNEMPLOYMENT TAX	820.00	150.32	0.00	648.73	0.00	171.27	79.11
100-5-2107-1203 RETIREMENT	46,113.00	4,585.87	0.00	40,999.98	0.00	5,113.02	88.91
100-5-2107-1204 RETIREMENT LIFE INSURANCE	1,276.00	126.88	0.00	1,198.85	0.00	77.15	93.95
100-5-2107-1205 WORKERS COMP	1,580.00	85.98	0.00	343.92	0.00	1,236.08	21.77
100-5-2107-1209 HEALTH INSURANCE	70,828.00	7,182.14	0.00	49,446.77	0.00	21,381.23	69.81
TOTAL OTHER TAXES	155,475.00	15,501.77	0.00	123,018.84	0.00	32,456.16	79.12
TOTAL SALARIES & BENEFITS	611,136.00	58,941.10	0.00	526,554.53	0.00	84,581.47	86.16
<b>OPERATING EXPENSES</b>							
100-5-2107-2301 DUES & MEMBERSHIPS	2,500.00	0.00	0.00	341.33	0.00	2,158.67	13.65
100-5-2107-2302 TRAINING & MILEAGE REIMB	7,900.00	4,943.30	0.00	9,080.33	0.00	( 1,180.33)	114.94
100-5-2107-2303 BONDS & INSURANCE	1,342.00	0.00	0.00	3,037.68	0.00	( 1,695.68)	226.35
100-5-2107-2408 WITNESS & EVIDENCE	7,000.00	0.00	0.00	0.00	0.00	7,000.00	0.00
TOTAL OPERATING EXPENSES	18,742.00	4,943.30	0.00	12,459.34	0.00	6,282.66	66.48
<b>SUPPLIES</b>							
100-5-2107-3101 SUPPLIES	15,800.00	1,035.84	0.00	6,780.78	0.00	9,019.22	42.92
100-5-2107-3102 POSTAGE	1,500.00	0.74	0.00	321.13	0.00	1,178.87	21.41
100-5-2107-3103 MACHINE & EQUIP RENTAL	2,653.00	226.64	0.00	226.64	0.00	2,426.36	8.54
100-5-2107-3104 TELEPHONE	1,212.00	95.89	0.00	1,158.36	0.00	53.64	95.57
100-5-2107-3107 VEHICLE REPAIRS	1,500.00	59.94	0.00	1,413.85	0.00	86.15	94.26
100-5-2107-3110 MISCELLANEOUS	250.00	0.00	0.00	0.00	0.00	250.00	0.00
100-5-2107-3202 FUEL	6,500.00	71.94	0.00	2,784.04	0.00	3,715.96	42.83
TOTAL SUPPLIES	29,415.00	1,490.99	0.00	12,684.80	0.00	16,730.20	43.12
<b>CAPITAL OUTLAY</b>							
100-5-2107-4101 CAPITAL OUTLAY	0.00	0.00	0.00	0.00	0.00	0.00	0.00
TOTAL CAPITAL OUTLAY	0.00	0.00	0.00	0.00	0.00	0.00	0.00
TOTAL DISTRICT ATTORNEY	659,293.00	65,375.39	0.00	551,698.67	0.00	107,594.33	83.68

HILL COUNTY, TEXAS  
 EXPENDITURES REPORT (UNAUDITED)  
 AS OF: SEPTEMBER 30TH, 2025

100-GENERAL FUND  
 JUSTICE SYSTEM  
 COUNTY ATTORNEY

% OF YEAR COMPLETED: 100.00

DEPARTMENTAL EXPENDITURES	CURRENT BUDGET	CURRENT PERIOD	PRIOR YEAR PO ADJUST.	Y-T-D ACTUAL	Y-T-D ENCUMBRANCE	BUDGET BALANCE	% OF BUDGET
<b>SALARIES &amp; BENEFITS</b>							
<b>SALARIES &amp; WAGES</b>							
100-5-2108-1101 SALARY	98,674.00	11,851.62	0.00	98,674.00	0.00	0.00	100.00
100-5-2108-1102 STATE SALARY SUPPLEMENT	75,326.00	9,042.53	0.00	75,326.00	0.00	0.00	100.00
100-5-2108-1103 ASST CA LONGEVITY	2,100.00	274.56	0.00	2,214.89	0.00 (	114.89)	105.47
100-5-2108-1105 STAFF WAGES	194,515.00	23,879.81	0.00	194,730.70	0.00 (	215.70)	100.11
100-5-2108-1106 PART TIME WAGES	0.00	0.00	0.00	0.00	0.00	0.00	0.00
100-5-2108-1113 CELL PHONE ALLOWANCE	0.00	60.00	0.00	780.00	0.00 (	780.00)	0.00
100-5-2108-1116 CA SB 22 Salary	0.00	0.00	0.00	0.00	0.00	0.00	0.00
100-5-2108-1122 COUNTY LONGEVITY	3,850.00	0.00	0.00	3,850.00	0.00	0.00	100.00
100-5-2108-1155 OVERTIME WAGES	0.00	0.00	0.00	0.00	0.00	0.00	0.00
TOTAL SALARIES & WAGES	374,465.00	45,108.52	0.00	375,575.59	0.00 (	1,110.59)	100.30
<b>BENEFITS</b>							
100-5-2108-1201 SOCIAL SECURITY & MEDICARE	27,591.00	3,384.15	0.00	27,959.21	0.00 (	368.21)	101.33
100-5-2108-1202 UNEMPLOYMENT TAX	361.00	90.88	0.00	342.10	0.00	18.90	94.76
100-5-2108-1203 RETIREMENT	37,896.00	4,568.03	0.00	38,049.39	0.00 (	153.39)	100.40
100-5-2108-1204 RETIREMENT LIFE INSURANCE	1,049.00	126.37	0.00	1,106.09	0.00 (	57.09)	105.44
100-5-2108-1205 WORKERS COMP	1,123.00	73.66	0.00	294.64	0.00	828.36	26.24
100-5-2108-1209 HEALTH INSURANCE	42,232.00	3,756.58	0.00	44,672.91	0.00 (	2,440.91)	105.78
TOTAL OTHER TAXES	110,252.00	11,999.67	0.00	112,424.34	0.00 (	2,172.34)	101.97
TOTAL SALARIES & BENEFITS	484,717.00	57,108.19	0.00	487,999.93	0.00 (	3,282.93)	100.68
<b>OPERATING EXPENSES</b>							
100-5-2108-2301 DUES & MEMBERSHIPS	1,500.00	150.00	0.00	1,126.00	0.00	374.00	75.07
100-5-2108-2302 TRAINING & MILEAGE REIMB	5,000.00	1,129.75	0.00	6,713.84	0.00 (	1,713.84)	134.28
100-5-2108-2303 BONDS & INSURANCE	300.00	0.00	0.00	83.00	0.00	217.00	27.67
TOTAL OPERATING EXPENSES	6,800.00	1,279.75	0.00	7,922.84	0.00 (	1,122.84)	116.51
<b>SUPPLIES</b>							
100-5-2108-3101 SUPPLIES	3,500.00	0.00	0.00	1,642.23	0.00	1,857.77	46.92
100-5-2108-3102 POSTAGE	400.00	46.76	0.00	164.41	0.00	235.59	41.10
100-5-2108-3103 MACHINE & EQUIP RENTAL	3,000.00	226.69	0.00	2,730.41	0.00	269.59	91.01
100-5-2108-3104 TELEPHONE	3,273.00	73.56	0.00	890.14	0.00	2,382.86	27.20
100-5-2108-3110 MISCELLANEOUS	0.00	0.00	0.00	0.00	0.00	0.00	0.00
100-5-2108-3117 CO ATTY EXCESS SALARY	0.00	0.00	0.00	0.00	0.00	0.00	0.00
TOTAL SUPPLIES	10,173.00	347.01	0.00	5,427.19	0.00	4,745.81	53.35
TOTAL COUNTY ATTORNEY	501,690.00	58,734.95	0.00	501,349.96	0.00	340.04	99.93

HILL COUNTY, TEXAS  
 EXPENDITURES REPORT (UNAUDITED)  
 AS OF: SEPTEMBER 30TH, 2025

100-GENERAL FUND  
 JUSTICE SYSTEM  
 CO ATTY EXCESS SALARY

% OF YEAR COMPLETED: 100.00

DEPARTMENTAL EXPENDITURES	CURRENT BUDGET	CURRENT PERIOD	PRIOR YEAR PO ADJUST.	Y-T-D ACTUAL	Y-T-D ENCUMBRANCE	BUDGET BALANCE	% OF BUDGET
<u>SALARIES &amp; BENEFITS</u>							
<u>SALARIES &amp; WAGES</u>							
100-5-2109-1105 STAFF WAGES	0.00	0.00	0.00	0.00	0.00	0.00	0.00
100-5-2109-1155 OVERTIME WAGES	0.00	0.00	0.00	0.00	0.00	0.00	0.00
TOTAL SALARIES & WAGES	0.00	0.00	0.00	0.00	0.00	0.00	0.00
<u>BENEFITS</u>							
100-5-2109-1201 SOCIAL SECURITY & MEDICARE	0.00	0.00	0.00	0.00	0.00	0.00	0.00
100-5-2109-1202 UNEMPLOYMENT TAX	0.00	0.00	0.00	0.00	0.00	0.00	0.00
100-5-2109-1203 RETIREMENT	0.00	0.00	0.00	0.00	0.00	0.00	0.00
100-5-2109-1204 RETIREMENT LIFE INSURANCE	0.00	0.00	0.00	0.00	0.00	0.00	0.00
100-5-2109-1205 WORKERS COMP	0.00	0.00	0.00	0.00	0.00	0.00	0.00
100-5-2109-1209 HEALTH INSURANCE	435.00	0.00	0.00	0.00	0.00	435.00	0.00
TOTAL OTHER TAXES	435.00	0.00	0.00	0.00	0.00	435.00	0.00
TOTAL SALARIES & BENEFITS	435.00	0.00	0.00	0.00	0.00	435.00	0.00
<u>OPERATING EXPENSES</u>							
100-5-2109-2302 TRAINING & MILEAGE REIMB	0.00	1,167.00	0.00	1,167.00	0.00	( 1,167.00)	0.00
100-5-2109-2305 CONTRACT SERVICES	0.00	0.00	0.00	0.00	0.00	0.00	0.00
TOTAL OPERATING EXPENSES	0.00	1,167.00	0.00	1,167.00	0.00	( 1,167.00)	0.00
<u>SUPPLIES</u>							
100-5-2109-3101 SUPPLIES	0.00	0.00	0.00	0.00	0.00	0.00	0.00
100-5-2109-3102 POSTAGE	0.00	0.00	0.00	0.00	0.00	0.00	0.00
100-5-2109-3110 MISCELLANEOUS	0.00	0.00	0.00	0.00	0.00	0.00	0.00
100-5-2109-3117 CO ATTY EXCESS SALARY	23,770.00	0.00	0.00	0.00	0.00	23,770.00	0.00
TOTAL SUPPLIES	23,770.00	0.00	0.00	0.00	0.00	23,770.00	0.00
TOTAL CO ATTY EXCESS SALARY	24,205.00	1,167.00	0.00	1,167.00	0.00	23,038.00	4.82

HILL COUNTY, TEXAS  
 EXPENDITURES REPORT (UNAUDITED)  
 AS OF: SEPTEMBER 30TH, 2025

100-GENERAL FUND  
 JUSTICE SYSTEM  
 JP - HILLSBORO

% OF YEAR COMPLETED: 100.00

DEPARTMENTAL EXPENDITURES	CURRENT BUDGET	CURRENT PERIOD	PRIOR YEAR PO ADJUST.	Y-T-D ACTUAL	Y-T-D ENCUMBRANCE	BUDGET BALANCE	% OF BUDGET
<b>SALARIES &amp; BENEFITS</b>							
<b>SALARIES &amp; WAGES</b>							
100-5-2111-1101 SALARY	66,786.00	8,050.39	0.00	66,786.00	0.00	0.00	100.00
100-5-2111-1105 STAFF WAGES	102,569.00	12,574.72	0.00	97,848.43	0.00	4,720.57	95.40
100-5-2111-1106 PART TIME WAGES	0.00	0.00	0.00	0.00	0.00	0.00	0.00
100-5-2111-1112 JAIL MAGISTRATE SUPPLEMENT	2,125.00	0.00	0.00	2,142.49	0.00	( 17.49)	100.82
100-5-2111-1122 COUNTY LONGEVITY	2,500.00	0.00	0.00	2,500.00	0.00	0.00	100.00
100-5-2111-1155 OVERTIME WAGES	0.00	6.11	0.00	17.98	0.00	( 17.98)	0.00
TOTAL SALARIES & WAGES	173,980.00	20,631.22	0.00	169,294.90	0.00	4,685.10	97.31
<b>BENEFITS</b>							
100-5-2111-1201 SOCIAL SECURITY & MEDICARE	13,310.00	1,570.86	0.00	12,401.61	0.00	908.39	93.18
100-5-2111-1202 UNEMPLOYMENT TAX	189.00	42.45	0.00	146.49	0.00	42.51	77.51
100-5-2111-1203 RETIREMENT	17,607.00	2,094.00	0.00	17,142.05	0.00	464.95	97.36
100-5-2111-1204 RETIREMENT LIFE INSURANCE	487.00	58.00	0.00	500.09	0.00	( 13.09)	102.69
100-5-2111-1205 WORKERS COMP	522.00	79.68	0.00	318.72	0.00	203.28	61.06
100-5-2111-1209 HEALTH INSURANCE	48,015.00	1,374.02	0.00	29,456.24	0.00	18,558.76	61.35
TOTAL OTHER TAXES	80,130.00	5,219.01	0.00	59,965.20	0.00	20,164.80	74.83
TOTAL SALARIES & BENEFITS	254,110.00	25,850.23	0.00	229,260.10	0.00	24,849.90	90.22
<b>OPERATING EXPENSES</b>							
100-5-2111-2301 DUES & MEMBERSHIPS	160.00	0.00	0.00	160.00	0.00	0.00	100.00
100-5-2111-2302 TRAINING & MILEAGE REIMB	4,000.00	1,253.77	0.00	3,031.47	0.00	968.53	75.79
100-5-2111-2303 BONDS & INSURANCE	278.00	0.00	0.00	150.00	0.00	128.00	53.96
TOTAL OPERATING EXPENSES	4,438.00	1,253.77	0.00	3,341.47	0.00	1,096.53	75.29
<b>SUPPLIES</b>							
100-5-2111-3101 SUPPLIES	4,500.00	87.00	0.00	3,683.13	0.00	816.87	81.85
100-5-2111-3102 POSTAGE	1,400.00	177.62	0.00	1,349.73	0.00	50.27	96.41
100-5-2111-3103 MACHINE & EQUIP RENTAL	1,750.00	147.03	0.00	1,731.89	0.00	18.11	98.97
100-5-2111-3104 TELEPHONE	1,030.00	40.02	0.00	484.94	0.00	545.06	47.08
100-5-2111-3110 MISCELLANEOUS	100.00	0.00	0.00	0.00	0.00	100.00	0.00
TOTAL SUPPLIES	8,780.00	451.67	0.00	7,249.69	0.00	1,530.31	82.57
<b>CAPITAL OUTLAY</b>							
100-5-2111-4101 CAPITAL OUTLAY	0.00	0.00	0.00	0.00	0.00	0.00	0.00
100-5-2111-4102 JP TECH EQUIPMENT	0.00	0.00	0.00	0.00	0.00	0.00	0.00
TOTAL CAPITAL OUTLAY	0.00	0.00	0.00	0.00	0.00	0.00	0.00
TOTAL JP - HILLSBORO	267,328.00	27,555.67	0.00	239,851.26	0.00	27,476.74	89.72

HILL COUNTY, TEXAS  
 EXPENDITURES REPORT (UNAUDITED)  
 AS OF: SEPTEMBER 30TH, 2025

100-GENERAL FUND  
 JUSTICE SYSTEM  
 JP - ITASCA

% OF YEAR COMPLETED: 100.00

DEPARTMENTAL EXPENDITURES	CURRENT BUDGET	CURRENT PERIOD	PRIOR YEAR PO ADJUST.	Y-T-D ACTUAL	Y-T-D ENCUMBRANCE	BUDGET BALANCE	% OF BUDGET
<b>SALARIES &amp; BENEFITS</b>							
<b>SALARIES &amp; WAGES</b>							
100-5-2112-1101 SALARY	66,786.00	8,051.12	0.00	66,786.00	0.00	0.00	100.00
100-5-2112-1105 STAFF WAGES	50,035.00	6,133.76	0.00	50,028.48	0.00	6.52	99.99
100-5-2112-1106 PART TIME WAGES	0.00	0.00	0.00	0.00	0.00	0.00	0.00
100-5-2112-1122 COUNTY LONGEVITY	2,150.00	0.00	0.00	2,150.00	0.00	0.00	100.00
100-5-2112-1155 OVERTIME WAGES	0.00	0.00	0.00	0.00	0.00	0.00	0.00
<b>TOTAL SALARIES &amp; WAGES</b>	<b>118,971.00</b>	<b>14,184.88</b>	<b>0.00</b>	<b>118,964.48</b>	<b>0.00</b>	<b>6.52</b>	<b>99.99</b>
<b>BENEFITS</b>							
100-5-2112-1201 SOCIAL SECURITY & MEDICARE	9,101.00	1,083.72	0.00	9,120.51	0.00 (	19.51)	100.21
100-5-2112-1202 UNEMPLOYMENT TAX	94.00	20.70	0.00	78.04	0.00	15.96	83.02
100-5-2112-1203 RETIREMENT	12,040.00	1,435.53	0.00	12,080.49	0.00 (	40.49)	100.34
100-5-2112-1204 RETIREMENT LIFE INSURANCE	333.00	39.71	0.00	351.70	0.00 (	18.70)	105.62
100-5-2112-1205 WORKERS COMP	357.00	54.49	0.00	217.96	0.00	139.04	61.05
100-5-2112-1209 HEALTH INSURANCE	16,317.00	1,362.20	0.00	16,148.68	0.00	168.32	98.97
<b>TOTAL OTHER TAXES</b>	<b>38,242.00</b>	<b>3,996.35</b>	<b>0.00</b>	<b>37,997.38</b>	<b>0.00</b>	<b>244.62</b>	<b>99.36</b>
<b>TOTAL SALARIES &amp; BENEFITS</b>	<b>157,213.00</b>	<b>18,181.23</b>	<b>0.00</b>	<b>156,961.86</b>	<b>0.00</b>	<b>251.14</b>	<b>99.84</b>
<b>OPERATING EXPENSES</b>							
100-5-2112-2301 DUES & MEMBERSHIPS	150.00	0.00	0.00	0.00	0.00	150.00	0.00
100-5-2112-2302 TRAINING & MILEAGE REIMB	2,250.00	1,004.96	0.00	2,111.56	0.00	138.44	93.85
100-5-2112-2303 BONDS & INSURANCE	100.00	0.00	0.00	100.00	0.00	0.00	100.00
100-5-2112-2304 COURTROOM RENT	0.00	0.00	0.00	0.00	0.00	0.00	0.00
<b>TOTAL OPERATING EXPENSES</b>	<b>2,500.00</b>	<b>1,004.96</b>	<b>0.00</b>	<b>2,211.56</b>	<b>0.00</b>	<b>288.44</b>	<b>88.46</b>
<b>SUPPLIES</b>							
100-5-2112-3101 SUPPLIES	2,500.00	1,257.98	0.00	2,993.12	0.00 (	493.12)	119.72
100-5-2112-3102 POSTAGE	450.00	0.00	0.00	57.72	0.00	392.28	12.83
100-5-2112-3104 TELEPHONE	2,520.00	144.30	0.00	1,668.63	0.00	851.37	66.22
100-5-2112-3105 OFFICE RENT	9,600.00	800.00	0.00	9,600.00	0.00	0.00	100.00
100-5-2112-3110 MISCELLANEOUS	250.00	0.00	0.00	0.00	0.00	250.00	0.00
100-5-2112-3201 UTILITIES	2,500.00	481.16	0.00	3,035.08	0.00 (	535.08)	121.40
<b>TOTAL SUPPLIES</b>	<b>17,820.00</b>	<b>2,683.44</b>	<b>0.00</b>	<b>17,354.55</b>	<b>0.00</b>	<b>465.45</b>	<b>97.39</b>
<b>CAPITAL OUTLAY</b>							
100-5-2112-4101 CAPITAL OUTLAY	0.00	0.00	0.00	0.00	0.00	0.00	0.00
100-5-2112-4102 JP TECH EQUIPMENT	0.00	0.00	0.00	0.00	0.00	0.00	0.00
<b>TOTAL CAPITAL OUTLAY</b>	<b>0.00</b>	<b>0.00</b>	<b>0.00</b>	<b>0.00</b>	<b>0.00</b>	<b>0.00</b>	<b>0.00</b>
<b>TOTAL JP - ITASCA</b>	<b>177,533.00</b>	<b>21,869.63</b>	<b>0.00</b>	<b>176,527.97</b>	<b>0.00</b>	<b>1,005.03</b>	<b>99.43</b>

HILL COUNTY, TEXAS  
 EXPENDITURES REPORT (UNAUDITED)  
 AS OF: SEPTEMBER 30TH, 2025

100-GENERAL FUND  
 JUSTICE SYSTEM  
 JP - MALONE

% OF YEAR COMPLETED: 100.00

DEPARTMENTAL EXPENDITURES	CURRENT BUDGET	CURRENT PERIOD	PRIOR YEAR PO ADJUST.	Y-T-D ACTUAL	Y-T-D ENCUMBRANCE	BUDGET BALANCE	% OF BUDGET
<u>SALARIES &amp; BENEFITS</u>							
<u>SALARIES &amp; WAGES</u>							
100-5-2113-1101 SALARY	66,786.00	8,051.12	0.00	66,786.00	0.00	0.00	100.00
100-5-2113-1105 STAFF WAGES	50,343.00	6,440.96	0.00	50,431.52	0.00	( 88.52)	100.18
100-5-2113-1106 PART-TIME WAGES	0.00	0.00	0.00	0.00	0.00	0.00	0.00
100-5-2113-1122 COUNTY LONGEVITY	2,125.00	0.00	0.00	2,125.00	0.00	0.00	100.00
100-5-2113-1155 OVERTIME WAGES	0.00	0.00	0.00	0.00	0.00	0.00	0.00
TOTAL SALARIES & WAGES	119,254.00	14,492.08	0.00	119,342.52	0.00	( 88.52)	100.07
<u>BENEFITS</u>							
100-5-2113-1201 SOCIAL SECURITY & MEDICARE	9,123.00	1,080.54	0.00	8,844.88	0.00	278.12	96.95
100-5-2113-1202 UNEMPLOYMENT TAX	94.00	21.05	0.00	78.42	0.00	15.58	83.43
100-5-2113-1203 RETIREMENT	12,069.00	1,466.63	0.00	12,079.55	0.00	( 10.55)	100.09
100-5-2113-1204 RETIREMENT LIFE INSURANCE	334.00	40.58	0.00	351.44	0.00	( 17.44)	105.22
100-5-2113-1205 WORKERS COMP	357.00	54.47	0.00	217.88	0.00	139.12	61.03
100-5-2113-1209 HEALTH INSURANCE	20,780.00	1,731.80	0.00	20,582.70	0.00	197.30	99.05
TOTAL OTHER TAXES	42,757.00	4,395.07	0.00	42,154.87	0.00	602.13	98.59
TOTAL SALARIES & BENEFITS	162,011.00	18,887.15	0.00	161,497.39	0.00	513.61	99.68
<u>OPERATING EXPENSES</u>							
100-5-2113-2301 DUES & MEMBERSHIPS	200.00	0.00	0.00	0.00	0.00	200.00	0.00
100-5-2113-2302 TRAINING & MILEAGE REIMB	3,000.00	642.01	0.00	3,244.69	0.00	( 244.69)	108.16
100-5-2113-2303 BONDS & INSURANCE	100.00	0.00	0.00	100.00	0.00	0.00	100.00
TOTAL OPERATING EXPENSES	3,300.00	642.01	0.00	3,344.69	0.00	( 44.69)	101.35
<u>SUPPLIES</u>							
100-5-2113-3101 SUPPLIES	4,000.00	1,031.63	0.00	2,016.20	0.00	1,983.80	50.41
100-5-2113-3102 POSTAGE	500.00	290.49	0.00	290.49	0.00	209.51	58.10
100-5-2113-3104 TELEPHONE	900.00	35.00	0.00	540.00	0.00	360.00	60.00
100-5-2113-3105 OFFICE RENT	8,400.00	600.00	0.00	7,200.00	0.00	1,200.00	85.71
100-5-2113-3110 MISCELLANEOUS	500.00	0.00	0.00	350.00	0.00	150.00	70.00
100-5-2113-3201 UTILITIES	5,175.00	353.89	0.00	3,673.59	0.00	1,501.41	70.99
TOTAL SUPPLIES	19,475.00	2,311.01	0.00	14,070.28	0.00	5,404.72	72.25
<u>CAPITAL OUTLAY</u>							
100-5-2113-4101 CAPITAL OUTLAY	0.00	0.00	0.00	0.00	0.00	0.00	0.00
100-5-2113-4102 JP TECH EQUIPMENT	0.00	0.00	0.00	0.00	0.00	0.00	0.00
TOTAL CAPITAL OUTLAY	0.00	0.00	0.00	0.00	0.00	0.00	0.00
TOTAL JP - MALONE	184,786.00	21,840.17	0.00	178,912.36	0.00	5,873.64	96.82

HILL COUNTY, TEXAS  
 EXPENDITURES REPORT (UNAUDITED)  
 AS OF: SEPTEMBER 30TH, 2025

100-GENERAL FUND

JUSTICE SYSTEM

% OF YEAR COMPLETED: 100.00

JP - WHITNEY

DEPARTMENTAL EXPENDITURES	CURRENT BUDGET	CURRENT PERIOD	PRIOR YEAR PO ADJUST.	Y-T-D ACTUAL	Y-T-D ENCUMBRANCE	BUDGET BALANCE	% OF BUDGET
---------------------------	----------------	----------------	-----------------------	--------------	-------------------	----------------	-------------

SALARIES & BENEFITS

SALARIES & WAGES

100-5-2114-1101 SALARY	66,786.00	8,051.12	0.00	66,786.00	0.00	0.00	100.00
100-5-2114-1105 STAFF WAGES	50,035.00	6,440.96	0.00	44,336.37	0.00	5,698.63	88.61
100-5-2114-1106 PART TIME WAGES	0.00	0.00	0.00	0.00	0.00	0.00	0.00
100-5-2114-1112 JAIL MAGISTRATE SUPPLEMENT	6,375.00	1,042.12	0.00	6,375.00	0.00	0.00	100.00
100-5-2114-1122 COUNTY LONGEVITY	300.00	0.00	0.00	300.00	0.00	0.00	100.00
100-5-2114-1155 OVERTIME WAGES	0.00	0.00	0.00	0.00	0.00	0.00	0.00
<b>TOTAL SALARIES &amp; WAGES</b>	<b>123,496.00</b>	<b>15,534.20</b>	<b>0.00</b>	<b>117,797.37</b>	<b>0.00</b>	<b>5,698.63</b>	<b>95.39</b>

BENEFITS

100-5-2114-1201 SOCIAL SECURITY & MEDICARE	9,447.00	1,154.97	0.00	8,803.23	0.00	643.77	93.19
100-5-2114-1202 UNEMPLOYMENT TAX	102.00	21.50	0.00	67.12	0.00	34.88	65.80
100-5-2114-1203 RETIREMENT	12,498.00	1,572.07	0.00	11,922.64	0.00	575.36	95.40
100-5-2114-1204 RETIREMENT LIFE INSURANCE	346.00	43.52	0.00	346.10	0.00 (	0.10)	100.03
100-5-2114-1205 WORKERS COMP	370.00	56.56	0.00	226.24	0.00	143.76	61.15
100-5-2114-1209 HEALTH INSURANCE	20,659.00	2,083.85	0.00	24,011.15	0.00 (	3,352.15)	116.23
<b>TOTAL OTHER TAXES</b>	<b>43,422.00</b>	<b>4,932.47</b>	<b>0.00</b>	<b>45,376.48</b>	<b>0.00 (</b>	<b>1,954.48)</b>	<b>104.50</b>

<b>TOTAL SALARIES &amp; BENEFITS</b>	<b>166,918.00</b>	<b>20,466.67</b>	<b>0.00</b>	<b>163,173.85</b>	<b>0.00</b>	<b>3,744.15</b>	<b>97.76</b>
--------------------------------------	-------------------	------------------	-------------	-------------------	-------------	-----------------	--------------

OPERATING EXPENSES

100-5-2114-2301 DUES & MEMBERSHIPS	245.00	0.00	0.00	115.00	0.00	130.00	46.94
100-5-2114-2302 TRAINING & MILEAGE REIMB	2,500.00	776.23	0.00	2,065.07	0.00	434.93	82.60
100-5-2114-2303 BONDS & INSURANCE	228.00	0.00	0.00	100.00	0.00	128.00	43.86
100-5-2114-2304 COURTROOM RENT	0.00	0.00	0.00	0.00	0.00	0.00	0.00
<b>TOTAL OPERATING EXPENSES</b>	<b>2,973.00</b>	<b>776.23</b>	<b>0.00</b>	<b>2,280.07</b>	<b>0.00</b>	<b>692.93</b>	<b>76.69</b>

SUPPLIES

100-5-2114-3101 SUPPLIES	2,000.00	492.45	0.00	1,698.14	0.00	301.86	84.91
100-5-2114-3102 POSTAGE	750.00	0.00	0.00	667.44	0.00	82.56	88.99
100-5-2114-3103 MACHINE & EQUIP RENTAL	2,000.00	130.78	0.00	1,529.43	0.00	470.57	76.47
100-5-2114-3104 TELEPHONE	2,800.00	0.00	0.00	918.81	0.00	1,881.19	32.81
100-5-2114-3105 OFFICE RENT	0.00	0.00	0.00	0.00	0.00	0.00	0.00
100-5-2114-3110 MISCELLANEOUS	500.00	0.00	0.00	446.89	0.00	53.11	89.38
<b>TOTAL SUPPLIES</b>	<b>8,050.00</b>	<b>623.23</b>	<b>0.00</b>	<b>5,260.71</b>	<b>0.00</b>	<b>2,789.29</b>	<b>65.35</b>

CAPITAL OUTLAY

100-5-2114-4101 CAPITAL OUTLAY	0.00	0.00	0.00	0.00	0.00	0.00	0.00
100-5-2114-4102 JP TECH EQUIPMENT	0.00	0.00	0.00	0.00	0.00	0.00	0.00
<b>TOTAL CAPITAL OUTLAY</b>	<b>0.00</b>	<b>0.00</b>	<b>0.00</b>	<b>0.00</b>	<b>0.00</b>	<b>0.00</b>	<b>0.00</b>

<b>TOTAL JP - WHITNEY</b>	<b>177,941.00</b>	<b>21,866.13</b>	<b>0.00</b>	<b>170,714.63</b>	<b>0.00</b>	<b>7,226.37</b>	<b>95.94</b>
---------------------------	-------------------	------------------	-------------	-------------------	-------------	-----------------	--------------

HILL COUNTY, TEXAS  
 EXPENDITURES REPORT (UNAUDITED)  
 AS OF: SEPTEMBER 30TH, 2025

100-GENERAL FUND  
 JUSTICE SYSTEM  
 CONSTABLE - HILLSBORO

% OF YEAR COMPLETED: 100.00

DEPARTMENTAL EXPENDITURES	CURRENT BUDGET	CURRENT PERIOD	PRIOR YEAR PO ADJUST.	Y-T-D ACTUAL	Y-T-D ENCUMBRANCE	BUDGET BALANCE	% OF BUDGET
---------------------------	----------------	----------------	-----------------------	--------------	-------------------	----------------	-------------

SALARIES & BENEFITS

SALARIES & WAGES

100-5-2271-1101 SALARY	63,606.00	7,667.44	0.00	63,606.00	0.00	0.00	100.00
100-5-2271-1122 COUNTY LONGEVITY	800.00	0.00	0.00	800.00	0.00	0.00	100.00
100-5-2271-1155 OVERTIME WAGES	0.00	0.00	0.00	0.00	0.00	0.00	0.00
TOTAL SALARIES & WAGES	64,406.00	7,667.44	0.00	64,406.00	0.00	0.00	100.00

BENEFITS

100-5-2271-1201 SOCIAL SECURITY & MEDICARE	4,927.00	542.54	0.00	4,575.87	0.00	351.13	92.87
100-5-2271-1202 UNEMPLOYMENT TAX	0.00	0.00	0.00	0.00	0.00	0.00	0.00
100-5-2271-1203 RETIREMENT	6,518.00	775.94	0.00	6,519.38	0.00	(1.38)	100.02
100-5-2271-1204 RETIREMENT LIFE INSURANCE	180.00	21.47	0.00	189.58	0.00	(9.58)	105.32
100-5-2271-1205 WORKERS COMP	191.00	293.26	0.00	1,172.99	0.00	(981.99)	614.13
100-5-2271-1209 HEALTH INSURANCE	12,501.00	926.69	0.00	11,022.36	0.00	1,478.64	88.17
TOTAL OTHER TAXES	24,317.00	2,559.90	0.00	23,480.18	0.00	836.82	96.56

TOTAL SALARIES & BENEFITS	88,723.00	10,227.34	0.00	87,886.18	0.00	836.82	99.06
---------------------------	-----------	-----------	------	-----------	------	--------	-------

OPERATING EXPENSES

100-5-2271-2301 DUES AND MEMBERSHIPS	150.00	0.00	0.00	110.00	0.00	40.00	73.33
100-5-2271-2302 TRAINING & MILEAGE REIMB	1,500.00	99.00	0.00	487.00	0.00	1,013.00	32.47
100-5-2271-2303 BONDS & INSURANCE	1,161.00	14.95	0.00	1,642.13	0.00	(481.13)	141.44
TOTAL OPERATING EXPENSES	2,811.00	113.95	0.00	2,239.13	0.00	571.87	79.66

SUPPLIES

100-5-2271-3101 SUPPLIES	1,500.00	444.33	0.00	1,258.18	0.00	241.82	83.88
100-5-2271-3102 POSTAGE	100.00	44.78	0.00	73.62	0.00	26.38	73.62
100-5-2271-3104 TELEPHONE	1,835.00	103.60	0.00	1,290.71	0.00	544.29	70.34
100-5-2271-3107 REPAIRS	7,500.00	34.62	0.00	3,178.37	0.00	4,321.63	42.38
100-5-2271-3110 MISCELLANEOUS	1,000.00	59.94	0.00	658.00	0.00	342.00	65.80
100-5-2271-3202 FUEL	8,000.00	495.81	0.00	4,071.27	0.00	3,928.73	50.89
100-5-2271-3602 RADIO	1,000.00	0.00	0.00	0.00	0.00	1,000.00	0.00
100-5-2271-3603 SECURITY EQUIPMENT	2,500.00	1,298.70	0.00	2,498.70	0.00	1.30	99.95
100-5-2271-3604 UNIFORMS	1,000.00	0.00	0.00	565.37	0.00	434.63	56.54
TOTAL SUPPLIES	24,435.00	2,481.78	0.00	13,594.22	0.00	10,840.78	55.63

CAPITAL OUTLAY

100-5-2271-4101 CAPITAL OUTLAY	5,718.00	0.00	0.00	8,060.00	0.00	(2,342.00)	140.96
TOTAL CAPITAL OUTLAY	5,718.00	0.00	0.00	8,060.00	0.00	(2,342.00)	140.96

DEBT SERVICE

100-5-2271-8103 CAPITAL LEASE	17,292.00	0.00	0.00	17,292.05	0.00	(0.05)	100.00
TOTAL DEBT SERVICE	17,292.00	0.00	0.00	17,292.05	0.00	(0.05)	100.00

TOTAL CONSTABLE - HILLSBORO	138,979.00	12,823.07	0.00	129,071.58	0.00	9,907.42	92.87
-----------------------------	------------	-----------	------	------------	------	----------	-------

HILL COUNTY, TEXAS  
 EXPENDITURES REPORT (UNAUDITED)  
 AS OF: SEPTEMBER 30TH, 2025

100-GENERAL FUND  
 JUSTICE SYSTEM  
 CONSTABLE - ITASCA

% OF YEAR COMPLETED: 100.00

DEPARTMENTAL EXPENDITURES	CURRENT BUDGET	CURRENT PERIOD	PRIOR YEAR PO ADJUST.	Y-T-D ACTUAL	Y-T-D ENCUMBRANCE	BUDGET BALANCE	% OF BUDGET
---------------------------	----------------	----------------	-----------------------	--------------	-------------------	----------------	-------------

SALARIES & BENEFITS

SALARIES & WAGES

100-5-2272-1101 SALARY	63,606.00	7,667.44	0.00	63,606.00	0.00	0.00	100.00
100-5-2272-1122 COUNTY LONGEVITY	225.00	0.00	0.00	225.00	0.00	0.00	100.00
100-5-2272-1155 OVERTIME WAGES	0.00	0.00	0.00	0.00	0.00	0.00	0.00
<b>TOTAL SALARIES &amp; WAGES</b>	<b>63,831.00</b>	<b>7,667.44</b>	<b>0.00</b>	<b>63,831.00</b>	<b>0.00</b>	<b>0.00</b>	<b>100.00</b>

BENEFITS

100-5-2272-1201 SOCIAL SECURITY & MEDICARE	4,883.00	542.69	0.00	4,475.87	0.00	407.13	91.66
100-5-2272-1202 UNEMPLOYMENT TAX	0.00	0.00	0.00	0.00	0.00	0.00	0.00
100-5-2272-1203 RETIREMENT	6,460.00	775.94	0.00	6,463.01	0.00	3.01	100.05
100-5-2272-1204 RETIREMENT LIFE INSURANCE	179.00	21.47	0.00	187.64	0.00	8.64	104.83
100-5-2272-1205 WORKERS COMP	191.00	290.64	0.00	1,162.56	0.00	971.56	608.67
100-5-2272-1209 HEALTH INSURANCE	17,757.00	1,109.38	0.00	17,287.62	0.00	469.38	97.36
<b>TOTAL OTHER TAXES</b>	<b>29,470.00</b>	<b>2,740.12</b>	<b>0.00</b>	<b>29,576.70</b>	<b>0.00</b>	<b>106.70</b>	<b>100.36</b>

<b>TOTAL SALARIES &amp; BENEFITS</b>	<b>93,301.00</b>	<b>10,407.56</b>	<b>0.00</b>	<b>93,407.70</b>	<b>0.00</b>	<b>106.70</b>	<b>100.11</b>
--------------------------------------	------------------	------------------	-------------	------------------	-------------	---------------	---------------

OPERATING EXPENSES

100-5-2272-2301 DUES AND MEMBERSHIPS	150.00	0.00	0.00	40.00	0.00	110.00	26.67
100-5-2272-2302 TRAINING & MILEAGE REIMB	1,500.00	155.39	0.00	1,481.99	0.00	18.01	98.80
100-5-2272-2303 BONDS & INSURANCE	901.00	0.00	0.00	1,819.18	0.00	918.18	201.91
<b>TOTAL OPERATING EXPENSES</b>	<b>2,551.00</b>	<b>155.39</b>	<b>0.00</b>	<b>3,341.17</b>	<b>0.00</b>	<b>790.17</b>	<b>130.97</b>

SUPPLIES

100-5-2272-3101 SUPPLIES	1,000.00	0.00	0.00	621.15	0.00	378.85	62.12
100-5-2272-3102 POSTAGE	150.00	17.73	0.00	11.67	0.00	161.67	7.78
100-5-2272-3104 TELEPHONE	1,053.00	80.81	0.00	1,017.39	0.00	35.61	96.62
100-5-2272-3107 REPAIRS	4,500.00	144.99	0.00	2,378.18	0.00	2,121.82	52.85
100-5-2272-3110 MISCELLANEOUS	250.00	0.00	0.00	203.49	0.00	46.51	81.40
100-5-2272-3202 FUEL	6,500.00	290.87	0.00	3,211.85	0.00	3,288.15	49.41
100-5-2272-3602 RADIO	0.00	0.00	0.00	0.00	0.00	0.00	0.00
100-5-2272-3603 SECURITY EQUIPMENT	1,500.00	260.00	0.00	413.07	0.00	1,086.93	27.54
100-5-2272-3604 UNIFORMS	750.00	0.00	0.00	353.80	0.00	396.20	47.17
<b>TOTAL SUPPLIES</b>	<b>15,703.00</b>	<b>758.94</b>	<b>0.00</b>	<b>8,187.26</b>	<b>0.00</b>	<b>7,515.74</b>	<b>52.14</b>

CAPITAL OUTLAY

100-5-2272-4101 CAPITAL OUTLAY	0.00	0.00	0.00	0.00	0.00	0.00	0.00
<b>TOTAL CAPITAL OUTLAY</b>	<b>0.00</b>	<b>0.00</b>	<b>0.00</b>	<b>0.00</b>	<b>0.00</b>	<b>0.00</b>	<b>0.00</b>

DEBT SERVICE

100-5-2272-8103 CAPITAL LEASE	0.00	0.00	0.00	0.00	0.00	0.00	0.00
<b>TOTAL DEBT SERVICE</b>	<b>0.00</b>	<b>0.00</b>	<b>0.00</b>	<b>0.00</b>	<b>0.00</b>	<b>0.00</b>	<b>0.00</b>

<b>TOTAL CONSTABLE - ITASCA</b>	<b>111,555.00</b>	<b>11,321.89</b>	<b>0.00</b>	<b>104,936.13</b>	<b>0.00</b>	<b>6,618.87</b>	<b>94.07</b>
---------------------------------	-------------------	------------------	-------------	-------------------	-------------	-----------------	--------------

HILL COUNTY, TEXAS  
 EXPENDITURES REPORT (UNAUDITED)  
 AS OF: SEPTEMBER 30TH, 2025

100-GENERAL FUND  
 JUSTICE SYSTEM  
 CONSTABLE - MALONE

% OF YEAR COMPLETED: 100.00

DEPARTMENTAL EXPENDITURES	CURRENT BUDGET	CURRENT PERIOD	PRIOR YEAR PO ADJUST.	Y-T-D ACTUAL	Y-T-D ENCUMBRANCE	BUDGET BALANCE	% OF BUDGET
<b>SALARIES &amp; BENEFITS</b>							
<b>SALARIES &amp; WAGES</b>							
100-5-2273-1101 SALARY	63,606.00	7,667.44	0.00	63,606.00	0.00	0.00	100.00
100-5-2273-1105 STAFF WAGES	97,118.00	11,906.56	0.00	97,112.88	0.00	5.12	99.99
100-5-2273-1106 PART-TIME WAGES	0.00	0.00	0.00	0.00	0.00	0.00	0.00
100-5-2273-1116 MANAGEMENT SUPPLEMENT	2,500.00	310.08	0.00	2,500.00	0.00	0.00	100.00
100-5-2273-1122 COUNTY LONGEVITY	2,075.00	0.00	0.00	2,075.00	0.00	0.00	100.00
100-5-2273-1155 OVERTIME WAGES	0.00	0.00	0.00	0.00	0.00	0.00	0.00
TOTAL SALARIES & WAGES	165,299.00	19,884.08	0.00	165,293.88	0.00	5.12	100.00
<b>BENEFITS</b>							
100-5-2273-1201 SOCIAL SECURITY & MEDICARE	12,645.00	1,502.70	0.00	12,548.30	0.00	96.70	99.24
100-5-2273-1202 UNEMPLOYMENT TAX	183.00	40.18	0.00	152.00	0.00	31.00	83.06
100-5-2273-1203 RETIREMENT	16,728.00	2,012.26	0.00	16,768.58	0.00 (	40.58)	100.24
100-5-2273-1204 RETIREMENT LIFE INSURANCE	463.00	55.65	0.00	487.52	0.00 (	24.52)	105.30
100-5-2273-1205 WORKERS COMP	489.00	574.04	0.00	2,296.16	0.00 (	1,807.16)	469.56
100-5-2273-1209 HEALTH INSURANCE	28,697.00	2,394.35	0.00	28,430.95	0.00	266.05	99.07
TOTAL OTHER TAXES	59,205.00	6,579.18	0.00	60,683.51	0.00 (	1,478.51)	102.50
TOTAL SALARIES & BENEFITS	224,504.00	26,463.26	0.00	225,977.39	0.00 (	1,473.39)	100.66
<b>OPERATING EXPENSES</b>							
100-5-2273-2301 DUES AND MEMBERSHIPS	600.00	0.00	0.00 (	2.00)	0.00	602.00	0.33-
100-5-2273-2302 TRAINING & MILEAGE REIMB	2,000.00	99.00	0.00	99.00	0.00	1,901.00	4.95
100-5-2273-2303 BONDS & INSURANCE	1,575.00	9.50	0.00	2,617.86	0.00 (	1,042.86)	166.21
TOTAL OPERATING EXPENSES	4,175.00	108.50	0.00	2,714.86	0.00	1,460.14	65.03
<b>SUPPLIES</b>							
100-5-2273-3101 SUPPLIES	1,500.00	0.00	0.00	16.23	0.00	1,483.77	1.08
100-5-2273-3102 POSTAGE	200.00	155.98	0.00	185.33	0.00	14.67	92.67
100-5-2273-3104 TELEPHONE	3,000.00	238.05	0.00	2,909.96	0.00	90.04	97.00
100-5-2273-3107 REPAIRS	5,000.00	0.00	0.00	6,512.31	0.00 (	1,512.31)	130.25
100-5-2273-3110 MISCELLANEOUS	500.00	466.07	0.00	1,212.06	0.00 (	712.06)	242.41
100-5-2273-3202 FUEL	12,000.00	877.25	0.00	8,001.90	0.00	3,998.10	66.68
100-5-2273-3602 RADIO	1,500.00	0.00	0.00	0.00	0.00	1,500.00	0.00
100-5-2273-3603 SECURITY EQUIPMENT	1,500.00	147.96	0.00	147.96	0.00	1,352.04	9.86
100-5-2273-3604 UNIFORMS	1,500.00	510.14	0.00	1,018.46	0.00	481.54	67.90
TOTAL SUPPLIES	26,700.00	2,395.45	0.00	20,004.21	0.00	6,695.79	74.92
<b>CAPITAL OUTLAY</b>							
100-5-2273-4101 CAPITAL OUTLAY	55,780.00	55,602.00	0.00	55,602.00	0.00	178.00	99.68
TOTAL CAPITAL OUTLAY	55,780.00	55,602.00	0.00	55,602.00	0.00	178.00	99.68

HILL COUNTY, TEXAS  
 EXPENDITURES REPORT (UNAUDITED)  
 AS OF: SEPTEMBER 30TH, 2025

100-GENERAL FUND  
 JUSTICE SYSTEM  
 CONSTABLE - MALONE

% OF YEAR COMPLETED: 100.00

DEPARTMENTAL EXPENDITURES	CURRENT BUDGET	CURRENT PERIOD	PRIOR YEAR PO ADJUST.	Y-T-D ACTUAL	Y-T-D ENCUMBRANCE	BUDGET BALANCE	% OF BUDGET
<u>DEBT SERVICE</u>							
100-5-2273-8103 CAPITAL LEASE	17,292.00	0.00	0.00	17,292.05	0.00	( 0.05)	100.00
TOTAL DEBT SERVICE	17,292.00	0.00	0.00	17,292.05	0.00	( 0.05)	100.00
<hr/>							
TOTAL CONSTABLE - MALONE	328,451.00	84,569.21	0.00	321,590.51	0.00	6,860.49	97.91

HILL COUNTY, TEXAS  
 EXPENDITURES REPORT (UNAUDITED)  
 AS OF: SEPTEMBER 30TH, 2025

100-GENERAL FUND  
 JUSTICE SYSTEM  
 CONSTABLE - WHITNEY

% OF YEAR COMPLETED: 100.00

DEPARTMENTAL EXPENDITURES	CURRENT BUDGET	CURRENT PERIOD	PRIOR YEAR PO ADJUST.	Y-T-D ACTUAL	Y-T-D ENCUMBRANCE	BUDGET BALANCE	% OF BUDGET
---------------------------	----------------	----------------	-----------------------	--------------	-------------------	----------------	-------------

SALARIES & BENEFITS

SALARIES & WAGES

100-5-2274-1101 SALARY	63,606.00	7,667.85	0.00	63,606.00	0.00	0.00	100.00
100-5-2274-1122 COUNTY LONGEVITY	450.00	0.00	0.00	450.00	0.00	0.00	100.00
100-5-2274-1155 OVERTIME WAGES	0.00	0.00	0.00	0.00	0.00	0.00	0.00
<b>TOTAL SALARIES &amp; WAGES</b>	<b>64,056.00</b>	<b>7,667.85</b>	<b>0.00</b>	<b>64,056.00</b>	<b>0.00</b>	<b>0.00</b>	<b>100.00</b>

BENEFITS

100-5-2274-1201 SOCIAL SECURITY & MEDICARE	4,900.00	582.20	0.00	4,892.63	0.00	7.37	99.85
100-5-2274-1202 UNEMPLOYMENT TAX	0.00	0.00	0.00	0.00	0.00	0.00	0.00
100-5-2274-1203 RETIREMENT	6,482.00	775.98	0.00	6,512.97	0.00 (	30.97)	100.48
100-5-2274-1204 RETIREMENT LIFE INSURANCE	179.00	21.47	0.00	189.30	0.00 (	10.30)	105.75
100-5-2274-1205 WORKERS COMP	191.00	291.67	0.00	1,166.68	0.00 (	975.68)	610.83
100-5-2274-1209 HEALTH INSURANCE	8,158.00	681.75	0.00	8,027.47	0.00	130.53	98.40
<b>TOTAL OTHER TAXES</b>	<b>19,910.00</b>	<b>2,353.07</b>	<b>0.00</b>	<b>20,789.05</b>	<b>0.00 (</b>	<b>879.05)</b>	<b>104.42</b>

<b>TOTAL SALARIES &amp; BENEFITS</b>	<b>83,966.00</b>	<b>10,020.92</b>	<b>0.00</b>	<b>84,845.05</b>	<b>0.00 (</b>	<b>879.05)</b>	<b>101.05</b>
--------------------------------------	------------------	------------------	-------------	------------------	---------------	----------------	---------------

OPERATING EXPENSES

100-5-2274-2301 DUES AND MEMBERSHIPS	120.00	0.00	0.00	70.00	0.00	50.00	58.33
100-5-2274-2302 TRAINING & MILEAGE REIMB	500.00	0.00	0.00	500.00	0.00	0.00	100.00
100-5-2274-2303 BONDS & INSURANCE	1,200.00	0.00	0.00	1,182.68	0.00	17.32	98.56
<b>TOTAL OPERATING EXPENSES</b>	<b>1,820.00</b>	<b>0.00</b>	<b>0.00</b>	<b>1,752.68</b>	<b>0.00</b>	<b>67.32</b>	<b>96.30</b>

SUPPLIES

100-5-2274-3101 SUPPLIES	380.00	0.00	0.00	192.74	0.00	187.26	50.72
100-5-2274-3102 POSTAGE	100.00	25.16	0.00	75.36	0.00	24.64	75.36
100-5-2274-3104 TELEPHONE	1,500.00	131.87	0.00	1,420.86	0.00	79.14	94.72
100-5-2274-3107 REPAIRS	3,500.00	59.94	0.00	2,719.96	0.00	780.04	77.71
100-5-2274-3110 MISCELLANEOUS	500.00	0.00	0.00	153.06	0.00	346.94	30.61
100-5-2274-3202 FUEL	6,500.00	355.68	0.00	3,663.27	0.00	2,836.73	56.36
100-5-2274-3602 RADIO	1,000.00	0.00	0.00	0.00	0.00	1,000.00	0.00
100-5-2274-3603 SECURITY EQUIPMENT	3,100.00	911.72	0.00	2,128.50	0.00	971.50	68.66
100-5-2274-3604 UNIFORMS	1,270.00	450.00	0.00	1,264.20	0.00	5.80	99.54
<b>TOTAL SUPPLIES</b>	<b>17,850.00</b>	<b>1,934.37</b>	<b>0.00</b>	<b>11,617.95</b>	<b>0.00</b>	<b>6,232.05</b>	<b>65.09</b>

CAPITAL OUTLAY

100-5-2274-4101 CAPITAL OUTLAY	2,500.00	0.00	0.00	0.00	0.00	2,500.00	0.00
<b>TOTAL CAPITAL OUTLAY</b>	<b>2,500.00</b>	<b>0.00</b>	<b>0.00</b>	<b>0.00</b>	<b>0.00</b>	<b>2,500.00</b>	<b>0.00</b>

DEBT SERVICE

100-5-2274-8103 CAPITAL LEASE	0.00	0.00	0.00	0.00	0.00	0.00	0.00
<b>TOTAL DEBT SERVICE</b>	<b>0.00</b>	<b>0.00</b>	<b>0.00</b>	<b>0.00</b>	<b>0.00</b>	<b>0.00</b>	<b>0.00</b>

<b>TOTAL CONSTABLE - WHITNEY</b>	<b>106,136.00</b>	<b>11,955.29</b>	<b>0.00</b>	<b>98,215.68</b>	<b>0.00</b>	<b>7,920.32</b>	<b>92.54</b>
----------------------------------	-------------------	------------------	-------------	------------------	-------------	-----------------	--------------

<b>TOTAL JUSTICE SYSTEM</b>	<b>4,032,587.00</b>	<b>499,401.53</b>	<b>0.00</b>	<b>3,747,626.73</b>	<b>0.</b>	<b>0.00</b>	<b>92.93</b>
-----------------------------	---------------------	-------------------	-------------	---------------------	-----------	-------------	--------------

HILL COUNTY, TEXAS  
 EXPENDITURES REPORT (UNAUDITED)  
 AS OF: SEPTEMBER 30TH, 2025

100-GENERAL FUND

PUBLIC SAFETY

% OF YEAR COMPLETED: 100.00

CH SECURITY (BAILIFF)

DEPARTMENTAL EXPENDITURES	CURRENT BUDGET	CURRENT PERIOD	PRIOR YEAR PO ADJUST.	Y-T-D ACTUAL	Y-T-D ENCUMBRANCE	BUDGET BALANCE	% OF BUDGET
---------------------------	----------------	----------------	-----------------------	--------------	-------------------	----------------	-------------

SALARIES & BENEFITS

SALARIES & WAGES

100-5-3101-1101 SALARY	0.00	0.00	0.00	0.00	0.00	0.00	0.00
100-5-3101-1105 STAFF WAGES	443,705.00	42,202.74	0.00	384,932.33	0.00	58,772.67	86.75
100-5-3101-1122 COUNTY LONGEVITY	1,100.00	0.00	0.00	1,100.00	0.00	0.00	100.00
100-5-3101-1123 CERTIFICATION PAY	0.00	0.00	0.00	0.00	0.00	0.00	0.00
100-5-3101-1124 SPECIALIZED SKILLS PAY	0.00	0.00	0.00	0.00	0.00	0.00	0.00
100-5-3101-1155 OVERTIME WAGES	0.00	0.00	0.00	0.00	0.00	0.00	0.00
TOTAL SALARIES & WAGES	444,805.00	42,202.74	0.00	386,032.33	0.00	58,772.67	86.79

BENEFITS

100-5-3101-1201 SOCIAL SECURITY & MEDICARE	34,028.00	3,201.18	0.00	29,417.34	0.00	4,610.66	86.45
100-5-3101-1202 UNEMPLOYMENT TAX	801.00	150.83	0.00	602.69	0.00	198.31	75.24
100-5-3101-1203 RETIREMENT	45,014.00	4,270.91	0.00	39,079.68	0.00	5,934.32	86.82
100-5-3101-1204 RETIREMENT LIFE INSURANCE	1,245.00	118.15	0.00	1,138.35	0.00	106.65	91.43
100-5-3101-1205 WORKERS COMP	7,397.00	2,048.09	0.00	8,192.36	0.00	(795.36)	110.75
100-5-3101-1209 HEALTH INSURANCE	48,950.00	3,408.38	0.00	43,773.92	0.00	5,176.08	89.43
TOTAL OTHER TAXES	137,435.00	13,197.54	0.00	122,204.34	0.00	15,230.66	88.92

TOTAL SALARIES & BENEFITS	582,240.00	55,400.28	0.00	508,236.67	0.00	74,003.33	87.29
---------------------------	------------	-----------	------	------------	------	-----------	-------

OPERATING EXPENSES

100-5-3101-2303 BONDS & INSURANCE	5,100.00	7.50	0.00	6,766.58	0.00	(1,666.58)	132.68
TOTAL OPERATING EXPENSES	5,100.00	7.50	0.00	6,766.58	0.00	(1,666.58)	132.68

SUPPLIES

100-5-3101-3104 TELEPHONE	3,250.00	219.05	0.00	2,942.94	0.00	307.06	90.55
100-5-3101-3107 REPAIRS	500.00	0.00	0.00	1,229.01	0.00	(729.01)	245.80
100-5-3101-3202 FUEL	6,500.00	298.83	0.00	4,966.80	0.00	1,533.20	76.41
100-5-3101-3603 SECURITY EQUIPMENT	9,500.00	0.00	0.00	8,902.10	0.00	597.90	93.71
100-5-3101-3604 UNIFORMS	2,000.00	509.64	0.00	4,281.98	0.00	(2,281.98)	214.10
TOTAL SUPPLIES	21,750.00	1,027.52	0.00	22,322.83	0.00	(572.83)	102.63

CAPITAL OUTLAY

100-5-3101-4101 CAPITAL OUTLAY	0.00	0.00	0.00	0.00	0.00	0.00	0.00
TOTAL CAPITAL OUTLAY	0.00	0.00	0.00	0.00	0.00	0.00	0.00

TOTAL CH SECURITY (BAILIFF)	609,090.00	56,435.30	0.00	537,326.08	0.00	71,763.92	88.22
-----------------------------	------------	-----------	------	------------	------	-----------	-------

HILL COUNTY, TEXAS  
 EXPENDITURES REPORT (UNAUDITED)  
 AS OF: SEPTEMBER 30TH, 2025

100-GENERAL FUND  
 PUBLIC SAFETY  
 SHERIFF/LAW ENFORCEMENT

% OF YEAR COMPLETED: 100.00

DEPARTMENTAL EXPENDITURES	CURRENT BUDGET	CURRENT PERIOD	PRIOR YEAR PO ADJUST.	Y-T-D ACTUAL	Y-T-D ENCUMBRANCE	BUDGET BALANCE	% OF BUDGET
---------------------------	----------------	----------------	-----------------------	--------------	-------------------	----------------	-------------

SALARIES & BENEFITS

SALARIES & WAGES

100-5-3102-1101 SALARY	93,975.00	11,328.08	0.00	93,975.00	0.00	0.00	100.00
100-5-3102-1105 STAFF WAGES	2,203,697.00	256,337.85	0.00	1,896,418.12	0.00	307,278.88	86.06
100-5-3102-1116 GRANT SUPPLEMENT/SB22	0.00	0.00	0.00	0.00	0.00	0.00	0.00
100-5-3102-1118 LAKE PATROL WAGES	34,180.00	4,014.00	0.00	27,652.00	0.00	6,528.00	80.90
100-5-3102-1122 COUNTY LONGEVITY	5,000.00	0.00	0.00	4,775.00	0.00	225.00	95.50
100-5-3102-1123 CERTIFICATION PAY	0.00	0.00	0.00	0.00	0.00	0.00	0.00
100-5-3102-1124 SPECIALIZED SKILLS PAY	0.00	0.00	0.00	0.00	0.00	0.00	0.00
100-5-3102-1155 OVERTIME WAGES	<u>16,000.00</u>	<u>96.74</u>	<u>0.00</u>	<u>13,998.22</u>	<u>0.00</u>	<u>2,001.78</u>	<u>87.49</u>
TOTAL SALARIES & WAGES	2,352,852.00	271,776.67	0.00	2,036,818.34	0.00	316,033.66	86.57

BENEFITS

100-5-3102-1201 SOCIAL SECURITY & MEDICARE	178,769.00	20,298.20	0.00	152,468.16	0.00	26,300.84	85.29
100-5-3102-1202 UNEMPLOYMENT TAX	3,922.00	824.72	0.00	2,988.43	0.00	933.57	76.20
100-5-3102-1203 RETIREMENT	236,489.00	27,503.82	0.00	206,230.81	0.00	30,258.19	87.21
100-5-3102-1204 RETIREMENT LIFE INSURANCE	6,543.00	760.98	0.00	5,968.19	0.00	574.81	91.21
100-5-3102-1205 WORKERS COMP	37,801.00	10,063.86	0.00	39,847.40	0.00 (	2,046.40)	105.41
100-5-3102-1209 HEALTH INSURANCE	<u>290,715.00</u>	<u>24,495.16</u>	<u>0.00</u>	<u>259,324.91</u>	<u>0.00</u>	<u>31,390.09</u>	<u>89.20</u>
TOTAL OTHER TAXES	754,239.00	83,946.74	0.00	666,827.90	0.00	87,411.10	88.41

TOTAL SALARIES & BENEFITS	3,107,091.00	355,723.41	0.00	2,703,646.24	0.00	403,444.76	87.02
---------------------------	--------------	------------	------	--------------	------	------------	-------

OPERATING EXPENSES

100-5-3102-2301 DUES & MEMBERSHIPS	700.00	0.00	0.00	0.00	0.00	700.00	0.00
100-5-3102-2302 TRAINING & MILEAGE REIMB	10,000.00	306.00	0.00	10,759.51	0.00 (	759.51)	107.60
100-5-3102-2303 BONDS & INSURANCE	39,600.00	64.00	0.00	39,866.56	0.00 (	266.56)	100.67
100-5-3102-2305 CONTRACT SERVICES	25,400.00	6,371.80	0.00	16,737.50	0.00	8,662.50	65.90
100-5-3102-2408 EVIDENCE PROCESSING	<u>10,000.00</u>	<u>375.00</u>	<u>0.00</u>	<u>5,677.22</u>	<u>0.00</u>	<u>4,322.78</u>	<u>56.77</u>
TOTAL OPERATING EXPENSES	85,700.00	7,116.80	0.00	73,040.79	0.00	12,659.21	85.23

SUPPLIES

100-5-3102-3101 SUPPLIES	5,000.00	24.73	0.00	7,453.00	0.00 (	2,453.00)	149.06
100-5-3102-3102 POSTAGE	1,500.00	162.73	0.00	1,364.70	0.00	135.30	90.98
100-5-3102-3103 SOFTWARE & MAINTENANCE	8,000.00	4,757.39	0.00	48,951.22	0.00 (	40,951.22)	611.89
100-5-3102-3107 REPAIRS	204,656.00	13,267.94	0.00	133,422.58	0.00	71,233.42	65.19
100-5-3102-3119 CANINE SUPPLIES	5,000.00	3,118.00	0.00	5,645.84	0.00 (	645.84)	112.92
100-5-3102-3202 FUEL	140,000.00	11,750.19	0.00	129,212.38	0.00	10,787.62	92.29
100-5-3102-3602 RADIO	9,500.00	0.00	0.00	3,358.91	0.00	6,141.09	35.36
100-5-3102-3603 SECURITY EQUIPMENT	128,905.00	66,698.89	0.00	115,355.72	0.00	13,549.28	89.49
100-5-3102-3604 UNIFORMS	20,000.00	0.00	0.00	10,469.95	0.00	9,530.05	52.35
100-5-3102-3701 OTHER SUPPLIES	<u>35,000.00</u>	<u>3,087.71</u>	<u>0.00</u>	<u>14,012.64</u>	<u>0.00</u>	<u>20,987.36</u>	<u>40.04</u>
TOTAL SUPPLIES	557,561.00	102,867.58	0.00	469,246.94	0.00	88,314.06	84.16

HILL COUNTY, TEXAS  
 EXPENDITURES REPORT (UNAUDITED)  
 AS OF: SEPTEMBER 30TH, 2025

100-GENERAL FUND

PUBLIC SAFETY

% OF YEAR COMPLETED: 100.00

SHERIFF/LAW ENFORCEMENT

DEPARTMENTAL EXPENDITURES	CURRENT BUDGET	CURRENT PERIOD	PRIOR YEAR PO ADJUST.	Y-T-D ACTUAL	Y-T-D ENCUMBRANCE	BUDGET BALANCE	% OF BUDGET
<u>CAPITAL OUTLAY</u>							
100-5-3102-4101 SO CAPITAL OUTLAY	71,880.00	0.00	0.00	58,719.82	0.00	13,160.18	81.69
TOTAL CAPITAL OUTLAY	71,880.00	0.00	0.00	58,719.82	0.00	13,160.18	81.69
<u>DEBT SERVICE</u>							
100-5-3102-8103 CAPITAL LEASE	301,730.00	0.00	0.00	301,730.23	0.00 (	0.23)	100.00
TOTAL DEBT SERVICE	301,730.00	0.00	0.00	301,730.23	0.00 (	0.23)	100.00
TOTAL SHERIFF/LAW ENFORCEMENT	4,123,962.00	465,707.79	0.00	3,606,384.02	0.00	517,577.98	87.45

HILL COUNTY, TEXAS  
 EXPENDITURES REPORT (UNAUDITED)  
 AS OF: SEPTEMBER 30TH, 2025

100-GENERAL FUND  
 PUBLIC SAFETY  
 HEALTH & SAFETY

% OF YEAR COMPLETED: 100.00

DEPARTMENTAL EXPENDITURES	CURRENT BUDGET	CURRENT PERIOD	PRIOR YEAR PO ADJUST.	Y-T-D ACTUAL	Y-T-D ENCUMBRANCE	BUDGET BALANCE	% OF BUDGET
---------------------------	----------------	----------------	-----------------------	--------------	-------------------	----------------	-------------

SALARIES & BENEFITS

SALARIES & WAGES

100-5-3104-1105 STAFF WAGES	74,331.00	8,888.32	0.00	72,525.20	0.00	1,805.80	97.57
100-5-3104-1122 COUNTY LONGEVITY	375.00	0.00	0.00	375.00	0.00	0.00	100.00
100-5-3104-1123 CERTIFICATION PAY	0.00	0.00	0.00	0.00	0.00	0.00	0.00
100-5-3104-1124 SPECIALIZED SKILLS PAY	0.00	0.00	0.00	0.00	0.00	0.00	0.00
100-5-3104-1155 OVERTIME WAGES	0.00	0.00	0.00	0.00	0.00	0.00	0.00
<b>TOTAL SALARIES &amp; WAGES</b>	<b>74,706.00</b>	<b>8,888.32</b>	<b>0.00</b>	<b>72,900.20</b>	<b>0.00</b>	<b>1,805.80</b>	<b>97.58</b>

BENEFITS

100-5-3104-1201 SOCIAL SECURITY & MEDICARE	5,715.00	620.97	0.00	5,112.68	0.00	602.32	89.46
100-5-3104-1202 UNEMPLOYMENT TAX	134.00	30.00	0.00	112.86	0.00	21.14	84.22
100-5-3104-1203 RETIREMENT	7,560.00	899.49	0.00	7,387.79	0.00	172.21	97.72
100-5-3104-1204 RETIREMENT LIFE INSURANCE	209.00	24.90	0.00	214.60	0.00	( 5.60)	102.68
100-5-3104-1205 WORKERS COMP	1,242.00	144.50	0.00	578.00	0.00	664.00	46.54
100-5-3104-1209 HEALTH INSURANCE	17,757.00	1,479.60	0.00	17,657.84	0.00	99.16	99.44
<b>TOTAL OTHER TAXES</b>	<b>32,617.00</b>	<b>3,199.46</b>	<b>0.00</b>	<b>31,063.77</b>	<b>0.00</b>	<b>1,553.23</b>	<b>95.24</b>

<b>TOTAL SALARIES &amp; BENEFITS</b>	<b>107,323.00</b>	<b>12,087.78</b>	<b>0.00</b>	<b>103,963.97</b>	<b>0.00</b>	<b>3,359.03</b>	<b>96.87</b>
--------------------------------------	-------------------	------------------	-------------	-------------------	-------------	-----------------	--------------

OPERATING EXPENSES

100-5-3104-2301 DUES & MEMBERSHIPS	250.00	0.00	0.00	150.00	0.00	100.00	60.00
100-5-3104-2302 TRAINING & MILEAGE REIMB	1,000.00	0.00	0.00	1,137.45	0.00	( 137.45)	113.75
100-5-3104-2303 BONDS & INSURANCE	570.00	0.00	0.00	926.55	0.00	( 356.55)	162.55
100-5-3104-2305 CONTRACT SERVICES	0.00	0.00	0.00	0.00	0.00	0.00	0.00
<b>TOTAL OPERATING EXPENSES</b>	<b>1,820.00</b>	<b>0.00</b>	<b>0.00</b>	<b>2,214.00</b>	<b>0.00</b>	<b>( 394.00)</b>	<b>121.65</b>

SUPPLIES

100-5-3104-3101 SUPPLIES	1,200.00	0.00	0.00	152.65	0.00	1,047.35	12.72
100-5-3104-3107 REPAIRS	2,000.00	0.00	0.00	2,373.65	0.00	( 373.65)	118.68
100-5-3104-3202 FUEL	6,500.00	350.99	0.00	5,960.12	0.00	539.88	91.69
100-5-3104-3604 UNIFORMS	200.00	0.00	0.00	0.00	0.00	200.00	0.00
100-5-3104-3702 OSSF SUPPLIES	2,000.00	610.77	0.00	2,810.47	0.00	( 810.47)	140.52
<b>TOTAL SUPPLIES</b>	<b>11,900.00</b>	<b>961.76</b>	<b>0.00</b>	<b>11,296.89</b>	<b>0.00</b>	<b>603.11</b>	<b>94.93</b>

CAPITAL OUTLAY

100-5-3104-4101 CAPITAL OUTLAY	0.00	0.00	0.00	0.00	0.00	0.00	0.00
<b>TOTAL CAPITAL OUTLAY</b>	<b>0.00</b>	<b>0.00</b>	<b>0.00</b>	<b>0.00</b>	<b>0.00</b>	<b>0.00</b>	<b>0.00</b>

DEBT SERVICE

100-5-3104-8103 CAPITAL LEASE	0.00	0.00	0.00	0.00	0.00	0.00	0.00
<b>TOTAL DEBT SERVICE</b>	<b>0.00</b>	<b>0.00</b>	<b>0.00</b>	<b>0.00</b>	<b>0.00</b>	<b>0.00</b>	<b>0.00</b>

<b>TOTAL HEALTH &amp; SAFETY</b>	<b>121,043.00</b>	<b>13,049.54</b>	<b>0.00</b>	<b>117,474.86</b>	<b>0.00</b>	<b>3,568.14</b>	<b>97.05</b>
----------------------------------	-------------------	------------------	-------------	-------------------	-------------	-----------------	--------------

EXPENDITURES REPORT (UNAUDITED)

AS OF: SEPTEMBER 30TH, 2025

100-GENERAL FUND  
PUBLIC SAFETY  
ANIMAL CONTROL/ESTRAY

% OF YEAR COMPLETED: 100.00

DEPARTMENTAL EXPENDITURES	CURRENT BUDGET	CURRENT PERIOD	PRIOR YEAR PO ADJUST.	Y-T-D ACTUAL	Y-T-D ENCUMBRANCE	BUDGET BALANCE	% OF BUDGET
---------------------------	----------------	----------------	-----------------------	--------------	-------------------	----------------	-------------

SALARIES & BENEFITS

SALARIES & WAGES

100-5-3106-1105 STAFF WAGES	47,643.00	5,974.96	0.00	47,781.20	0.00 (	138.20)	100.29
100-5-3106-1115 RABIES OFFICER	2,510.00	308.90	0.00	2,519.47	0.00 (	9.47)	100.38
100-5-3106-1122 COUNTY LONGEVITY PAY	900.00	0.00	0.00	1,000.00	0.00 (	100.00)	111.11
100-5-3106-1155 OVERTIME WAGES	0.00	0.00	0.00	0.00	0.00	0.00	0.00
TOTAL SALARIES & WAGES	51,053.00	6,283.86	0.00	51,300.67	0.00 (	247.67)	100.49

BENEFITS

100-5-3106-1201 SOCIAL SECURITY & MEDICARE	3,906.00	449.38	0.00	3,674.14	0.00	231.86	94.06
100-5-3106-1202 UNEMPLOYMENT TAX	92.00	20.76	0.00	78.70	0.00	13.30	85.54
100-5-3106-1203 RETIREMENT	5,167.00	635.93	0.00	5,192.29	0.00 (	25.29)	100.49
100-5-3106-1204 RETIREMENT LIFE INSURANCE	143.00	17.59	0.00	151.06	0.00 (	8.06)	105.64
100-5-3106-1205 WORKERS COMP	849.00	346.75	0.00	1,387.00	0.00 (	538.00)	163.37
100-5-3106-1209 HEALTH INSURANCE	12,501.00	1,041.88	0.00	12,402.34	0.00	98.66	99.21
TOTAL OTHER TAXES	22,658.00	2,512.29	0.00	22,885.53	0.00 (	227.53)	101.00

TOTAL SALARIES & BENEFITS	73,711.00	8,796.15	0.00	74,186.20	0.00 (	475.20)	100.64
---------------------------	-----------	----------	------	-----------	--------	---------	--------

OPERATING EXPENSES

100-5-3106-2301 DUES & MEMBERSHIPS	0.00	0.00	0.00	0.00	0.00	0.00	0.00
100-5-3106-2302 TRAINING & MILEAGE REIMB	1,500.00	0.00	0.00	1,398.48	0.00	101.52	93.23
100-5-3106-2303 BONDS & INSURANCE	750.00	0.00	0.00	1,244.55	0.00 (	494.55)	165.94
100-5-3106-2305 CONTRACT SERVICES	7,000.00	2,289.50	0.00	5,307.18	0.00	1,692.82	75.82
TOTAL OPERATING EXPENSES	9,250.00	2,289.50	0.00	7,950.21	0.00	1,299.79	85.95

SUPPLIES

100-5-3106-3101 SUPPLIES	2,000.00	18.00	0.00	1,001.28	0.00	998.72	50.06
100-5-3106-3104 TELEPHONE	600.00	45.84	0.00	550.14	0.00	49.86	91.69
100-5-3106-3107 REPAIRS	2,000.00	384.95	0.00	6,281.43	0.00 (	4,281.43)	314.07
100-5-3106-3202 FUEL	5,500.00	532.77	0.00	6,098.83	0.00 (	598.83)	110.89
TOTAL SUPPLIES	10,100.00	981.56	0.00	13,931.68	0.00 (	3,831.68)	137.94

CAPITAL OUTLAY

100-5-3106-4101 CAPITAL OUTLAY	0.00	0.00	0.00	0.00	0.00	0.00	0.00
TOTAL CAPITAL OUTLAY	0.00	0.00	0.00	0.00	0.00	0.00	0.00

DEBT SERVICE

100-5-3106-8103 CAPITAL LEASE	0.00	0.00	0.00	0.00	0.00	0.00	0.00
TOTAL DEBT SERVICE	0.00	0.00	0.00	0.00	0.00	0.00	0.00

TOTAL ANIMAL CONTROL/ESTRAY	93,061.00	12,067.21	0.00	96,068.09	0.00 (	3,007.09)	103.23
-----------------------------	-----------	-----------	------	-----------	--------	-----------	--------

HILL COUNTY, TEXAS  
 EXPENDITURES REPORT (UNAUDITED)  
 AS OF: SEPTEMBER 30TH, 2025

100-GENERAL FUND

PUBLIC SAFETY

% OF YEAR COMPLETED: 100.00

SCHOOL RESOURCE OFFICERS

DEPARTMENTAL EXPENDITURES	CURRENT BUDGET	CURRENT PERIOD	PRIOR YEAR PO ADJUST.	Y-T-D ACTUAL	Y-T-D ENCUMBRANCE	BUDGET BALANCE	% OF BUDGET
---------------------------	----------------	----------------	-----------------------	--------------	-------------------	----------------	-------------

SALARIES & BENEFITS

SALARIES & WAGES

100-5-3108-1105 STAFF WAGES	68,636.00	0.00	0.00	46,758.31	0.00	21,877.69	68.13
100-5-3108-1122 COUNTY LONGEVITY	225.00	0.00	0.00	225.00	0.00	0.00	100.00
100-5-3108-1123 CERTIFICATION PAY	0.00	0.00	0.00	0.00	0.00	0.00	0.00
100-5-3108-1124 SPECIALIZED SKILLS PAY	0.00	0.00	0.00	0.00	0.00	0.00	0.00
100-5-3108-1155 OVERTIME WAGES	0.00	0.00	0.00	2,469.19	0.00	( 2,469.19)	0.00
TOTAL SALARIES & WAGES	68,861.00	0.00	0.00	49,452.50	0.00	19,408.50	71.81

BENEFITS

100-5-3108-1201 SOCIAL SERVCURITY & MEDICAR	5,268.00	0.00	0.00	3,780.63	0.00	1,487.37	71.77
100-5-3108-1202 UNEMPLOYMENT TAX	124.00	0.00	0.00	48.92	0.00	75.08	39.45
100-5-3108-1203 RETIREMENT	6,969.00	0.00	0.00	5,006.21	0.00	1,962.79	71.84
100-5-3108-1204 RETIREMENT LIFE INSURANCE	193.00	0.00	0.00	149.34	0.00	43.66	77.38
100-5-3108-1205 WORKERS COMP	1,145.00	0.00	0.00	0.00	0.00	1,145.00	0.00
100-5-3108-1209 HEALTH INSURANCE	8,158.00	0.00	0.00	5,741.00	0.00	2,417.00	70.37
TOTAL OTHER TAXES	21,857.00	0.00	0.00	14,726.10	0.00	7,130.90	67.37

TOTAL SALARIES & BENEFITS	90,718.00	0.00	0.00	64,178.60	0.00	26,539.40	70.75
---------------------------	-----------	------	------	-----------	------	-----------	-------

OPERATING EXPENSES

100-5-3108-2302 TRAINING AND MILEAGE	4,500.00	0.00	0.00	0.00	0.00	4,500.00	0.00
100-5-3108-2303 BONDS AND INSURANCE	1,000.00	0.00	0.00	1,324.18	0.00	( 324.18)	132.42
TOTAL OPERATING EXPENSES	5,500.00	0.00	0.00	1,324.18	0.00	4,175.82	24.08

SUPPLIES

100-5-3108-3104 TELEPHONE	0.00	0.00	0.00	376.98	0.00	( 376.98)	0.00
100-5-3108-3107 REPAIRS	7,026.00	0.00	0.00	6,146.32	0.00	879.68	87.48
100-5-3108-3202 FUEL	5,500.00	( 220.01)	0.00	2,797.66	0.00	2,702.34	50.87
100-5-3108-3604 UNIFORMS	1,000.00	0.00	0.00	0.00	0.00	1,000.00	0.00
TOTAL SUPPLIES	13,526.00	( 220.01)	0.00	9,320.96	0.00	4,205.04	68.91

TOTAL SCHOOL RESOURCE OFFICERS	109,744.00	( 220.01)	0.00	74,823.74	0.00	34,920.26	68.18
--------------------------------	------------	-----------	------	-----------	------	-----------	-------

HILL COUNTY, TEXAS  
 EXPENDITURES REPORT (UNAUDITED)  
 AS OF: SEPTEMBER 30TH, 2025

100-GENERAL FUND

PUBLIC SAFETY

% OF YEAR COMPLETED: 100.00

911 DISPATCH

DEPARTMENTAL EXPENDITURES	CURRENT BUDGET	CURRENT PERIOD	PRIOR YEAR PO ADJUST.	Y-T-D ACTUAL	Y-T-D ENCUMBRANCE	BUDGET BALANCE	% OF BUDGET
---------------------------	----------------	----------------	-----------------------	--------------	-------------------	----------------	-------------

SALARIES & BENEFITS

SALARIES & WAGES

100-5-3203-1101 SALARY	0.00	0.00	0.00	0.00	0.00	0.00	0.00
100-5-3203-1105 STAFF WAGES	482,182.00	53,444.42	0.00	463,436.93	0.00	18,745.07	96.11
100-5-3203-1106 PART-TIME WAGES	38,632.00	1,467.40	0.00	5,864.14	0.00	32,767.86	15.18
100-5-3203-1122 COUNTY LONGEVITY	938.00	0.00	0.00	675.00	0.00	263.00	71.96
100-5-3203-1123 CERTIFICATION PAY	0.00	0.00	0.00	0.00	0.00	0.00	0.00
100-5-3203-1124 SPECIALIZED SKILLS PAY	0.00	0.00	0.00	0.00	0.00	0.00	0.00
100-5-3203-1155 OVERTIME WAGES	<u>87,000.00</u>	<u>7,921.43</u>	<u>0.00</u>	<u>81,414.59</u>	<u>0.00</u>	<u>5,585.41</u>	<u>93.58</u>
TOTAL SALARIES & WAGES	608,752.00	62,833.25	0.00	551,390.66	0.00	57,361.34	90.58

BENEFITS

100-5-3203-1201 SOCIAL SECURITY & MEDICARE	39,914.00	4,675.29	0.00	41,059.11	0.00 (	1,145.11)	102.87
100-5-3203-1202 UNEMPLOYMENT TAX	939.00	205.46	0.00	1,579.65	0.00 (	640.65)	168.23
100-5-3203-1203 RETIREMENT	52,801.00	6,358.74	0.00	55,814.84	0.00 (	3,013.84)	105.71
100-5-3203-1204 RETIREMENT LIFE INSURANCE	1,461.00	175.91	0.00	1,626.88	0.00 (	165.88)	111.35
100-5-3203-1205 WORKERS COMP	8,677.00	264.14	0.00	1,056.56	0.00	7,620.44	12.18
100-5-3203-1209 HEALTH INSURANCE	<u>99,867.00</u>	<u>6,454.94</u>	<u>0.00</u>	<u>87,231.07</u>	<u>0.00</u>	<u>12,635.93</u>	<u>87.35</u>
TOTAL OTHER TAXES	203,659.00	18,134.48	0.00	188,368.11	0.00	15,290.89	92.49

TOTAL SALARIES & BENEFITS	812,411.00	80,967.73	0.00	739,758.77	0.00	72,652.23	91.06
---------------------------	------------	-----------	------	------------	------	-----------	-------

OPERATING EXPENSES

100-5-3203-2101 TELETYPE	0.00	0.00	0.00	0.00	0.00	0.00	0.00
100-5-3203-2302 TRAINING MILEAGE & REIMB	4,000.00	39.44	0.00	493.04	0.00	3,506.96	12.33
100-5-3203-2303 BONDS & INSURANCE	1,500.00	0.00	0.00	1,423.20	0.00	76.80	94.88
100-5-3203-2305 CONTRACT SERVICES	<u>1,700.00</u>	<u>563.00</u>	<u>0.00</u>	<u>687.00</u>	<u>0.00</u>	<u>1,013.00</u>	<u>40.41</u>
TOTAL OPERATING EXPENSES	7,200.00	602.44	0.00	2,603.24	0.00	4,596.76	36.16

SUPPLIES

100-5-3203-3101 SUPPLIES	2,000.00	0.00	0.00	128.99	0.00	1,871.01	6.45
100-5-3203-3104 TELEPHONE	50,000.00	6,735.56	0.00	79,477.18	0.00 (	29,477.18)	158.95
100-5-3203-3107 REPAIRS	500.00	0.00	0.00	0.00	0.00	500.00	0.00
100-5-3203-3110 MISCELLANEOUS	1,500.00	0.00	0.00	0.00	0.00	1,500.00	0.00
100-5-3203-3202 FUEL	<u>0.00</u>	<u>0.00</u>	<u>0.00</u>	<u>0.00</u>	<u>0.00</u>	<u>0.00</u>	<u>0.00</u>
TOTAL SUPPLIES	54,000.00	6,735.56	0.00	79,606.17	0.00 (	25,606.17)	147.42

CAPITAL OUTLAY

100-5-3203-4101 CAPITAL OUTLAY	<u>0.00</u>	<u>0.00</u>	<u>0.00</u>	<u>0.00</u>	<u>0.00</u>	<u>0.00</u>	<u>0.00</u>
TOTAL CAPITAL OUTLAY	0.00	0.00	0.00	0.00	0.00	0.00	0.00

TOTAL 911 DISPATCH	873,611.00	88,305.73	0.00	821,968.18	0.00	51,642.82	94.09
--------------------	------------	-----------	------	------------	------	-----------	-------

HILL COUNTY, TEXAS  
 EXPENDITURES REPORT (UNAUDITED)  
 AS OF: SEPTEMBER 30TH, 2025

100-GENERAL FUND  
 PUBLIC SAFETY  
 EMERGENCY MANAGEMENT

% OF YEAR COMPLETED: 100.00

DEPARTMENTAL EXPENDITURES	CURRENT BUDGET	CURRENT PERIOD	PRIOR YEAR PO ADJUST.	Y-T-D ACTUAL	Y-T-D ENCUMBRANCE	BUDGET BALANCE	% OF BUDGET
---------------------------	----------------	----------------	-----------------------	--------------	-------------------	----------------	-------------

SALARIES & BENEFITS

SALARIES & WAGES

100-5-3301-1104 DEPARTMENT HEAD SALARY	73,910.00	22,688.92	0.00	87,541.72	0.00 (	13,631.72)	118.44
100-5-3301-1105 STAFF WAGES	88,808.00	8,632.32	0.00	74,683.51	0.00	14,124.49	84.10
100-5-3301-1106 PART-TIME WAGES	6,259.00	0.00	0.00	6,258.33	0.00	0.67	99.99
100-5-3301-1116 FLOOD PLAIN SUPPLEMENT	7,500.00	775.87	0.00	7,356.41	0.00	143.59	98.09
100-5-3301-1122 COUNTY LONGEVITY	2,463.00	0.00	0.00	2,275.00	0.00	188.00	92.37
100-5-3301-1155 OVERTIME WAGES	0.00	0.00	0.00	0.00	0.00	0.00	0.00
TOTAL SALARIES & WAGES	178,940.00	32,097.11	0.00	178,114.97	0.00	825.03	99.54

BENEFITS

100-5-3301-1201 SOCIAL SECURITY & MEDICARE	13,689.00	2,450.31	0.00	13,289.83	0.00	399.17	97.08
100-5-3301-1202 UNEMPLOYMENT TAX	311.00	62.82	0.00	238.58	0.00	72.42	76.71
100-5-3301-1203 RETIREMENT	18,126.00	3,248.24	0.00	18,105.02	0.00	20.98	99.88
100-5-3301-1204 RETIREMENT LIFE INSURANCE	504.00	89.85	0.00	525.70	0.00 (	21.70)	104.31
100-5-3301-1205 WORKERS COMP	2,874.00	219.53	0.00	878.12	0.00	1,995.88	30.55
100-5-3301-1209 HEALTH INSURANCE	24,236.00	682.61	0.00	17,661.38	0.00	6,574.62	72.87
TOTAL OTHER TAXES	59,740.00	6,753.36	0.00	50,698.63	0.00	9,041.37	84.87

TOTAL SALARIES & BENEFITS	238,680.00	38,850.47	0.00	228,813.60	0.00	9,866.40	95.87
---------------------------	------------	-----------	------	------------	------	----------	-------

OPERATING EXPENSES

100-5-3301-2301 DUES & MEMBERSHIPS	750.00	0.00	0.00	100.00	0.00	650.00	13.33
100-5-3301-2302 TRAINING & MILEAGE REIMB	6,000.00	0.00	0.00	988.18	0.00	5,011.82	16.47
100-5-3301-2303 BONDS & INSURANCE	1,471.00	12.95	0.00	4,347.95	0.00 (	2,876.95)	295.58
100-5-3301-2305 CONTRACT SERVICES	15,000.00	0.00	0.00	15,415.13	0.00 (	415.13)	102.77
TOTAL OPERATING EXPENSES	23,221.00	12.95	0.00	20,851.26	0.00	2,369.74	89.79

SUPPLIES

100-5-3301-3101 EMC SUPPLIES	6,000.00	2,008.72	0.00	6,904.94	0.00 (	904.94)	115.08
100-5-3301-3104 TELEPHONE	5,500.00	500.18	0.00	5,566.25	0.00 (	66.25)	101.20
100-5-3301-3107 REPAIRS	27,000.00	119.88	0.00	23,089.34	0.00	3,910.66	85.52
100-5-3301-3201 UTILITIES-RADIO TOWERS	0.00	0.00	0.00	0.00	0.00	0.00	0.00
100-5-3301-3202 FUEL	12,000.00	794.35	0.00	7,726.89	0.00	4,273.11	64.39
100-5-3301-3602 RADIO	243,404.00	7,000.20	0.00	239,867.93	0.00	3,536.07	98.55
100-5-3301-3603 SECURITY EQUIPMENT	2,000.00	0.00	0.00	1,909.83	0.00	90.17	95.49
100-5-3301-3604 UNIFORM EXPENSE	2,500.00	440.60	0.00	1,363.22	0.00	1,136.78	54.53
100-5-3301-3701 DRONE REPAIRS & SUPPLIES	0.00	0.00	0.00	0.00	0.00	0.00	0.00
100-5-3301-3702 CERT Volunteer Supplies/Exp	300.00	0.00	0.00	0.00	0.00	300.00	0.00
TOTAL SUPPLIES	298,704.00	10,863.93	0.00	286,428.40	0.00	12,275.60	95.89

CAPITAL OUTLAY

100-5-3301-4101 CAPITAL OUTLAY	10,000.00	1,594.88	0.00	6,394.88	0.00	3,605.12	63.95
100-5-3301-4102 RADIO INFRASTRUCTURE/EQUIP	0.00	0.00	0.00	0.00	0.00	0.00	0.00
TOTAL CAPITAL OUTLAY	10,000.00	1,594.88	0.00	6,394.88	0.00	3,605.12	63.95

HILL COUNTY, TEXAS  
 EXPENDITURES REPORT (UNAUDITED)  
 AS OF: SEPTEMBER 30TH, 2025

100-GENERAL FUND  
 PUBLIC SAFETY  
 EMERGENCY MANAGEMENT

% OF YEAR COMPLETED: 100.00

DEPARTMENTAL EXPENDITURES	CURRENT BUDGET	CURRENT PERIOD	PRIOR YEAR PO ADJUST.	Y-T-D ACTUAL	Y-T-D ENCUMBRANCE	BUDGET BALANCE	% OF BUDGET
<u>DEBT SERVICE</u>							
100-5-3301-8103 CAPITAL LEASE	15,865.00	0.00	0.00	15,864.69	0.00	0.31	100.00
TOTAL DEBT SERVICE	15,865.00	0.00	0.00	15,864.69	0.00	0.31	100.00
<hr/>							
TOTAL EMERGENCY MANAGEMENT	586,470.00	51,322.23	0.00	558,352.83	0.00	28,117.17	95.21
<hr/>							
TOTAL PUBLIC SAFETY	6,516,981.00	686,667.79	0.00	5,812,397.80	0.	0.00	89.19

HILL COUNTY, TEXAS  
 EXPENDITURES REPORT (UNAUDITED)  
 AS OF: SEPTEMBER 30TH, 2025

100-GENERAL FUND

CORRECTIONS&REHABILITATI  
 JAIL

% OF YEAR COMPLETED: 100.00

DEPARTMENTAL EXPENDITURES	CURRENT BUDGET	CURRENT PERIOD	PRIOR YEAR PO ADJUST.	Y-T-D ACTUAL	Y-T-D ENCUMBRANCE	BUDGET BALANCE	% OF BUDGET
---------------------------	----------------	----------------	-----------------------	--------------	-------------------	----------------	-------------

SALARIES & BENEFITS

SALARIES & WAGES

100-5-4101-1105 STAFF WAGES	2,215,615.00	235,585.69	0.00	2,023,810.39	0.00	191,804.61	91.34
100-5-4101-1122 COUNTY LONGEVITY PAY	8,625.00	0.00	0.00	8,625.00	0.00	0.00	100.00
100-5-4101-1123 CERTIFICATION PAY	0.00	0.00	0.00	0.00	0.00	0.00	0.00
100-5-4101-1124 SPECIALIZED SKILLS PAY	0.00	0.00	0.00	0.00	0.00	0.00	0.00
100-5-4101-1155 OVERTIME WAGES	38,000.00	285.53	0.00	36,695.38	0.00	1,304.62	96.57
<b>TOTAL SALARIES &amp; WAGES</b>	<b>2,262,240.00</b>	<b>235,871.22</b>	<b>0.00</b>	<b>2,069,130.77</b>	<b>0.00</b>	<b>193,109.23</b>	<b>91.46</b>

BENEFITS

100-5-4101-1201 SOCIAL SECURITY & MEDICARE	170,154.00	17,519.11	0.00	155,070.56	0.00	15,083.44	91.14
100-5-4101-1202 UNEMPLOYMENT TAX	4,111.00	781.55	0.00	4,330.84	0.00	( 219.84)	105.35
100-5-4101-1203 RETIREMENT	225,093.00	23,870.24	0.00	209,506.44	0.00	15,586.56	93.08
100-5-4101-1204 RETIREMENT LIFE INSURANCE	6,228.00	660.43	0.00	6,100.66	0.00	127.34	97.96
100-5-4101-1205 WORKERS COMP	37,978.00	10,466.23	0.00	41,863.74	0.00	( 3,885.74)	110.23
100-5-4101-1209 HEALTH INSURANCE	347,417.00	28,686.50	0.00	316,188.99	0.00	31,228.01	91.01
<b>TOTAL OTHER TAXES</b>	<b>790,981.00</b>	<b>81,984.06</b>	<b>0.00</b>	<b>733,061.23</b>	<b>0.00</b>	<b>57,919.77</b>	<b>92.68</b>

<b>TOTAL SALARIES &amp; BENEFITS</b>	<b>3,053,221.00</b>	<b>317,855.28</b>	<b>0.00</b>	<b>2,802,192.00</b>	<b>0.00</b>	<b>251,029.00</b>	<b>91.78</b>
--------------------------------------	---------------------	-------------------	-------------	---------------------	-------------	-------------------	--------------

OPERATING EXPENSES

100-5-4101-2302 TRAINING & MILEAGE REIMB	18,000.00	0.00	0.00	17,352.46	0.00	647.54	96.40
100-5-4101-2303 BONDS & INSURANCE	50,050.00	0.00	0.00	62,982.09	0.00	( 12,932.09)	125.84
100-5-4101-2305 CONTRACT SERVICES	35,000.00	726.00	0.00	29,783.12	0.00	5,216.88	85.09
100-5-4101-2414 INMATE MEDICAL EXPENSE	0.00	0.00	0.00	0.00	0.00	0.00	0.00
<b>TOTAL OPERATING EXPENSES</b>	<b>103,050.00</b>	<b>726.00</b>	<b>0.00</b>	<b>110,117.67</b>	<b>0.00</b>	<b>( 7,067.67)</b>	<b>106.86</b>

SUPPLIES

100-5-4101-3101 JAIL SUPPLIES	1,000.00	185.76	0.00	5,052.99	0.00	( 4,052.99)	505.30
100-5-4101-3103 MACHINE & EQUIPMENT RENTAL	6,000.00	870.20	0.00	4,765.30	0.00	1,234.70	79.42
100-5-4101-3107 JAIL REPAIRS	70,000.00	11,876.06	0.00	82,417.76	0.00	( 12,417.76)	117.74
100-5-4101-3110 JAIL MISCELLANEOUS	1,000.00	0.00	0.00	0.00	0.00	1,000.00	0.00
100-5-4101-3201 UTILITIES	125,000.00	27,507.56	0.00	167,341.56	0.00	( 42,341.56)	133.87
100-5-4101-3202 FUEL	25,000.00	1,470.30	0.00	14,247.84	0.00	10,752.16	56.99
100-5-4101-3301 INMATE FOOD	275,000.00	26,283.87	0.00	292,836.02	0.00	( 17,836.02)	106.49
100-5-4101-3401 INMATE LAW LIBRARY	0.00	0.00	0.00	0.00	0.00	0.00	0.00
100-5-4101-3604 JAIL UNIFORMS	16,000.00	921.93	0.00	2,410.81	0.00	13,589.19	15.07
100-5-4101-3701 JAIL OTHER SUPPLIES	30,000.00	5,652.70	0.00	43,506.27	0.00	( 13,506.27)	145.02
<b>TOTAL SUPPLIES</b>	<b>549,000.00</b>	<b>74,768.38</b>	<b>0.00</b>	<b>612,578.55</b>	<b>0.00</b>	<b>( 63,578.55)</b>	<b>111.58</b>

CAPITAL OUTLAY

100-5-4101-4101 CAPITAL OUTLAY	0.00	0.00	0.00	5,419.85	0.00	( 5,419.85)	0.00
<b>TOTAL CAPITAL OUTLAY</b>	<b>0.00</b>	<b>0.00</b>	<b>0.00</b>	<b>5,419.85</b>	<b>0.00</b>	<b>( 5,419.85)</b>	<b>0.00</b>

HILL COUNTY, TEXAS  
 EXPENDITURES REPORT (UNAUDITED)  
 AS OF: SEPTEMBER 30TH, 2025

100-GENERAL FUND

CORRECTIONS&REHABILITATI

% OF YEAR COMPLETED: 100.00

JAIL

DEPARTMENTAL EXPENDITURES	CURRENT BUDGET	CURRENT PERIOD	PRIOR YEAR PO ADJUST.	Y-T-D ACTUAL	Y-T-D ENCUMBRANCE	BUDGET BALANCE	% OF BUDGET
<u>DEBT SERVICE</u>							
100-5-4101-8103 CAPITAL LEASE PAYMENTS	18,541.00	0.00	0.00	18,541.27	0.00 (	0.27)	100.00
TOTAL DEBT SERVICE	18,541.00	0.00	0.00	18,541.27	0.00 (	0.27)	100.00
TOTAL JAIL	3,723,812.00	393,349.66	0.00	3,548,849.34	0.00	174,962.66	95.30
TOTAL CORRECTIONS&REHABILITATI	3,723,812.00	393,349.66	0.00	3,548,849.34	0.	0.00	95.30

HILL COUNTY, TEXAS  
 EXPENDITURES REPORT (UNAUDITED)  
 AS OF: SEPTEMBER 30TH, 2025

100-GENERAL FUND

HEALTH & HUMAN SERVICES  
 PUBLIC ASSISTANCE

% OF YEAR COMPLETED: 100.00

DEPARTMENTAL EXPENDITURES	CURRENT BUDGET	CURRENT PERIOD	PRIOR YEAR PO ADJUST.	Y-T-D ACTUAL	Y-T-D ENCUMBRANCE	BUDGET BALANCE	% OF BUDGET
<u>SALARIES &amp; BENEFITS</u>							
<u>SALARIES &amp; WAGES</u>							
100-5-5301-1104 DEPARTMENT HEAD SALARY	0.00	0.00	0.00	0.00	0.00	0.00	0.00
100-5-5301-1105 CHILD WELFARE EMPLOYEE	0.00	0.00	0.00	0.00	0.00	0.00	0.00
100-5-5301-1115 RABIES OFFICER	0.00	0.00	0.00	0.00	0.00	0.00	0.00
100-5-5301-1155 OVERTIME WAGES	0.00	0.00	0.00	0.00	0.00	0.00	0.00
TOTAL SALARIES & WAGES	0.00	0.00	0.00	0.00	0.00	0.00	0.00
<u>BENEFITS</u>							
100-5-5301-1201 SOCIAL SECURITY & MEDICARE	0.00	0.00	0.00	0.00	0.00	0.00	0.00
100-5-5301-1202 UNEMPLOYMENT TAX	0.00	0.00	0.00	0.00	0.00	0.00	0.00
100-5-5301-1203 RETIREMENT	0.00	0.00	0.00	0.00	0.00	0.00	0.00
100-5-5301-1204 RETIREMENT LIFE INSURANCE	0.00	0.00	0.00	0.00	0.00	0.00	0.00
100-5-5301-1205 WORKERS COMP	0.00	0.00	0.00	0.00	0.00	0.00	0.00
100-5-5301-1209 HEALTH INSURANCE	0.00	0.00	0.00	0.00	0.00	0.00	0.00
TOTAL OTHER TAXES	0.00	0.00	0.00	0.00	0.00	0.00	0.00
TOTAL SALARIES & BENEFITS	0.00	0.00	0.00	0.00	0.00	0.00	0.00
<u>OPERATING EXPENSES</u>							
100-5-5301-2302 TRAVEL & MILEAGE REIMB	0.00	0.00	0.00	0.00	0.00	0.00	0.00
100-5-5301-2410 AUTOPSY & TRANSPORT	182,848.00	7,493.00	0.00	187,281.00	0.00	(4,433.00)	102.42
TOTAL OPERATING EXPENSES	182,848.00	7,493.00	0.00	187,281.00	0.00	(4,433.00)	102.42
<u>SUPPLIES</u>							
100-5-5301-3101 SUPPLIES	0.00	0.00	0.00	0.00	0.00	0.00	0.00
100-5-5301-3104 TELEPHONE	0.00	0.00	0.00	0.03	0.00	(0.03)	0.00
TOTAL SUPPLIES	0.00	0.00	0.00	0.03	0.00	(0.03)	0.00
<u>OTHER COSTS</u>							
100-5-5301-7202 CHILD WELFARE	20,000.00	0.00	0.00	20,000.00	0.00	0.00	100.00
100-5-5301-7203 MENTAL HEALTH & AGING	17,886.00	10,000.00	0.00	13,876.03	0.00	4,009.97	77.58
100-5-5301-7204 PUBLIC HEALTH DEPT	0.00	0.00	0.00	0.00	0.00	0.00	0.00
100-5-5301-7205 MEALS ON WHEELS	10,000.00	0.00	0.00	10,000.00	0.00	0.00	100.00
100-5-5301-7206 CELL BLOCK MUSEUM	0.00	0.00	0.00	0.00	0.00	0.00	0.00
100-5-5301-7208 HILL COUNTY FAIR GROUNDS	0.00	0.00	0.00	0.00	0.00	0.00	0.00
100-5-5301-7209 CASA-CT APPOINTED SPEC ADVO	30,000.00	0.00	0.00	30,000.00	0.00	0.00	100.00
100-5-5301-7215 HOTCOG BLUE BUS PROGRAM	0.00	0.00	0.00	0.00	0.00	0.00	0.00
100-5-5301-7303 MENTAL ILLNESS	6,500.00	0.00	0.00	6,077.00	0.00	423.00	93.49
TOTAL OTHER COSTS	84,386.00	10,000.00	0.00	79,953.03	0.00	4,432.97	94.75
TOTAL PUBLIC ASSISTANCE	267,234.00	17,493.00	0.00	267,234.06	0.00	(0.06)	100.00

HILL COUNTY, TEXAS  
 EXPENDITURES REPORT (UNAUDITED)  
 AS OF: SEPTEMBER 30TH, 2025

100-GENERAL FUND

HEALTH & HUMAN SERVICES

% OF YEAR COMPLETED: 100.00

VETERANS SERV.OFF

DEPARTMENTAL EXPENDITURES	CURRENT BUDGET	CURRENT PERIOD	PRIOR YEAR PO ADJUST.	Y-T-D ACTUAL	Y-T-D ENCUMBRANCE	BUDGET BALANCE	% OF BUDGET
---------------------------	----------------	----------------	-----------------------	--------------	-------------------	----------------	-------------

SALARIES & BENEFITS

SALARIES & WAGES

100-5-5302-1101 SALARY	0.00	0.00	0.00	0.00	0.00	0.00	0.00
100-5-5302-1104 DEPARTMENT HEAD SALARY	43,226.00	5,441.12	0.00	43,363.52	0.00 (	137.52)	100.32
100-5-5302-1105 STAFF WAGES	0.00	0.00	0.00	0.00	0.00	0.00	0.00
100-5-5302-1122 COUNTY LONGEVITY	1,200.00	0.00	0.00	1,200.00	0.00	0.00	100.00
100-5-5302-1155 OVERTIME WAGES	0.00	0.00	0.00	0.00	0.00	0.00	0.00
<b>TOTAL SALARIES &amp; WAGES</b>	<b>44,426.00</b>	<b>5,441.12</b>	<b>0.00</b>	<b>44,563.52</b>	<b>0.00 (</b>	<b>137.52)</b>	<b>100.31</b>

BENEFITS

100-5-5302-1201 SOCIAL SECURITY & MEDICARE	3,399.00	361.90	0.00	3,268.17	0.00	130.83	96.15
100-5-5302-1202 UNEMPLOYMENT TAX	80.00	17.88	0.00	68.67	0.00	11.33	85.84
100-5-5302-1203 RETIREMENT	4,496.00	550.65	0.00	4,509.90	0.00 (	13.90)	100.31
100-5-5302-1204 RETIREMENT LIFE INSURANCE	124.00	15.24	0.00	131.41	0.00 (	7.41)	105.98
100-5-5302-1205 WORKERS COMP	739.00	20.35	0.00	81.40	0.00	657.60	11.01
100-5-5302-1209 HEALTH INSURANCE	12,501.00	1,479.84	0.00	12,840.30	0.00 (	339.30)	102.71
<b>TOTAL OTHER TAXES</b>	<b>21,339.00</b>	<b>2,445.86</b>	<b>0.00</b>	<b>20,899.85</b>	<b>0.00</b>	<b>439.15</b>	<b>97.94</b>

<b>TOTAL SALARIES &amp; BENEFITS</b>	<b>65,765.00</b>	<b>7,886.98</b>	<b>0.00</b>	<b>65,463.37</b>	<b>0.00</b>	<b>301.63</b>	<b>99.54</b>
--------------------------------------	------------------	-----------------	-------------	------------------	-------------	---------------	--------------

OPERATING EXPENSES

100-5-5302-2302 TRAINING & MILEAGE REIMB	1,500.00	264.44	0.00	264.44	0.00	1,235.56	17.63
100-5-5302-2303 BONDS & INSURANCE	1,200.00	76.00	0.00	493.00	0.00	707.00	41.08
<b>TOTAL OPERATING EXPENSES</b>	<b>2,700.00</b>	<b>340.44</b>	<b>0.00</b>	<b>757.44</b>	<b>0.00</b>	<b>1,942.56</b>	<b>28.05</b>

SUPPLIES

100-5-5302-3101 SUPPLIES	1,000.00	0.00	0.00	815.27	0.00	184.73	81.53
100-5-5302-3102 POSTAGE	250.00	145.25	0.00	322.90	0.00 (	72.90)	129.16
100-5-5302-3103 SOFTWARE & MAINTENANCE	750.00	0.00	0.00	495.00	0.00	255.00	66.00
100-5-5302-3104 TELEPHONE	970.00	86.00	0.00	728.49	0.00	241.51	75.10
100-5-5302-3107 VEHICLE REPAIRS	1,500.00	0.00	0.00	555.22	0.00	944.78	37.01
100-5-5302-3110 MISCELLANEOUS EXPENSE	250.00	18.00	0.00	18.00	0.00	232.00	7.20
100-5-5302-3202 FUEL	3,000.00	18.44	0.00	1,846.23	0.00	1,153.77	61.54
<b>TOTAL SUPPLIES</b>	<b>7,720.00</b>	<b>267.69</b>	<b>0.00</b>	<b>4,781.11</b>	<b>0.00</b>	<b>2,938.89</b>	<b>61.93</b>

CAPITAL OUTLAY

100-5-5302-4101 CAPITAL OUTLAY	0.00	0.00	0.00	0.00	0.00	0.00	0.00
<b>TOTAL CAPITAL OUTLAY</b>	<b>0.00</b>	<b>0.00</b>	<b>0.00</b>	<b>0.00</b>	<b>0.00</b>	<b>0.00</b>	<b>0.00</b>

<b>TOTAL VETERANS SERV.OFF</b>	<b>76,185.00</b>	<b>8,495.11</b>	<b>0.00</b>	<b>71,001.92</b>	<b>0.00</b>	<b>5,183.08</b>	<b>93.20</b>
--------------------------------	------------------	-----------------	-------------	------------------	-------------	-----------------	--------------

HILL COUNTY, TEXAS  
 EXPENDITURES REPORT (UNAUDITED)  
 AS OF: SEPTEMBER 30TH, 2025

100-GENERAL FUND

HEALTH & HUMAN SERVICES  
 CRIME VICTIMS ASSISTANCE

% OF YEAR COMPLETED: 100.00

DEPARTMENTAL EXPENDITURES	CURRENT BUDGET	CURRENT PERIOD	PRIOR YEAR PO ADJUST.	Y-T-D ACTUAL	Y-T-D ENCUMBRANCE	BUDGET BALANCE	% OF BUDGET
---------------------------	----------------	----------------	-----------------------	--------------	-------------------	----------------	-------------

SALARIES & BENEFITS

SALARIES & WAGES

100-5-5305-1104 DEPARTMENT HEAD SALARY	3,858.00	0.00	0.00	0.00	0.00	3,858.00	0.00
100-5-5305-1122 COUNTY LONGEVITY	900.00	0.00	0.00	900.00	0.00	0.00	100.00
100-5-5305-1155 OVERTIME WAGES	0.00	0.00	0.00	0.00	0.00	0.00	0.00
TOTAL SALARIES & WAGES	4,758.00	0.00	0.00	900.00	0.00	3,858.00	18.92

BENEFITS

100-5-5305-1201 SOCIAL SECURITY & MEDICARE	3,837.00	290.33	0.00	3,159.67	0.00	677.33	82.35
100-5-5305-1202 UNEMPLOYMENT TAX	90.00	25.72	0.00	97.20	0.00 (	7.20)	108.00
100-5-5305-1203 RETIREMENT	5,076.00	396.48	0.00	4,381.08	0.00	694.92	86.31
100-5-5305-1204 RETIREMENT LIFE INSURANCE	140.00	11.18	0.00	125.71	0.00	14.29	89.79
100-5-5305-1205 WORKERS COMP	152.00	23.38	0.00	93.52	0.00	58.48	61.53
100-5-5305-1209 HEALTH INSURANCE	4,958.00	692.93	0.00	6,128.48	0.00 (	1,170.48)	123.61
TOTAL OTHER TAXES	14,253.00	1,440.02	0.00	13,985.66	0.00	267.34	98.12

TOTAL SALARIES & BENEFITS	19,011.00	1,440.02	0.00	14,885.66	0.00	4,125.34	78.30
---------------------------	-----------	----------	------	-----------	------	----------	-------

OPERATING EXPENSES

100-5-5305-2302 TRAVEL & MILEAGE REIMBURSEM	1,000.00	18.00	0.00	2,371.25	0.00 (	1,371.25)	237.13
TOTAL OPERATING EXPENSES	1,000.00	18.00	0.00	2,371.25	0.00 (	1,371.25)	237.13

SUPPLIES

100-5-5305-3101 SUPPLIES	400.00	0.00	0.00 (	30.52)	0.00	430.52	7.63-
100-5-5305-3102 POSTAGE	400.00	5.28	0.00	145.15	0.00	254.85	36.29
100-5-5305-3104 TELEPHONE	720.00	120.00	0.00	720.00	0.00	0.00	100.00
TOTAL SUPPLIES	1,520.00	125.28	0.00	834.63	0.00	685.37	54.91

TOTAL CRIME VICTIMS ASSISTANCE	21,531.00	1,583.30	0.00	18,091.54	0.00	3,439.46	84.03
--------------------------------	-----------	----------	------	-----------	------	----------	-------

TOTAL HEALTH & HUMAN SERVICES	364,950.00	27,571.41	0.00	356,327.52	0.	0.00	97.64
-------------------------------	------------	-----------	------	------------	----	------	-------

HILL COUNTY, TEXAS  
 EXPENDITURES REPORT (UNAUDITED)  
 AS OF: SEPTEMBER 30TH, 2025

100-GENERAL FUND

COMMUNITY&ECONOMIC DEVEL  
 TAX INCREMENT COMMITMENT

% OF YEAR COMPLETED: 100.00

DEPARTMENTAL EXPENDITURES	CURRENT BUDGET	CURRENT PERIOD	PRIOR YEAR PO ADJUST.	Y-T-D ACTUAL	Y-T-D ENCUMBRANCE	BUDGET BALANCE	% OF BUDGET
---------------------------	----------------	----------------	-----------------------	--------------	-------------------	----------------	-------------

OTHER COSTS

100-5-6202-7201 PAYMENT TO AGENCIES	33,962.00	38,311.72	0.00	38,311.72	0.00	( 4,349.72)	112.81
TOTAL OTHER COSTS	33,962.00	38,311.72	0.00	38,311.72	0.00	( 4,349.72)	112.81

TOTAL TAX INCREMENT COMMITMENT	33,962.00	38,311.72	0.00	38,311.72	0.00	( 4,349.72)	112.81
--------------------------------	-----------	-----------	------	-----------	------	-------------	--------

HILL COUNTY, TEXAS  
 EXPENDITURES REPORT (UNAUDITED)  
 AS OF: SEPTEMBER 30TH, 2025

100-GENERAL FUND  
 COMMUNITY&ECONOMIC DEVEL  
 AG EXTENSION

% OF YEAR COMPLETED: 100.00

DEPARTMENTAL EXPENDITURES	CURRENT BUDGET	CURRENT PERIOD	PRIOR YEAR PO ADJUST.	Y-T-D ACTUAL	Y-T-D ENCUMBRANCE	BUDGET BALANCE	% OF BUDGET
---------------------------	----------------	----------------	-----------------------	--------------	-------------------	----------------	-------------

SALARIES & BENEFITS

SALARIES & WAGES

100-5-6504-1101 SALARY	0.00	0.00	0.00	0.00	0.00	0.00	0.00
100-5-6504-1104 DEPARTMENT HEAD SALARY	0.00	0.00	0.00	0.00	0.00	0.00	0.00
100-5-6504-1105 STAFF WAGES	45,207.00	5,562.88	0.00	45,372.24	0.00	( 165.24)	100.37
100-5-6504-1112 FERAL HOG ERADICATION SUPP	2,500.00	306.53	0.00	2,500.12	0.00	( 0.12)	100.00
100-5-6504-1114 AG EXTENSION WAGES	86,549.00	8,432.96	0.00	67,970.84	0.00	18,578.16	78.53
100-5-6504-1122 COUNTY LONGEVITY	525.00	0.00	0.00	525.00	0.00	0.00	100.00
100-5-6504-1155 OVERTIME WAGES	0.00	0.00	0.00	0.00	0.00	0.00	0.00
<b>TOTAL SALARIES &amp; WAGES</b>	<b>134,781.00</b>	<b>14,302.37</b>	<b>0.00</b>	<b>116,368.20</b>	<b>0.00</b>	<b>18,412.80</b>	<b>86.34</b>

BENEFITS

100-5-6504-1201 SOCIAL SECURITY & MEDICARE	10,311.00	1,050.29	0.00	8,588.44	0.00	1,722.56	83.29
100-5-6504-1202 UNEMPLOYMENT TAX	87.00	43.78	0.00	180.21	0.00	( 93.21)	207.14
100-5-6504-1203 RETIREMENT	2,920.00	632.29	0.00	4,691.49	0.00	( 1,771.49)	160.67
100-5-6504-1204 RETIREMENT LIFE INSURANCE	81.00	17.50	0.00	136.18	0.00	( 55.18)	168.12
100-5-6504-1205 WORKERS COMP	403.00	22.09	0.00	88.36	0.00	314.64	21.93
100-5-6504-1209 HEALTH INSURANCE	13,193.00	1,109.50	0.00	13,125.12	0.00	67.88	99.49
<b>TOTAL OTHER TAXES</b>	<b>26,995.00</b>	<b>2,875.45</b>	<b>0.00</b>	<b>26,809.80</b>	<b>0.00</b>	<b>185.20</b>	<b>99.31</b>

<b>TOTAL SALARIES &amp; BENEFITS</b>	<b>161,776.00</b>	<b>17,177.82</b>	<b>0.00</b>	<b>143,178.00</b>	<b>0.00</b>	<b>18,598.00</b>	<b>88.50</b>
--------------------------------------	-------------------	------------------	-------------	-------------------	-------------	------------------	--------------

OPERATING EXPENSES

100-5-6504-2301 DUES & MEMBERSHIPS	330.00	0.00	0.00	330.00	0.00	0.00	100.00
100-5-6504-2302 TRAINING & MILEAGE REIMB	20,000.00	1,296.70	0.00	13,496.15	0.00	6,503.85	67.48
100-5-6504-2307 NOTICES	500.00	0.00	0.00	0.00	0.00	500.00	0.00
<b>TOTAL OPERATING EXPENSES</b>	<b>20,830.00</b>	<b>1,296.70</b>	<b>0.00</b>	<b>13,826.15</b>	<b>0.00</b>	<b>7,003.85</b>	<b>66.38</b>

SUPPLIES

100-5-6504-3101 SUPPLIES	2,500.00	1,118.76	0.00	1,901.89	0.00	598.11	76.08
100-5-6504-3102 POSTAGE	250.00	0.00	0.00	154.00	0.00	96.00	61.60
100-5-6504-3103 MACHINE & EQUIP RENTAL	2,500.00	398.22	0.00	2,389.32	0.00	110.68	95.57
100-5-6504-3104 TELEPHONE	800.00	0.00	0.00	0.00	0.00	800.00	0.00
100-5-6504-3110 MISCELLANEOUS	250.00	0.00	0.00	0.00	0.00	250.00	0.00
100-5-6504-3130 CHDA SUPPLIES	1,000.00	0.00	0.00	293.28	0.00	706.72	29.33
100-5-6504-3131 4H SUPPLIES	6,000.00	60.00	0.00	3,530.66	0.00	2,469.34	58.84
<b>TOTAL SUPPLIES</b>	<b>13,300.00</b>	<b>1,576.98</b>	<b>0.00</b>	<b>8,269.15</b>	<b>0.00</b>	<b>5,030.85</b>	<b>62.17</b>

CAPITAL OUTLAY

100-5-6504-4101 CAPITAL OUTLAY	3,000.00	570.00	0.00	1,803.25	0.00	1,196.75	60.11
<b>TOTAL CAPITAL OUTLAY</b>	<b>3,000.00</b>	<b>570.00</b>	<b>0.00</b>	<b>1,803.25</b>	<b>0.00</b>	<b>1,196.75</b>	<b>60.11</b>

HILL COUNTY, TEXAS  
 EXPENDITURES REPORT (UNAUDITED)  
 AS OF:SEPTEMBER 30TH, 2025

100-GENERAL FUND

COMMUNITY&ECONOMIC DEVEL

% OF YEAR COMPLETED: 100.00

AG EXTENSION

DEPARTMENTAL EXPENDITURES	CURRENT BUDGET	CURRENT PERIOD	PRIOR YEAR PO ADJUST.	Y-T-D ACTUAL	Y-T-D ENCUMBRANCE	BUDGET BALANCE	% OF BUDGET
<u>OTHER COSTS</u>							
100-5-6504-7201 FERAL HOG ERADICATION PROGR	20,000.00	0.00	0.00	10,000.00	0.00	10,000.00	50.00
TOTAL OTHER COSTS	20,000.00	0.00	0.00	10,000.00	0.00	10,000.00	50.00
TOTAL AG EXTENSION	218,906.00	20,621.50	0.00	177,076.55	0.00	41,829.45	80.89
TOTAL COMMUNITY&ECONOMIC DEVEL	252,868.00	58,933.22	0.00	215,388.27	0.	0.00	85.18
TOTAL EXPENDITURES	21,992,986.00	2,397,270.36	0.00	20,306,649.16	0.00	1,686,336.84	92.33

BALANCE SHEET

AS OF: SEPTEMBER 30TH, 2025

102-EMPLOYEE HOSPITALIZATION

ACCOUNT #	ACCOUNT DESCRIPTION	BALANCE
<b>ASSETS</b>		
<hr/>		
102-101-099	CLAIM/GENERAL POOLED CASH	0.00
102-101-100	CASH	0.00
102-102-100	INVESTMENTS	0.00
102-103-101	DELINQUENT TAXES RECEIVABLE	0.00
102-103-102	RESERVE FOR UNCOLLECTIBLE	0.00
102-103-200	SALES TAX RECEIVABLE	0.00
102-104-100	ACCOUNTS RECEIVABLE	0.00
102-106-000	DUE FROM OTHER FUNDS	0.00
102-106-100	DUE FROM GENERAL	0.00
102-106-200	DUE FROM GENERAL ROAD & BRIDGE	0.00
102-106-201	DUE FROM ROAD & BRIDGE # 1	0.00
102-106-202	DUE FROM ROAD & BRIDGE # 2	0.00
102-106-203	DUE FROM ROAD & BRIDGE # 3	0.00
102-106-204	DUE FROM ROAD & BRIDGE # 4	0.00
102-106-225	DUE FROM INDIGENT HEALTH CARE	0.00
		<hr/>
		0.00
		<hr/>
	TOTAL ASSETS	0.00
<b>LIABILITIES</b>		
<hr/>		
102-201-000	ACCOUNTS PAYABLE	0.00
102-201-100	A/P CREDITS WITH VENDORS	0.00
102-205-000	DEFERRED TAXES	0.00
102-206-000	DUE TO OTHER FUNDS	0.00
102-206-100	DUE TO GENERAL	0.00
102-206-105	DUE TO PAYROLL FUND	0.00
102-206-200	DUE TO GENERAL ROAD & BRIDGE	0.00
102-206-201	DUE TO ROAD & BRIDGE # 1	0.00
102-206-202	DUE TO ROAD & BRIDGE # 2	0.00
102-206-203	DUE TO ROAD & BRIDGE # 3	0.00
102-206-204	DUE TO ROAD & BRIDGE # 4	0.00
102-206-225	DUE TO INDIGENT HEALTH CARE	0.00
102-206-999	DUE TO A/P CLEARING	0.00
		<hr/>
	TOTAL LIABILITIES	0.00
<b>EQUITY</b>		
<hr/>		
102-271-000	UNRESERVED FUND BALANCE	0.00
	TOTAL BEGINNING EQUITY	0.00
		<hr/>
	TOTAL REVENUE	0.00
	TOTAL EXPENSES	0.00
	TOTAL REVENUE OVER/(UNDER) EXPENSES	0.00
		<hr/>
	TOTAL EQUITY & REV. OVER/(UNDER) EXP.	0.00
		<hr/>
	TOTAL LIABILITIES, EQUITY & REV.OVER/(UNDER) EXP.	0.00
		<hr/>

AS OF: SEPTEMBER 30TH, 2025

102-EMPLOYEE HOSPITALIZATION

% OF YEAR COMPLETED: 100.00

REVENUES	CURRENT BUDGET	CURRENT PERIOD	PRIOR YEAR PO ADJUST.	Y-T-D ACTUAL	Y-T-D ENCUMBRANCE	BUDGET BALANCE	% OF BUDGET
<u>TAXES</u>							
<u>AD VALOREM TAXES</u>							
102-310-110 AD VALOREM TAX	0.00	0.00	0.00	0.00	0.00	0.00	0.00
102-310-115 AD VALOREM TAX (CURRENT)	0.00	0.00	0.00	0.00	0.00	0.00	0.00
102-310-116 AD VALOREM TAX (DELINQUENT)	0.00	0.00	0.00	0.00	0.00	0.00	0.00
102-310-117 AD VALOREM TAX (PENALTY & INTE	0.00	0.00	0.00	0.00	0.00	0.00	0.00
TOTAL AD VALOREM TAXES	0.00	0.00	0.00	0.00	0.00	0.00	0.00
<u>OTHER TAXES</u>							
102-318-130 CO SALES TAX	0.00	0.00	0.00	0.00	0.00	0.00	0.00
TOTAL OTHER TAXES	0.00	0.00	0.00	0.00	0.00	0.00	0.00
TOTAL TAXES	0.00	0.00	0.00	0.00	0.00	0.00	0.00
<u>MISC &amp; OTHER</u>							
102-370-299 INSURANCE REFUNDS	0.00	0.00	0.00	0.00	0.00	0.00	0.00
102-375-100 INTEREST	0.00	0.00	0.00	0.00	0.00	0.00	0.00
TOTAL MISC & OTHER	0.00	0.00	0.00	0.00	0.00	0.00	0.00
<u>TRANSFERS</u>							
102-390-000 TRANSFERS IN	0.00	0.00	0.00	0.00	0.00	0.00	0.00
TOTAL TRANSFERS	0.00	0.00	0.00	0.00	0.00	0.00	0.00
TOTAL REVENUES	0.00	0.00	0.00	0.00	0.00	0.00	0.00

HILL COUNTY, TEXAS  
 EXPENDITURES REPORT (UNAUDITED)  
 AS OF: SEPTEMBER 30TH, 2025

102-EMPLOYEE HOSPITALIZATION  
 GENERAL GOVERNMENT  
 EMPLOYEE HOSPITALIZATION

% OF YEAR COMPLETED: 100.00

DEPARTMENTAL EXPENDITURES	CURRENT BUDGET	CURRENT PERIOD	PRIOR YEAR PO ADJUST.	Y-T-D ACTUAL	Y-T-D ENCUMBRANCE	BUDGET BALANCE	% OF BUDGET
<u>SALARIES &amp; BENEFITS</u>							
<u>BENEFITS</u>							
102-5-1112-1209 HEALTH INSURANCE	0.00	0.00	0.00	0.00	0.00	0.00	0.00
102-5-1112-1210 RETIREE SUPPLEMENTAL INS	0.00	( 2,071.86)	0.00	0.00	0.00	0.00	0.00
TOTAL OTHER TAXES	0.00	( 2,071.86)	0.00	0.00	0.00	0.00	0.00
<hr/>							
TOTAL SALARIES & BENEFITS	0.00	( 2,071.86)	0.00	0.00	0.00	0.00	0.00
<u>OTHER FINANCING (USES)</u>							
102-5-1112-9901 TRANSFERS OUT	0.00	0.00	0.00	0.00	0.00	0.00	0.00
TOTAL OTHER FINANCING (USES)	0.00	0.00	0.00	0.00	0.00	0.00	0.00
<hr/>							
TOTAL EMPLOYEE HOSPITALIZATION	0.00	( 2,071.86)	0.00	0.00	0.00	0.00	0.00
<hr/>							
TOTAL GENERAL GOVERNMENT	0.00	( 2,071.86)	0.00	0.00	0.	0.00	0.00
<hr/>							
TOTAL EXPENDITURES	0.00	( 2,071.86)	0.00	0.00	0.00	0.00	0.00

BALANCE SHEET

AS OF: SEPTEMBER 30TH, 2025

105-PAYROLL

ACCOUNT #	ACCOUNT DESCRIPTION	BALANCE
<b>ASSETS</b>		
=====		
105-101-100	Cash - Payroll Account	4,999.96
105-106-000	DUE FROM	0.00
105-106-100	DUE FROM GENERAL	0.00
105-106-102	DUE FROM EMPLOYEE HOSPITALIZAT	0.00
105-106-172	DA SB22 GRANT FUND	0.00
105-106-173	DA - SALARY DISBURSEMENT	0.00
105-106-175	DUE FROM SO SB22	0.00
105-106-178	CA SB22 STATE GRANT FUND	0.00
105-106-180	DUE FROM OPIOID GRANT	0.00
105-106-200	DUE FROM GENERAL ROAD & BRIDGE	0.00
105-106-201	DUE FROM ROAD & BRIDGE #1	0.00
105-106-202	DUE FROM ROAD & BRIDGE #2	0.00
105-106-203	DUE FROM ROAD & BRIDGE #3	0.00
105-106-204	DUE FROM ROAD & BRIDGE #4	0.00
105-106-210	DUE FROM ROAD & BRIDGE-GEN	0.00
105-106-225	DUE FROM INDIGENT HEALTH CARE	0.00
105-106-229	DUE FROM JURY	0.00
105-106-230	DUE FROM CO. CLERK RECORDS	0.00
105-106-231	DUE FROM RECORDS MGMT. & PRESE	0.00
105-106-236	DUE FROM HCR	0.00
105-106-237	DUE FROM SEIZED FUNDS	0.00
105-106-251	DUE FROM ECO DEVELOPMENT	0.00
105-106-253	DUE FROM CO. ATTY. HOT CHECK	0.00
105-106-257	DUE FROM CRIME VICTIMS ASSISTA	0.00
105-106-258	DUE FROM VICTIMS ASSISTANCE AT	0.00
105-106-264	DUE FROM ELECTION CONTRACT	0.00
105-106-265	DUE FROM ELECTION RENTAL	0.00
105-106-270	DUE FROM COUNTY SPECIALTY COUR	0.00
105-106-275	DUE FROM CO TJPC-A-89-109	0.00
105-106-276	DUE FROM JUV. TUITION	0.00
105-106-280	DUE FROM TJPC-A-98-109	0.00
105-106-281	DUE FROM TJPC-Y-98-109	0.00
105-106-282	DUE FROM TJPC-W-98-109	0.00
105-106-283	DUE FROM RESOURCE OFFICER	0.00
105-106-284	DUE FROM LAW ENFORCEMENT BLOCK	0.00
105-106-286	DUE FROM JRO-SCHOOLS	0.00
105-106-288	DUE FROM TITLE IV E	0.00
105-106-289	DUE FROM JUV GRANT S	0.00
105-106-290	DUE FROM JUD. DIST. ADULT PROB	0.00
105-106-291	DUE FROM CCP-FY-04	0.00
105-106-292	DUE FROM INTENSIVE SUPERVISION	0.00
105-106-293	DUE FROM SUBSTANCE ABUSE TREAT	0.00
105-106-294	DUE FROM CSCD.MHMR 04	0.00
105-106-295	DUE FROM SEX OFFENDER	0.00
105-106-299	DUE FROM BOND SUPERVISION	0.00
		4,999.96
TOTAL ASSETS		4,999.96

## BALANCE SHEET

AS OF: SEPTEMBER 30TH, 2025

105-PAYROLL

ACCOUNT #	ACCOUNT DESCRIPTION	BALANCE
<u>LIABILITIES</u>		
105-201-000	ACCOUNTS PAYABLE	0.00
105-201-100	A/P CREDITS WITH VENDORS	0.00
105-201-101	RETIREMENT	0.00
105-201-102	BLUE CHOICE	0.00
105-201-107	CHILD SUPPORT	0.00
105-201-108	NATIONWIDE RETIREMENT SOLUTION	0.00
105-201-110	WALLER COUNTY	0.00
105-201-111	AFLAC	0.00
105-201-112	VALIC	0.00
105-201-113	NATIONAL FAMILY CARE LIFE INS	0.00
105-201-115	APO DEDUCTIONS	0.00
105-201-116	DUE TO HILL COUNTY FUNDS	0.00
105-201-118	TEXAS LIFE	0.00
105-201-119	GUARDIAN LIFE INSURANCE	0.00
105-201-120	AETNA	0.00
105-201-121	CURATIVE	0.00
105-201-122	United Health Care	0.00
105-201-123	MASA AIR SERVICES INC	0.00
105-201-124	AmFirst	0.00
105-201-126	METROPOLITAN LIFE/DENTAL	0.00
105-201-147	AG CHILD SUPPORT-S. NANNY	0.00
105-201-148	AG CHILD SUPPORT-SPIGENER	0.00
105-201-149	AG CHILD SUPPORT-B WINGET	0.00
105-201-150	AG CHILD SUPP-K COX	0.00
105-201-156	RODNEY GATLIN	0.00
105-201-158	AG CHILD SUPPORT-CHAD SNYDER	0.00
105-201-159	CHILD SUPPORT LEONARD GILBERT	0.00
105-201-167	CS FROM D. SIMMONS	0.00
105-201-168	AG CHILD SUPPORT	0.00
105-201-169	AG CHILD SUPPORT ROBINSON	0.00
105-201-170	AG CHILD SUPPORT JORDAN M	0.00
105-201-171	AG CHILD SUPPORT-K MANNING	0.00
105-201-172	AG CHILD SUPPORT-B ORBAN	0.00
105-201-173	CS-KC ALLEN	0.00
105-201-174	CS-KC ALLEN	0.00
105-201-175	CS-GIRSH	0.00
105-201-177	STUDENT LOAN 4	0.00
105-201-178	Child Support-	0.00
105-201-179	CS-SHREWSBURY	0.00
105-201-180	BANKRUPTCY (WILLMAN)	0.00
105-201-182	BANKRUPTCY (KIEL)	0.00
105-201-185	IRS LEVY	0.00
105-201-186	CS-HAWKINS	0.00
105-201-187	CS-ELMORE	0.00
105-201-188	BANKRUPTCY (PERRY)	0.00
105-201-189	CS-TILLMANN	0.00
105-201-190	SHERIFFS OFFICE ASSN	0.00
105-201-191	CS-WEST	0.00
105-201-192	CS-STEVENS	0.00

BALANCE SHEET

AS OF: SEPTEMBER 30TH, 2025

105-PAYROLL

ACCOUNT #	ACCOUNT DESCRIPTION	BALANCE
105-201-193	CS-WHITE	0.00
105-201-194	CS-TURNER	0.00
105-201-195	CS-SPARKS	0.00
105-201-196	CS-BROWNLOWC	0.00
105-201-197	CS-2SHREWSBURY	0.00
105-201-198	CS-CRAWSON 1	0.00
105-201-199	CS-CRAWSON2	0.00
105-201-200	WAGES PAYABLE	0.00
105-201-300	FICA	0.00
105-201-301	IRS	0.00
105-201-302	BANKRUPTCY (EDGE)	0.00
105-202-300	Due to Comptroller	0.00
105-206-000	DUE TO OTHER FUNDS	0.00
105-206-100	DUE TO GENERAL	5,000.00
105-206-999	DUE TO A/P CLEARING	0.00
	TOTAL LIABILITIES	<u>5,000.00</u>
EQUITY		
=====		
105-271-000	UNRESERVED FUND BALANCE	( 0.04)
	TOTAL BEGINNING EQUITY	( 0.04)
	TOTAL EQUITY & REV. OVER/(UNDER) EXP.	( 0.04)
	TOTAL LIABILITIES, EQUITY & REV.OVER/(UNDER) EXP.	<u>4,999.96</u>

BALANCE SHEET

AS OF: SEPTEMBER 30TH, 2025

107-MONEY MARKET ACCT

ACCOUNT #	ACCOUNT DESCRIPTION	BALANCE
<hr/>		
<b>ASSETS</b>		
<hr/>		
107-101-099	CLAIM/GENERAL POOLED CASH	0.00
107-101-100	Cash - Money Market Account	168,736.97
107-106-000	DUE FROM OTHER FUNDS	<u>0.00</u>
		<u>168,736.97</u>
TOTAL ASSETS		<u>168,736.97</u>
<hr/>		
<b>LIABILITIES</b>		
<hr/>		
107-201-000	ACCOUNTS PAYABLE	0.00
107-201-100	A/P CREDITS WITH VENDORS	0.00
107-206-000	DUE TO OTHER FUNDS	168,736.97
107-206-999	DUE TO A/P CLEARING	<u>0.00</u>
TOTAL LIABILITIES		<u>168,736.97</u>
<hr/>		
<b>EQUITY</b>		
<hr/>		
107-271-000	UNRESERVED FUND BALANCE	<u>0.00</u>
TOTAL BEGINNING EQUITY		0.00
TOTAL REVENUE		0.00
TOTAL EXPENSES		<u>0.00</u>
TOTAL REVENUE OVER/(UNDER) EXPENSES		0.00
TOTAL EQUITY & REV. OVER/(UNDER) EXP.		<u>0.00</u>
TOTAL LIABILITIES, EQUITY & REV.OVER/(UNDER) EXP.		<u>168,736.97</u>

HILL COUNTY  
COUNTY AUDITOR'S ANNUAL REPORT  
CSB Money Market Investment  
September 2025

FUND 107

	Balance 10/1/2024	Net Increases (Decreases)	Interest Earned	Interest Payable To Fund	Balance 9/30/2025
100 General	3,728.45	19,260.00	174.82	100 240.70	23,229.15
102 Employee Hospitalization	0.00	-	-	100 -	0.00
200 Gen. Road & Bridge	4,512.12	(2,000.00)	23.47	200 23.47	2,535.59
201 R&B #1	1,193.47	-	10.80	201 10.80	1,204.27
202 R&B #2	10,593.80	(500.00)	92.01	202 123.56	10,217.36
203 R&B #3	9,375.69	-	84.72	203 84.72	9,460.41
204 R&B #4	15,486.39	-	139.91	204 139.91	15,626.30
211 F/M Lateral # 1	-	-	-	201 -	-
212 F/M Lateral # 2	16,760.00	(16,760.00)	31.55	202 -	-
213 F/M Lateral #3	-	-	-	203 -	-
214 F/M Lateral #4	-	-	-	204 -	-
225 Indigent Health	7,320.00	-	65.88	100 -	7,320.00
227 Law Library	17,038.05	-	153.92	227 153.92	17,191.97
230 County Clerk Records-230	7,353.21	-	66.38	230 66.38	7,419.59
231 Records Management - 231	1,085.98	-	9.81	231 9.81	1,095.79
232 Law Enforcement Education	2,370.34	-	21.41	232 21.41	2,391.75
236 DA Forfeited Property-236	3,735.99	-	33.76	236 33.76	3,769.75
239 Probate Records Mgmt-239	8,353.53	-	75.47	239 75.47	8,429.00
245 J.P. Court Costs -245	1,323.17	-	11.96	245 11.96	1,335.13
246 Justice Court Technology-246	0.00	-	-	246 -	0.00
248 Co Clerk Archive-248	3,906.97	-	35.30	248 35.30	3,942.27
250 Criminal Justice	6,264.87	-	56.59	100 56.59	6,321.46
254 Hill Co Tourism - 254	-	-	-	254 -	-
255 Courthouse Security-255	15,958.15	-	144.17	255 144.17	16,102.32
265 Election Machine Lease-265	10,403.36	-	93.98	265 93.98	10,497.34
251 Economic Development	3,195.33	-	28.86	251 28.86	3,224.19
235 SO Chapter 59	12,107.31	-	109.38	301 109.38	12,216.69
400 Interest & Sinking Fd.	5,160.04	-	46.60	400 46.60	5,206.64
<b>Total Investment</b>	<b>167,226.22</b>	<b>-</b>	<b>1,510.75</b>	<b>1,510.75</b>	<b>168,736.97</b>

BALANCE SHEET

AS OF: SEPTEMBER 30TH, 2025

109-TEXAS CLASS

ACCOUNT #	ACCOUNT DESCRIPTION	BALANCE
<hr/>		
ASSETS		
<hr/>		
109-101-099	CLAIM ON CASH TX CLASS	0.00
109-101-100	Cash-Texas CLASS	7,582,943.60
109-106-000	DUE FROM OTHER FUNDS	<u>0.00</u>
		<u>7,582,943.60</u>
TOTAL ASSETS		<u>7,582,943.60</u>
<hr/>		
LIABILITIES		
<hr/>		
109-206-000	DUE TO OTHER FUNDS	0.00
109-206-200	DUE TO FUNDS-TX CLASS	<u>7,582,943.60</u>
	TOTAL LIABILITIES	<u>7,582,943.60</u>
<hr/>		
EQUITY		
<hr/>		
109-271-000	UNRESERVED FUND BALANCE	<u>0.00</u>
	TOTAL BEGINNING EQUITY	0.00
TOTAL REVENUE		0.00
TOTAL EXPENSES		<u>0.00</u>
TOTAL REVENUE OVER/(UNDER) EXPENSES		0.00
TOTAL EQUITY & REV. OVER/(UNDER) EXP.		<u>0.00</u>
TOTAL LIABILITIES, EQUITY & REV.OVER/(UNDER) EXP.		<u>7,582,943.60</u>

HILL COUNTY  
COUNTY AUDITOR'S ANNUAL REPORT  
TxCLASS 0420-0001 MM CLASS  
September 2025

	Balance 10/1/2024	Net Increases (Decreases)			Interest Earned		Interest Payable To Fund	Balance 9/30/2025
100 General	6,688,554.10	(1,352,010.00)	4,887,990.00	(6,240,000.00)	311,685.81	100	320,915.72	5,657,459.82
172 DA SB 22		100,000.00	100,000.00	-	2,798.69		2,798.69	102,798.69
178 CA SB 22		200,000.00	200,000.00	-	5,597.37		5,597.37	205,597.37
201 R&B #1	9,919.86	(15,990.00)	-	(15,990.00)	155.52	201	6,959.16	889.02
202 R&B #2	127,882.40	(85,000.00)	-	(85,000.00)	2,749.71	202	8,612.01	51,494.41
203 R&B #3	94,132.06	(50,000.00)	-	(50,000.00)	2,805.82	203	18,584.39	62,716.45
204 R&B #4	4,516.98	(5,000.00)	-	(5,000.00)	128.52	204	5,503.95	5,020.93
211 F/M Lateral # 1	125,000.00	(125,000.00)	310,000.00	(435,000.00)	6,803.64	201	-	-
212 F/M Lateral # 2	100,000.00	(5,000.00)	260,000.00	(265,000.00)	5,862.30	202	-	95,000.00
213 F/M Lateral #3	250,000.00	60,000.00	410,000.00	(350,000.00)	15,778.57	203	-	310,000.00
214 F/M Lateral #4	75,000.00	18,000.00	270,000.00	(252,000.00)	5,375.43	204	-	93,000.00
225 Indigent Health	-	110,000.00	750,000.00	(640,000.00)	9,229.91	100	-	110,000.00
227 Law Library	-	-	-	-	-	227	-	-
230 County Clerk Records-230	185,136.24	(50,000.00)	-	(50,000.00)	6,766.91	230	6,766.91	141,903.15
231 Records Management - 231	-	-	-	-	-	231	-	-
232 Law Enforcement Education	-	-	-	-	-	232	-	-
236 DA Forfeited Property-236	84,294.23	20,000.00	20,000.00	-	3,916.90	236	3,916.90	108,211.13
239 Probate Records Mgmt-239	-	-	-	-	-	239	-	-
245 J.P. Court Costs -245	-	-	-	-	-	245	-	-
246 Justice Court Technology-246	30,869.30	-	-	-	1,393.28	246	1,393.28	32,262.58
248 Co Clerk Archive-248	478,087.83	(100,000.00)	-	(100,000.00)	18,084.14	248	18,084.14	396,171.97
250 Criminal Justice	-	-	-	-	-	100	-	-
254 Hill Co Tourism - 254	106,720.70	-	-	-	4,816.90	254	4,816.90	111,537.60
255 Courthouse Security-255	-	-	-	-	-	255	-	-
265 Election Machine Lease-265	-	-	-	-	-	265	-	-
300 Courthouse Project	-	-	-	-	-	300	-	-
301 Jail/Armory Project	-	-	-	-	-	301	-	-
400 Interest & Sinking Fd.	13,713.71	80,000.00	200,000.00	(120,000.00)	5,166.77	400	5,166.77	98,880.48
<b>Total Investment</b>	<b>8,373,827.41</b>	<b>(1,200,000.00)</b>	<b>7,407,990.00</b>	<b>(8,607,990.00)</b>	<b>409,116.19</b>		<b>409,116.19</b>	<b>7,582,943.60</b>

Average Interest Rate on Investments for FY 2025 was

4.54495 %

BALANCE SHEET

AS OF: SEPTEMBER 30TH, 2025

110-TEXAS CLASS GOVT

ACCOUNT #	ACCOUNT DESCRIPTION	BALANCE
<hr/>		
<b>ASSETS</b>		
<hr/>		
110-101-099	CLAIM ON CASH TEXAS CLASS GOVT	0.00
110-101-100	CASH-TEXAS CLASS GOVT	13,071.11
110-106-000	DUE FROM OTHER FUNDS	<u>0.00</u>
		<u>13,071.11</u>
TOTAL ASSETS		<u>13,071.11</u>
<b>LIABILITIES</b>		
<hr/>		
110-206-000	DUE TO OTHER FUNDS	0.00
110-206-210	DUE TO FUNDS-TX CLASS GOVT	<u>13,071.11</u>
TOTAL LIABILITIES		<u>13,071.11</u>
<b>EQUITY</b>		
<hr/>		
110-271-000	UNRESERVED FUND BALANCE	<u>0.00</u>
TOTAL BEGINNING EQUITY		0.00
TOTAL REVENUE		0.00
TOTAL EXPENSES		<u>0.00</u>
TOTAL REVENUE OVER/(UNDER) EXPENSES		0.00
TOTAL EQUITY & REV. OVER/(UNDER) EXP.		<u>0.00</u>
TOTAL LIABILITIES, EQUITY & REV.OVER/(UNDER) EXP.		<u>13,071.11</u>

HILL COUNTY  
 COUNTY AUDITOR'S ANNUAL REPORT  
 TxCLASS Govt 0420-4001 MM CLASS PLUS  
 September 2025

FUND 110

	Balance 10/1/2024	Net Increases (Decreases)		Interest Earned	Interest Payable To Fund	Balance 9/30/2025
100 General	1,111.04	-	-	49.16	100 49.16	1,160.20
201 R&B #1	-	-	-	-	201 -	-
202 R&B #2	-	-	-	-	202 -	-
203 R&B #3	-	-	-	-	203 -	-
204 R&B #4	-	-	-	-	204 -	-
211 F/M Lateral # 1	-	-	-	-	201 -	-
212 F/M Lateral # 2	-	-	-	-	202 -	-
213 F/M Lateral #3	-	-	-	-	203 -	-
214 F/M Lateral #4	-	-	-	-	204 -	-
225 Indigent Health	-	-	-	-	100 -	-
227 Law Library	-	-	-	-	227 -	-
230 County Clerk Records-230	10,652.15	-	-	471.37	230 471.37	11,123.52
231 Records Management - 231	-	-	-	-	231 -	-
232 Law Enforcement Education	-	-	-	-	232 -	-
236 DA Forfeited Property-236	-	-	-	-	236 -	-
239 Probate Records Mgmt-239	-	-	-	-	239 -	-
245 J.P. Court Costs -245	-	-	-	-	245 -	-
246 Justice Court Technology-246	-	-	-	-	246 -	-
248 Co Clerk Archive-248	-	-	-	-	248 -	-
250 Criminal Justice	-	-	-	-	100 -	-
254 Hill Co Tourism - 254	-	-	-	-	254 -	-
255 Courthouse Security-255	-	-	-	-	255 -	-
265 Election Machine Lease-265	-	-	-	-	265 -	-
300 Courthouse Project	-	-	-	-	300 -	-
301 Jail/Armory Project	-	-	-	-	301 -	-
400 Interest & Sinking Fd.	754.04	-	-	33.35	400 33.35	787.39
<b>Total Investment</b>	<b>12,517.23</b>	<b>-</b>	<b>-</b>	<b>553.88</b>	<b>553.88</b>	<b>13,071.11</b>

Average Interest Rate on Investments for FY 2025 was

4.33311 %

**ROAD  
&  
BRIDGE**



BALANCE SHEET

AS OF: SEPTEMBER 30TH, 2025

200-GENERAL ROAD & BRIDGE

ACCOUNT #	ACCOUNT DESCRIPTION	BALANCE	
<b>ASSETS</b>			
=====			
200-101-099	CLAIM/GENERAL POOLED CASH	37,887.97	
200-101-100	CASH	0.00	
200-101-107	CLAIM ON CSB - MMIA	2,535.59	
200-102-100	INVESTMENTS	0.00	
200-103-101	DELINQUENT TAXES RECEIVABLE	0.00	
200-103-102	RESERVE FOR UNCOLLECTIBLE	0.00	
200-103-200	SALES TAX RECEIVABLE	0.00	
200-104-100	ACCOUNTS RECEIVABLE	44.80	
200-104-200	GRANTS RECEIVABLE	17,561.46	
200-106-000	DUE FROM OTHER FUNDS	0.00	
200-106-102	DUE FROM EMP HOSPITALIZATION	0.00	
200-108-100	PREPAID ITEMS	0.00	
		<u>58,029.82</u>	
			58,029.82
			=====
<b>LIABILITIES</b>			
=====			
200-201-000	ACCOUNTS PAYABLE	8,951.00	
200-201-100	A/P CREDITS WITH VENDORS	0.00	
200-205-000	DEFERRED TAXES	0.00	
200-206-000	DUE TO OTHER FUNDS	0.00	
200-206-102	DUE TO EMPLOYEE HOSPITALIZATIO	0.00	
200-206-105	DUE TO PAYROLL FUND	0.00	
200-206-999	DUE TO A/P CLEARING	1,602.27	
200-208-100	ACCRUED WAGES PAYABLE	9,651.52	
		<u>20,204.79</u>	
			20,204.79
<b>EQUITY</b>			
=====			
200-271-000	UNRESERVED FUND BALANCE	9,586.58	
	TOTAL BEGINNING EQUITY	9,586.58	
			9,586.58
			=====
	TOTAL REVENUE	411,833.34	
	TOTAL EXPENSES	<u>383,594.89</u>	
	TOTAL REVENUE OVER/(UNDER) EXPENSES	28,238.45	
			28,238.45
			=====
	TOTAL EQUITY & REV. OVER/(UNDER) EXP.	<u>37,825.03</u>	
			37,825.03
			=====
	TOTAL LIABILITIES, EQUITY & REV.OVER/(UNDER) EXP.		58,029.82
			=====

REVENUE REPORT (UNAUDITED)

AS OF: SEPTEMBER 30TH, 2025

200-GENERAL ROAD & BRIDGE

% OF YEAR COMPLETED: 100.00

REVENUES	CURRENT BUDGET	CURRENT PERIOD	PRIOR YEAR PO ADJUST.	Y-T-D ACTUAL	Y-T-D ENCUMBRANCE	BUDGET BALANCE	% OF BUDGET
<b>TAXES</b>							
<b>AD VALOREM TAXES</b>							
200-310-115 AD VALOREM TAX	0.00	0.00	0.00	0.00	0.00	0.00	0.00
200-310-116 AD VALOREM TAX (DELINQUENT)	0.00	0.00	0.00	0.00	0.00	0.00	0.00
200-310-117 AD VALOREM TAX (PENALTY & INT)	0.00	0.00	0.00	0.00	0.00	0.00	0.00
200-310-200 IN LIEU OF TAX	0.00	0.00	0.00	0.00	0.00	0.00	0.00
<b>TOTAL AD VALOREM TAXES</b>	<b>0.00</b>	<b>0.00</b>	<b>0.00</b>	<b>0.00</b>	<b>0.00</b>	<b>0.00</b>	<b>0.00</b>
<b>OTHER TAXES</b>							
200-318-130 CO. SALES TAX	0.00	0.00	0.00	0.00	0.00	0.00	0.00
<b>TOTAL OTHER TAXES</b>	<b>0.00</b>	<b>0.00</b>	<b>0.00</b>	<b>0.00</b>	<b>0.00</b>	<b>0.00</b>	<b>0.00</b>
<b>TOTAL TAXES</b>	<b>0.00</b>	<b>0.00</b>	<b>0.00</b>	<b>0.00</b>	<b>0.00</b>	<b>0.00</b>	<b>0.00</b>
<b>FEEES</b>							
200-340-801 JP Hillsboro DSC Fees	1,277.00	110.00	0.00	868.00	0.00	409.00	67.97
200-340-802 JP Itasca DSC Fees	405.00	80.00	0.00	670.00	0.00 (	265.00)	165.43
200-340-803 JP Hubbard DSC Fees	315.00	60.00	0.00	480.00	0.00 (	165.00)	152.38
200-340-804 JP Whitney DSC Fees	2,529.00	50.00	0.00	474.00	0.00	2,055.00	18.74
200-340-911 SIGN & FLOOD PERMITS	64,020.00	5,500.00	0.00	56,900.00	0.00	7,120.00	88.88
200-344-100 OSSF FEES	0.00	0.00	0.00	0.00	0.00	0.00	0.00
<b>TOTAL FEES</b>	<b>68,546.00</b>	<b>5,800.00</b>	<b>0.00</b>	<b>59,392.00</b>	<b>0.00</b>	<b>9,154.00</b>	<b>86.65</b>
<b>FINES</b>							
200-350-101 JUSTICE OF THE PEACE #2 FINES	35,190.00	4,024.56	0.00	40,117.63	0.00 (	4,927.63)	114.00
200-350-102 JUSTICE OF THE PEACE #4 FINES	14,270.00	1,605.05	0.00	21,143.99	0.00 (	6,873.99)	148.17
200-350-103 JUSTICE OF THE PEACE #3 FINES	18,410.00	1,509.14	0.00	17,691.66	0.00	718.34	96.10
200-350-104 JUSTICE OF THE PEACE #1 FINES	13,396.00	700.14	0.00	14,284.37	0.00 (	888.37)	106.63
<b>TOTAL FINES</b>	<b>81,266.00</b>	<b>7,838.89</b>	<b>0.00</b>	<b>93,237.65</b>	<b>0.00 (</b>	<b>11,971.65)</b>	<b>114.73</b>
<b>MISC &amp; OTHER</b>							
200-360-300 911 HOTCOG REIMBURSEMENT	36,500.00	0.00	0.00	36,500.00	0.00	0.00	100.00
200-360-303 GRANT REVENUE	0.00	17,561.46	0.00	17,561.46	0.00 (	17,561.46)	0.00
200-360-400 LATERAL ROAD REFUND	0.00	0.00	0.00	0.00	0.00	0.00	0.00
200-360-450 GROSS & AXLE WEIGHT FEES	0.00	0.00	0.00	0.00	0.00	0.00	0.00
200-360-700 FLOOD CONTROL	0.00	0.00	0.00	0.00	0.00	0.00	0.00
200-364-200 SALE OF 911 SIGNAGE	0.00	0.00	0.00	0.00	0.00	0.00	0.00
200-369-502 AUTO REGISTRATION	0.00	0.00	0.00	0.00	0.00	0.00	0.00
200-369-503 AUTO REGISTRATION \$10 FEE	0.00	0.00	0.00	0.00	0.00	0.00	0.00
200-370-500 MISCELLANEOUS	0.00	0.00	0.00	0.00	0.00	0.00	0.00
200-375-100 INTEREST INCOME	900.00	24.33	0.00	142.23	0.00	757.77	15.80
200-379-100 Sale of Fixed Assets	0.00	0.00	0.00	0.00	0.00	0.00	0.00
<b>TOTAL MISC &amp; OTHER</b>	<b>37,400.00</b>	<b>17,585.79</b>	<b>0.00</b>	<b>54,203.69</b>	<b>0.00 (</b>	<b>16,803.69)</b>	<b>144.93</b>

HILL COUNTY, TEXAS  
REVENUE REPORT (UNAUDITED)  
AS OF: SEPTEMBER 30TH, 2025

200-GENERAL ROAD & BRIDGE

% OF YEAR COMPLETED: 100.00

REVENUES	CURRENT BUDGET	CURRENT PERIOD	PRIOR YEAR PO ADJUST.	Y-T-D ACTUAL	Y-T-D ENCUMBRANCE	BUDGET BALANCE	% OF BUDGET
<u>TRANSFERS</u>							
200-390-100 TRANSFER FROM GENERAL	25,000.00	0.00	0.00	25,000.00	0.00	0.00	100.00
200-390-225 TRANSFER FROM INDIGENT HEALTH	180,000.00	0.00	0.00	180,000.00	0.00	0.00	100.00
200-390-245 TRANSFER FROM JP COURT COSTS	<u>0.00</u>	<u>0.00</u>	<u>0.00</u>	<u>0.00</u>	<u>0.00</u>	<u>0.00</u>	<u>0.00</u>
TOTAL TRANSFERS	205,000.00	0.00	0.00	205,000.00	0.00	0.00	100.00
TOTAL REVENUES	392,212.00	31,224.68	0.00	411,833.34	0.00 ( 19,621.34)		105.00

AS OF: SEPTEMBER 30TH, 2025

200-GENERAL ROAD & BRIDGE  
INFRASTRUCTURE&ENVIR SER  
GENERAL - ROAD & BRIDGE

% OF YEAR COMPLETED: 100.00

DEPARTMENTAL EXPENDITURES	CURRENT BUDGET	CURRENT PERIOD	PRIOR YEAR PO ADJUST.	Y-T-D ACTUAL	Y-T-D ENCUMBRANCE	BUDGET BALANCE	% OF BUDGET
---------------------------	----------------	----------------	-----------------------	--------------	-------------------	----------------	-------------

SALARIES & BENEFITS

SALARIES & WAGES

200-5-7100-1101 SALARY	0.00	0.00	0.00	0.00	0.00	0.00	0.00
200-5-7100-1105 STAFF WAGES	86,506.00	10,647.04	0.00	86,839.93	0.00 (	333.93)	100.39
200-5-7100-1106 PART TIME WAGES	0.00	0.00	0.00	0.00	0.00	0.00	0.00
200-5-7100-1110 911/SIGN WAGES	47,460.00	5,956.02	0.00	47,887.77	0.00 (	427.77)	100.90
200-5-7100-1113 CELL PHONE ALLOWANCE	260.00	30.00	0.00	270.00	0.00 (	10.00)	103.85
200-5-7100-1117 DPS SECRETARY	40,999.00	5,045.76	0.00	41,164.34	0.00 (	165.34)	100.40
200-5-7100-1122 COUNTY LONGEVITY	2,550.00	0.00	0.00	2,775.00	0.00 (	225.00)	108.82
200-5-7100-1155 OVERTIME WAGES	0.00	0.00	0.00	0.00	0.00	0.00	0.00
<b>TOTAL SALARIES &amp; WAGES</b>	<b>177,775.00</b>	<b>21,678.82</b>	<b>0.00</b>	<b>178,937.04</b>	<b>0.00 (</b>	<b>1,162.04)</b>	<b>100.65</b>

BENEFITS

200-5-7100-1201 SOCIAL SECURITY & MEDICARE	13,600.00	1,569.64	0.00	12,973.10	0.00	626.90	95.39
200-5-7100-1202 UNEMPLOYMENT TAX	320.00	73.03	0.00	276.45	0.00	43.55	86.39
200-5-7100-1203 RETIREMENT	17,991.00	2,194.89	0.00	18,108.28	0.00 (	117.28)	100.65
200-5-7100-1204 RETIREMENT LIFE INSURANCE	498.00	60.73	0.00	526.52	0.00 (	28.52)	105.73
200-5-7100-1205 WORKERS COMP	6,052.00	81.30	0.00	325.20	0.00	5,726.80	5.37
200-5-7100-1209 HEALTH INSURANCE	42,824.00	3,572.76	0.00	42,476.64	0.00	347.36	99.19
<b>TOTAL OTHER TAXES</b>	<b>81,285.00</b>	<b>7,552.35</b>	<b>0.00</b>	<b>74,686.19</b>	<b>0.00</b>	<b>6,598.81</b>	<b>91.88</b>

<b>TOTAL SALARIES &amp; BENEFITS</b>	<b>259,060.00</b>	<b>29,231.17</b>	<b>0.00</b>	<b>253,623.23</b>	<b>0.00</b>	<b>5,436.77</b>	<b>97.90</b>
--------------------------------------	-------------------	------------------	-------------	-------------------	-------------	-----------------	--------------

OPERATING EXPENSES

200-5-7100-2302 TRAINING & MILEAGE REIMB	0.00	0.00	0.00	0.00	0.00	0.00	0.00
200-5-7100-2303 BONDS & INSURANCE	256.00	110.45	0.00	457.45	0.00 (	201.45)	178.69
200-5-7100-2305 CONTRACT SERVICES	0.00	0.00	0.00	0.00	0.00	0.00	0.00
<b>TOTAL OPERATING EXPENSES</b>	<b>256.00</b>	<b>110.45</b>	<b>0.00</b>	<b>457.45</b>	<b>0.00 (</b>	<b>201.45)</b>	<b>178.69</b>

SUPPLIES

200-5-7100-3101 SUPPLIES 911	1,500.00	0.00	0.00	2,682.95	0.00 (	1,182.95)	178.86
200-5-7100-3103 MACHINE & EQUIP RENTAL	0.00	0.00	0.00	0.00	0.00	0.00	0.00
200-5-7100-3107 REPAIRS	1,500.00	0.00	0.00	577.26	0.00	922.74	38.48
200-5-7100-3110 MISCELLANEOUS	250.00	59.94	0.00	359.64	0.00 (	109.64)	143.86
200-5-7100-3119 911 SIGN MAINTENANCE	8,450.00	871.70	0.00	8,218.88	0.00	231.12	97.26
200-5-7100-3201 UTILITIES	1,500.00	58.40	0.00	1,322.27	0.00	177.73	88.15
200-5-7100-3202 FUEL	3,500.00	253.49	0.00	2,285.43	0.00	1,214.57	65.30
200-5-7100-3603 SECURITY EQUIPMENT	0.00	0.00	0.00	0.00	0.00	0.00	0.00
200-5-7100-3604 UNIFORMS/911 ADDRESSING	250.00	0.00	0.00	75.14	0.00	174.86	30.06
200-5-7100-3701 OTHER SUPPLIES	1,000.00	0.00	0.00	0.00	0.00	1,000.00	0.00
<b>TOTAL SUPPLIES</b>	<b>17,950.00</b>	<b>1,243.53</b>	<b>0.00</b>	<b>15,521.57</b>	<b>0.00</b>	<b>2,428.43</b>	<b>86.47</b>

HILL COUNTY, TEXAS  
 EXPENDITURES REPORT (UNAUDITED)  
 AS OF: SEPTEMBER 30TH, 2025

200-GENERAL ROAD & BRIDGE  
 INFRASTRUCTURE&ENVIR SER  
 GENERAL - ROAD & BRIDGE

% OF YEAR COMPLETED: 100.00

DEPARTMENTAL EXPENDITURES	CURRENT BUDGET	CURRENT PERIOD	PRIOR YEAR PO ADJUST.	Y-T-D ACTUAL	Y-T-D ENCUMBRANCE	BUDGET BALANCE	% OF BUDGET
<u>CAPITAL OUTLAY</u>							
200-5-7100-4101 CAPITAL OUTLAY	0.00	0.00	0.00	0.00	0.00	0.00	0.00
200-5-7100-4103 BRIDGE/INFRASTRUCTURE	0.00	0.00	0.00	0.00	0.00	0.00	0.00
TOTAL CAPITAL OUTLAY	0.00	0.00	0.00	0.00	0.00	0.00	0.00
<u>OTHER COSTS</u>							
200-5-7100-7201 PYMTS TO AGENCIES	32,000.00	9,410.64	0.00	9,410.64	0.00	22,589.36	29.41
200-5-7100-7210 APPRAISALS	83,620.00	0.00	0.00	104,582.00	0.00	(20,962.00)	125.07
200-5-7100-7602 CONTINGENCIES	0.00	0.00	0.00	0.00	0.00	0.00	0.00
TOTAL OTHER COSTS	115,620.00	9,410.64	0.00	113,992.64	0.00	1,627.36	98.59
<u>OTHER FINANCING (USES)</u>							
200-5-7100-9902 TRANSFERS TO PRECINCTS	0.00	0.00	0.00	0.00	0.00	0.00	0.00
200-5-7100-9903 TRANSFER TO SHERIFF	0.00	0.00	0.00	0.00	0.00	0.00	0.00
TOTAL OTHER FINANCING (USES)	0.00	0.00	0.00	0.00	0.00	0.00	0.00
TOTAL GENERAL - ROAD & BRIDGE	392,886.00	39,995.79	0.00	383,594.89	0.00	9,291.11	97.64

HILL COUNTY, TEXAS  
 EXPENDITURES REPORT (UNAUDITED)  
 AS OF: SEPTEMBER 30TH, 2025

200-GENERAL ROAD & BRIDGE  
 INFRASTRUCTURE&ENVIR SER  
 PUBLIC WORKS DEPT

% OF YEAR COMPLETED: 100.00

DEPARTMENTAL EXPENDITURES	CURRENT BUDGET	CURRENT PERIOD	PRIOR YEAR PO ADJUST.	Y-T-D ACTUAL	Y-T-D ENCUMBRANCE	BUDGET BALANCE	% OF BUDGET
<u>SALARIES &amp; BENEFITS</u>							
<u>SALARIES &amp; WAGES</u>							
200-5-7105-1101 SALARY	0.00	0.00	0.00	0.00	0.00	0.00	0.00
200-5-7105-1105 STAFF WAGES	0.00	0.00	0.00	0.00	0.00	0.00	0.00
TOTAL SALARIES & WAGES	0.00	0.00	0.00	0.00	0.00	0.00	0.00
<u>BENEFITS</u>							
200-5-7105-1201 SOCIAL SECURITY & MEDICARE	0.00	0.00	0.00	0.00	0.00	0.00	0.00
200-5-7105-1202 UNEMPLOYMENT TAX	0.00	0.00	0.00	0.00	0.00	0.00	0.00
200-5-7105-1203 RETIREMENT	0.00	0.00	0.00	0.00	0.00	0.00	0.00
200-5-7105-1204 RETIREMENT LIFE INSURANCE	0.00	0.00	0.00	0.00	0.00	0.00	0.00
200-5-7105-1205 WORKERS COMP	0.00	0.00	0.00	0.00	0.00	0.00	0.00
200-5-7105-1209 HEALTH INSURANCE	0.00	0.00	0.00	0.00	0.00	0.00	0.00
TOTAL OTHER TAXES	0.00	0.00	0.00	0.00	0.00	0.00	0.00
TOTAL SALARIES & BENEFITS	0.00	0.00	0.00	0.00	0.00	0.00	0.00
<u>OPERATING EXPENSES</u>							
200-5-7105-2302 TRAINING & MILEAGE REIMB	0.00	0.00	0.00	0.00	0.00	0.00	0.00
200-5-7105-2303 BONDS & INSURANCE	0.00	0.00	0.00	0.00	0.00	0.00	0.00
TOTAL OPERATING EXPENSES	0.00	0.00	0.00	0.00	0.00	0.00	0.00
<u>SUPPLIES</u>							
200-5-7105-3101 SUPPLIES	0.00	0.00	0.00	0.00	0.00	0.00	0.00
200-5-7105-3104 TELEPHONE	0.00	0.00	0.00	0.00	0.00	0.00	0.00
200-5-7105-3107 REPAIRS	0.00	0.00	0.00	0.00	0.00	0.00	0.00
200-5-7105-3110 MISCELLANEOUS	0.00	0.00	0.00	0.00	0.00	0.00	0.00
200-5-7105-3119 911 SIGN MAINTENANCE	0.00	0.00	0.00	0.00	0.00	0.00	0.00
200-5-7105-3202 FUEL	0.00	0.00	0.00	0.00	0.00	0.00	0.00
200-5-7105-3702 OSSF SUPPLIES	0.00	0.00	0.00	0.00	0.00	0.00	0.00
TOTAL SUPPLIES	0.00	0.00	0.00	0.00	0.00	0.00	0.00
<u>CAPITAL OUTLAY</u>							
200-5-7105-4101 CAPITAL OUTLAY	0.00	0.00	0.00	0.00	0.00	0.00	0.00
TOTAL CAPITAL OUTLAY	0.00	0.00	0.00	0.00	0.00	0.00	0.00
TOTAL PUBLIC WORKS DEPT	0.00	0.00	0.00	0.00	0.00	0.00	0.00

HILL COUNTY, TEXAS  
 EXPENDITURES REPORT (UNAUDITED)  
 AS OF: SEPTEMBER 30TH, 2025

200-GENERAL ROAD & BRIDGE  
 INFRASTRUCTURE&ENVIR SER  
 COUNTY ROAD ENGINEER

% OF YEAR COMPLETED: 100.00

DEPARTMENTAL EXPENDITURES	CURRENT BUDGET	CURRENT PERIOD	PRIOR YEAR PO ADJUST.	Y-T-D ACTUAL	Y-T-D ENCUMBRANCE	BUDGET BALANCE	% OF BUDGET
<u>SALARIES &amp; BENEFITS</u>							
<u>SALARIES &amp; WAGES</u>							
200-5-7110-1101 SALARY	0.00	0.00	0.00	0.00	0.00	0.00	0.00
200-5-7110-1104 DEPARTMENT HEAD SALARY	0.00	0.00	0.00	0.00	0.00	0.00	0.00
200-5-7110-1105 STAFF WAGES	0.00	0.00	0.00	0.00	0.00	0.00	0.00
TOTAL SALARIES & WAGES	0.00	0.00	0.00	0.00	0.00	0.00	0.00
<u>BENEFITS</u>							
200-5-7110-1201 SOCIAL SECURITY & MEDICARE	0.00	0.00	0.00	0.00	0.00	0.00	0.00
200-5-7110-1202 UNEMPLOYMENT TAX	0.00	0.00	0.00	0.00	0.00	0.00	0.00
200-5-7110-1203 RETIREMENT	0.00	0.00	0.00	0.00	0.00	0.00	0.00
200-5-7110-1204 RETIREMENT LIFE INSURANCE	0.00	0.00	0.00	0.00	0.00	0.00	0.00
200-5-7110-1205 WORKERS COMP	0.00	0.00	0.00	0.00	0.00	0.00	0.00
200-5-7110-1209 HEALTH INSURANCE	0.00	0.00	0.00	0.00	0.00	0.00	0.00
TOTAL OTHER TAXES	0.00	0.00	0.00	0.00	0.00	0.00	0.00
TOTAL SALARIES & BENEFITS	0.00	0.00	0.00	0.00	0.00	0.00	0.00
<u>OPERATING EXPENSES</u>							
200-5-7110-2301 DUES & MEMBERSHIPS	0.00	0.00	0.00	0.00	0.00	0.00	0.00
200-5-7110-2302 TRAINING & MILEAGE REIMB	0.00	0.00	0.00	0.00	0.00	0.00	0.00
200-5-7110-2303 BONDS & INSURANCE	0.00	0.00	0.00	0.00	0.00	0.00	0.00
TOTAL OPERATING EXPENSES	0.00	0.00	0.00	0.00	0.00	0.00	0.00
<u>SUPPLIES</u>							
200-5-7110-3101 SUPPLIES	0.00	0.00	0.00	0.00	0.00	0.00	0.00
200-5-7110-3104 TELEPHONE	0.00	0.00	0.00	0.00	0.00	0.00	0.00
200-5-7110-3110 MISCELLANEOUS EXPENSE	0.00	0.00	0.00	0.00	0.00	0.00	0.00
200-5-7110-3202 FUEL	0.00	0.00	0.00	0.00	0.00	0.00	0.00
TOTAL SUPPLIES	0.00	0.00	0.00	0.00	0.00	0.00	0.00
<u>CAPITAL OUTLAY</u>							
200-5-7110-4101 CAPITAL OUTLAY	0.00	0.00	0.00	0.00	0.00	0.00	0.00
TOTAL CAPITAL OUTLAY	0.00	0.00	0.00	0.00	0.00	0.00	0.00
TOTAL COUNTY ROAD ENGINEER	0.00	0.00	0.00	0.00	0.00	0.00	0.00
TOTAL INFRASTRUCTURE&ENVIR SER	392,886.00	39,995.79	0.00	383,594.89	0.	0.00	97.64
TOTAL EXPENDITURES	392,886.00	39,995.79	0.00	383,594.89	0.00	9,291.11	97.64

BALANCE SHEET

AS OF: SEPTEMBER 30TH, 2025

201-R & B # 1

ACCOUNT #	ACCOUNT DESCRIPTION	BALANCE
<b>ASSETS</b>		
=====		
201-101-099	CLAIM/GENERAL POOLED CASH	29,402.73
201-101-100	CASH	0.00
201-101-107	CLAIM ON CSB MMIA	1,204.27
201-101-109	CLAIM ON TEXAS CLASS	889.02
201-102-100	INVESTMENTS	204,685.46
201-103-101	DELINQUENT TAXES RECEIVABLE	34,481.00
201-103-102	RESERVE FOR UNCOLLECTIBLE	( 3,448.00)
201-103-200	SALES TAX RECEIVABLE	16,485.90
201-104-100	ACCOUNTS RECEIVABLE	30.92
201-104-200	GRANT RECEIVABLE	171,726.84
201-106-000	DUE FROM OTHER FUNDS	0.00
201-106-102	DUE FROM EMP HOSPITALIZATION	0.00
201-108-100	PREPAID ITEMS	0.00
		<u>455,458.14</u>
TOTAL ASSETS		455,458.14
=====		
<b>LIABILITIES</b>		
=====		
201-201-000	ACCOUNTS PAYABLE	714.11
201-201-100	A/P CREDITS WITH VENDORS	0.00
201-205-000	DEFERRED TAXES	29,034.00
201-206-000	DUE TO OTHER FUNDS	35,123.18
201-206-102	DUE TO EMP HOSPITALIZATION	0.00
201-206-105	DUE TO PAYROLL FUND	0.00
201-206-109	DUE TO TEXAS CLASS	0.00
201-206-999	DUE TO A/P CLEARING	82,901.57
201-208-100	ACCRUED WAGES PAYABLE	25,321.40
	TOTAL LIABILITIES	<u>173,094.26</u>
<b>EQUITY</b>		
=====		
201-271-000	UNRESERVED FUND BALANCE	313,921.00
201-272-000	ASSIGNED FUND BALANCE	100,000.00
201-273-000	RESERVED BALANCE	0.00
	TOTAL BEGINNING EQUITY	413,921.00
TOTAL REVENUE		1,172,446.96
TOTAL EXPENSES		<u>1,304,004.08</u>
TOTAL REVENUE OVER/(UNDER) EXPENSES		( 131,557.12)
TOTAL EQUITY & REV. OVER/(UNDER) EXP.		<u>282,363.88</u>
TOTAL LIABILITIES, EQUITY & REV.OVER/(UNDER) EXP.		<u>455,458.14</u>

HILL COUNTY, TEXAS  
 REVENUE REPORT (UNAUDITED)  
 AS OF: SEPTEMBER 30TH, 2025

201-R & B # 1

% OF YEAR COMPLETED: 100.00

REVENUES	CURRENT BUDGET	CURRENT PERIOD	PRIOR YEAR PO ADJUST.	Y-T-D ACTUAL	Y-T-D ENCUMBRANCE	BUDGET BALANCE	% OF BUDGET
<b>TAXES</b>							
<b>AD VALOREM TAXES</b>							
201-310-110 AD VALOREM TAX	0.00	0.00	0.00	0.00	0.00	0.00	0.00
201-310-115 AD VALOREM (CURRENT)	331,376.00	959.44	0.00	322,162.57	0.00	9,213.43	97.22
201-310-116 AD VALOREM (DELINQUENT)	12,019.00	857.76	0.00	10,528.62	0.00	1,490.38	87.60
201-310-117 AD VALOREM (PENALTY & INTEREST)	7,211.00	371.87	0.00	7,098.45	0.00	112.55	98.44
201-310-200 IN LIEU OF TAX	<u>5,571.00</u>	<u>0.00</u>	<u>0.00</u>	<u>5,426.92</u>	<u>0.00</u>	<u>144.08</u>	<u>97.41</u>
TOTAL AD VALOREM TAXES	356,177.00	2,189.07	0.00	345,216.56	0.00	10,960.44	96.92
<b>OTHER TAXES</b>							
201-318-130 CO SALES TAX	<u>86,570.00</u>	<u>6,710.25</u>	<u>0.00</u>	<u>95,214.34</u>	<u>0.00</u>	<u>( 8,644.34)</u>	<u>109.99</u>
TOTAL OTHER TAXES	86,570.00	6,710.25	0.00	95,214.34	0.00	( 8,644.34)	109.99
TOTAL TAXES	442,747.00	8,899.32	0.00	440,430.90	0.00	2,316.10	99.48
<b>MISC &amp; OTHER</b>							
201-360-303 GRANT REVENUE	0.00	0.00	0.00	0.00	0.00	0.00	0.00
201-360-400 LATERAL ROAD REFUND	17,099.00	0.00	0.00	10,567.57	0.00	6,531.43	61.80
201-360-450 GROSS & AXLE WEIGHT FEES	39,394.00	0.00	0.00	38,592.79	0.00	801.21	97.97
201-360-700 FLOOD CONTROL	0.00	3,011.29	0.00	3,011.29	0.00	( 3,011.29)	0.00
201-369-502 AUTO REGISTRATION	88,045.00	0.00	0.00	88,026.61	0.00	18.39	99.98
201-369-503 AUTO REGISTRATION \$10 FEE	104,939.00	8,155.71	0.00	112,001.99	0.00	( 7,062.99)	106.73
201-370-020 CONTRIBUTIONS	11,150.00	( 200.00)	0.00	10,950.00	0.00	200.00	98.21
201-370-500 MISCELLANEOUS	0.00	30.92	0.00	565.42	0.00	( 565.42)	0.00
201-375-100 INTEREST	21,791.00	1,115.87	0.00	25,528.39	0.00	( 3,737.39)	117.15
201-379-100 Sale of Fixed Assets	0.00	0.00	0.00	1,651.00	0.00	( 1,651.00)	0.00
201-379-200 SALE OF 911 SIGNS	<u>0.00</u>	<u>0.00</u>	<u>0.00</u>	<u>0.00</u>	<u>0.00</u>	<u>0.00</u>	<u>0.00</u>
TOTAL MISC & OTHER	282,418.00	12,113.79	0.00	290,895.06	0.00	( 8,477.06)	103.00
<b>PROCEEDS FROM FINANCING</b>							
201-380-100 ISSUANCE OF TIME WARRANT	0.00	0.00	0.00	0.00	0.00	0.00	0.00
201-380-200 PROCEEDS FROM CAPITAL LEASE	<u>346,121.00</u>	<u>0.00</u>	<u>0.00</u>	<u>346,121.00</u>	<u>0.00</u>	<u>0.00</u>	<u>100.00</u>
TOTAL PROCEEDS FROM FINANCING	346,121.00	0.00	0.00	346,121.00	0.00	0.00	100.00
<b>TRANSFERS</b>							
201-390-000 TRANSFERS IN	100,000.00	45,000.00	0.00	95,000.00	0.00	5,000.00	95.00
201-390-450 TRANSFER FROM JP COURT COST	<u>0.00</u>	<u>0.00</u>	<u>0.00</u>	<u>0.00</u>	<u>0.00</u>	<u>0.00</u>	<u>0.00</u>
TOTAL TRANSFERS	100,000.00	45,000.00	0.00	95,000.00	0.00	5,000.00	95.00
TOTAL REVENUES	<u>1,171,286.00</u>	<u>66,013.11</u>	<u>0.00</u>	<u>1,172,446.96</u>	<u>0.00</u>	<u>( 1,160.96)</u>	<u>100.10</u>

HILL COUNTY, TEXAS  
 EXPENDITURES REPORT (UNAUDITED)  
 AS OF: SEPTEMBER 30TH, 2025

201-R & B # 1

INFRASTRUCTURE&ENVI SER  
 ROAD & BRIDGE #1

% OF YEAR COMPLETED: 100.00

DEPARTMENTAL EXPENDITURES	CURRENT BUDGET	CURRENT PERIOD	PRIOR YEAR PO ADJUST.	Y-T-D ACTUAL	Y-T-D ENCUMBRANCE	BUDGET BALANCE	% OF BUDGET
<b>SALARIES &amp; BENEFITS</b>							
<b>SALARIES &amp; WAGES</b>							
201-5-7101-1101 SALARY	81,179.00	9,786.04	0.00	81,179.00	0.00	0.00	100.00
201-5-7101-1105 STAFF WAGES	346,947.00	43,984.32	0.00	328,358.77	0.00	18,588.23	94.64
201-5-7101-1106 PART TIME WAGE	69,942.00	1,460.48	0.00	12,696.52	0.00	57,245.48	18.15
201-5-7101-1113 CELL PHONE SUPPLEMENT	0.00	0.00	0.00	0.00	0.00	0.00	0.00
201-5-7101-1122 COUNTY LONGEVITY	1,313.00	0.00	0.00	1,050.00	0.00	263.00	79.97
201-5-7101-1155 OVERTIME WAGES	10,000.00	482.35	0.00	13,815.87	0.00	(3,815.87)	138.16
TOTAL SALARIES & WAGES	509,381.00	55,713.19	0.00	437,100.16	0.00	72,280.84	85.81
<b>BENEFITS</b>							
201-5-7101-1201 SOCIAL SECURITY & MEDICARE	38,203.00	4,165.33	0.00	32,711.46	0.00	5,491.54	85.63
201-5-7101-1202 UNEMPLOYMENT TAX	753.00	169.42	0.00	552.78	0.00	200.22	73.41
201-5-7101-1203 RETIREMENT	50,537.00	5,638.24	0.00	44,284.58	0.00	6,252.42	87.63
201-5-7101-1204 RETIREMENT LIFE INSURANCE	1,398.00	156.02	0.00	1,283.93	0.00	114.07	91.84
201-5-7101-1205 WORKERS COMP	16,998.00	2,133.64	0.00	8,534.56	0.00	8,463.44	50.21
201-5-7101-1207 VEHICLE USE	0.00	0.00	0.00	0.00	0.00	0.00	0.00
201-5-7101-1209 HEALTH INSURANCE	79,208.00	5,959.48	0.00	73,798.29	0.00	5,409.71	93.17
TOTAL OTHER TAXES	187,097.00	18,222.13	0.00	161,165.60	0.00	25,931.40	86.14
TOTAL SALARIES & BENEFITS	696,478.00	73,935.32	0.00	598,265.76	0.00	98,212.24	85.90
<b>OPERATING EXPENSES</b>							
201-5-7101-2302 TRAINING & MILEAGE REIMB	5,000.00	0.00	0.00	846.78	0.00	4,153.22	16.94
201-5-7101-2303 BONDS & INSURANCE	12,918.00	73.50	0.00	15,906.53	0.00	(2,988.53)	123.13
201-5-7101-2305 CONTRACT SERVICES	10,000.00	6,750.00	0.00	15,575.17	0.00	(5,575.17)	155.75
TOTAL OPERATING EXPENSES	27,918.00	6,823.50	0.00	32,328.48	0.00	(4,410.48)	115.80
<b>SUPPLIES</b>							
201-5-7101-3103 MACHINE & EQUIPMENT RENTAL	46,336.00	0.00	0.00	0.00	0.00	46,336.00	0.00
201-5-7101-3106 SHOP SUPPLIES	30,000.00	279.10	0.00	10,291.96	0.00	19,708.04	34.31
201-5-7101-3107 REPAIRS	50,000.00	2,032.95	0.00	52,683.89	0.00	(2,683.89)	105.37
201-5-7101-3110 MISCELLANEOUS	998.00	0.00	0.00	921.30	0.00	76.70	92.31
201-5-7101-3115 CONSTRUCTION MATERIALS	281,150.00	55,830.56	0.00	218,166.06	0.00	62,983.94	77.60
201-5-7101-3201 UTILITIES	9,275.00	580.31	0.00	5,008.94	0.00	4,266.06	54.00
201-5-7101-3202 FUEL & OIL	0.00	0.00	0.00	0.00	0.00	0.00	0.00
201-5-7101-3333 FEMA	0.00	5,093.51	0.00	5,093.51	0.00	(5,093.51)	0.00
TOTAL SUPPLIES	417,759.00	63,816.43	0.00	292,165.66	0.00	125,593.34	69.94
<b>CAPITAL OUTLAY</b>							
201-5-7101-4101 CAPITAL OUTLAY	346,121.00	35,123.18	0.00	381,244.18	0.00	(35,123.18)	110.15
201-5-7101-4103 BRIDGE/INFRASTRUCTURE	0.00	0.00	0.00	0.00	0.00	0.00	0.00
TOTAL CAPITAL OUTLAY	346,121.00	35,123.18	0.00	381,244.18	0.00	(35,123.18)	110.15

HILL COUNTY, TEXAS  
 EXPENDITURES REPORT (UNAUDITED)  
 AS OF: SEPTEMBER 30TH, 2025

201-R & B # 1

INFRASTRUCTURE&ENVIR SER  
 ROAD & BRIDGE #1

% OF YEAR COMPLETED: 100.00

DEPARTMENTAL EXPENDITURES	CURRENT BUDGET	CURRENT PERIOD	PRIOR YEAR PO ADJUST.	Y-T-D ACTUAL	Y-T-D ENCUMBRANCE	BUDGET BALANCE	% OF BUDGET
<u>DEBT SERVICE</u>							
201-5-7101-8103 CAPITAL LEASE	0.00	0.00	0.00	0.00	0.00	0.00	0.00
TOTAL DEBT SERVICE	0.00	0.00	0.00	0.00	0.00	0.00	0.00
<u>OTHER FINANCING (USES)</u>							
201-5-7101-9100 TRANSFER TO GENERAL	0.00	0.00	0.00	0.00	0.00	0.00	0.00
201-5-7101-9216 TRANSFER TO CETRZ FUND	0.00	0.00	0.00	0.00	0.00	0.00	0.00
TOTAL OTHER FINANCING (USES)	0.00	0.00	0.00	0.00	0.00	0.00	0.00
TOTAL ROAD & BRIDGE #1	1,488,276.00	179,698.43	0.00	1,304,004.08	0.00	184,271.92	87.62
TOTAL INFRASTRUCTURE&ENVIR SER	1,488,276.00	179,698.43	0.00	1,304,004.08	0.	0.00	87.62
TOTAL EXPENDITURES	1,488,276.00	179,698.43	0.00	1,304,004.08	0.00	184,271.92	87.62

BALANCE SHEET

AS OF: SEPTEMBER 30TH, 2025

202-R & B # 2

ACCOUNT #	ACCOUNT DESCRIPTION	BALANCE
<hr/>		
ASSETS		
=====		
202-101-099	CLAIM/GENERAL POOLED CASH	69,332.78
202-101-100	CASH	0.00
202-101-107	CLAIM ON CSB MMIA	10,217.36
202-101-109	CLAIM ON TEXAS CLASS	51,494.41
202-102-100	INVESTMENTS	0.00
202-103-101	DELINQUENT TAXES RECEIVABLE	34,269.00
202-103-102	RESERVE FOR UNCOLLECTIBLE	( 3,427.00)
202-103-200	SALES TAX RECEIVABLE	16,384.36
202-104-100	ACCOUNTS RECEIVABLE	0.00
202-104-200	GRANT RECEIVABLE	0.00
202-106-000	DUE FROM OTHER FUNDS	0.00
202-106-102	DUE FROM EMP HOSPITALIZATION	0.00
202-108-100	PREPAID ITEMS	0.00
		<hr/>
		178,270.91
		<hr/>
	TOTAL ASSETS	178,270.91
		<hr/>
LIABILITIES		
=====		
202-201-000	ACCOUNTS PAYABLE	510.93
202-201-100	A/P CREDITS WITH VENDORS	0.00
202-205-000	DEFERRED TAXES	28,856.00
202-206-000	DUE TO OTHER FUNDS	0.00
202-206-102	DUE TO EMP HOSPITALIZATION	0.00
202-206-105	DUE TO PAYROLL FUND	0.00
202-206-109	DUE TO TEXAS CLASS	0.00
202-206-999	DUE TO A/P CLEARING	10,576.84
202-208-100	ACCRUED WAGES PAYABLE	17,563.73
		<hr/>
	TOTAL LIABILITIES	57,507.50
		<hr/>
EQUITY		
=====		
202-271-000	UNRESERVED FUND BALANCE	50,256.73
202-272-000	ASSIGNED FUND BALANCE	65,579.00
		<hr/>
	TOTAL BEGINNING EQUITY	115,835.73
		<hr/>
	TOTAL REVENUE	934,819.03
	TOTAL EXPENSES	929,891.35
		<hr/>
	TOTAL REVENUE OVER/(UNDER) EXPENSES	4,927.68
		<hr/>
	TOTAL EQUITY & REV. OVER/(UNDER) EXP.	120,763.41
		<hr/>
	TOTAL LIABILITIES, EQUITY & REV.OVER/(UNDER) EXP.	178,270.91
		<hr/>

HILL COUNTY, TEXAS  
 REVENUE REPORT (UNAUDITED)  
 AS OF: SEPTEMBER 30TH, 2025

202-R & B # 2

% OF YEAR COMPLETED: 100.00

REVENUES	CURRENT BUDGET	CURRENT PERIOD	PRIOR YEAR PO ADJUST.	Y-T-D ACTUAL	Y-T-D ENCUMBRANCE	BUDGET BALANCE	% OF BUDGET
<b>TAXES</b>							
<b>AD VALOREM TAXES</b>							
202-310-110 AD VALOREM TAX	0.00	0.00	0.00	0.00	0.00	0.00	0.00
202-310-115 AD VALOREM (CURRENT)	329,344.00	953.55	0.00	320,186.12	0.00	9,157.88	97.22
202-310-116 AD VALOREM (DELINQUENT)	11,945.00	851.05	0.00	10,462.58	0.00	1,482.42	87.59
202-310-117 AD VALOREM (PENALTY & INTEREST)	7,167.00	369.59	0.00	7,054.81	0.00	112.19	98.43
202-310-200 IN LIEU OF TAX	5,539.00	0.00	0.00	5,399.16	0.00	139.84	97.48
TOTAL AD VALOREM TAXES	353,995.00	2,174.19	0.00	343,102.67	0.00	10,892.33	96.92
<b>OTHER TAXES</b>							
202-318-130 CO SALES TAX	86,038.00	6,984.17	0.00	94,627.83	0.00	( 8,589.83)	109.98
TOTAL OTHER TAXES	86,038.00	6,984.17	0.00	94,627.83	0.00	( 8,589.83)	109.98
TOTAL TAXES	440,033.00	9,158.36	0.00	437,730.50	0.00	2,302.50	99.48
<b>MISC &amp; OTHER</b>							
202-360-303 GRANT REVENUE	0.00	0.00	0.00	0.00	0.00	0.00	0.00
202-360-400 LATERAL ROAD REFUND	12,500.00	0.00	0.00	10,502.74	0.00	1,997.26	84.02
202-360-450 GROSS & AXLE WEIGHT FEES	39,394.00	0.00	0.00	38,592.79	0.00	801.21	97.97
202-360-700 FLOOD CONTROL	1,239.00	2,992.81	0.00	2,992.81	0.00	( 1,753.81)	241.55
202-369-502 AUTO REGISTRATION	87,505.00	0.00	0.00	87,486.56	0.00	18.44	99.98
202-369-503 AUTO REGISTRATION \$10 FEE	104,295.00	8,105.69	0.00	111,314.88	0.00	( 7,019.88)	106.73
202-370-020 CONTRIBUTIONS	50,700.00	0.00	0.00	50,700.00	0.00	0.00	100.00
202-370-300 INSURANCE PROCEEDS	0.00	0.00	0.00	460.66	0.00	( 460.66)	0.00
202-370-500 MISCELLANEOUS	0.00	0.00	0.00	0.00	0.00	0.00	0.00
202-375-100 INTEREST	12,210.00	665.91	0.00	10,343.09	0.00	1,866.91	84.71
202-379-100 SALE OF FIXED ASSETS	89,695.00	0.00	0.00	89,695.00	0.00	0.00	100.00
202-379-200 SALE OF 911 SIGNS	0.00	0.00	0.00	0.00	0.00	0.00	0.00
TOTAL MISC & OTHER	397,538.00	11,764.41	0.00	402,088.53	0.00	( 4,550.53)	101.14
<b>PROCEEDS FROM FINANCING</b>							
202-380-100 ISSUANCE OF TIME WARRANT	0.00	0.00	0.00	0.00	0.00	0.00	0.00
202-380-200 PROCEEDS FROM CAPITAL LEASE	0.00	0.00	0.00	0.00	0.00	0.00	0.00
TOTAL PROCEEDS FROM FINANCING	0.00	0.00	0.00	0.00	0.00	0.00	0.00
<b>TRANSFERS</b>							
202-390-000 TRANSFERS IN	100,000.00	45,000.00	0.00	95,000.00	0.00	5,000.00	95.00
202-390-100 TRANSFER FROM GENERAL	0.00	0.00	0.00	0.00	0.00	0.00	0.00
202-390-450 TRANSFER FROM JP COURT COST	0.00	0.00	0.00	0.00	0.00	0.00	0.00
202-390-883 TRANSFERS FROM OAK SPRINGS ACC	0.00	0.00	0.00	0.00	0.00	0.00	0.00
TOTAL TRANSFERS	100,000.00	45,000.00	0.00	95,000.00	0.00	5,000.00	95.00
TOTAL REVENUES	937,571.00	65,922.77	0.00	934,819.03	0.00	2,751.97	99.71

HILL COUNTY, TEXAS  
 EXPENDITURES REPORT (UNAUDITED)  
 AS OF:SEPTEMBER 30TH, 2025

202-R & B # 2

INFRASTRUCTURE&ENVIR SER  
 ROAD & BRIDGE #2

% OF YEAR COMPLETED: 100.00

DEPARTMENTAL EXPENDITURES	CURRENT BUDGET	CURRENT PERIOD	PRIOR YEAR PO ADJUST.	Y-T-D ACTUAL	Y-T-D ENCUMBRANCE	BUDGET BALANCE	% OF BUDGET
---------------------------	----------------	----------------	-----------------------	--------------	-------------------	----------------	-------------

SALARIES & BENEFITS

SALARIES & WAGES

202-5-7102-1101 SALARY	81,179.00	9,786.04	0.00	81,179.00	0.00	0.00	100.00
202-5-7102-1105 STAFF WAGES	304,131.00	30,975.10	0.00	266,896.03	0.00	37,234.97	87.76
202-5-7102-1106 PART TIME WAGES	35,400.00	0.00	0.00	0.00	0.00	35,400.00	0.00
202-5-7102-1113 CELL PHONE SUPPLEMENT	0.00	0.00	0.00	0.00	0.00	0.00	0.00
202-5-7102-1122 COUNTY LONGEVITY	3,150.00	0.00	0.00	3,150.00	0.00	0.00	100.00
202-5-7102-1155 OVERTIME WAGES	<u>10,000.00</u>	<u>287.52</u>	<u>0.00</u>	<u>2,723.67</u>	<u>0.00</u>	<u>7,276.33</u>	<u>27.24</u>
TOTAL SALARIES & WAGES	433,860.00	41,048.66	0.00	353,948.70	0.00	79,911.30	81.58

BENEFITS

202-5-7102-1201 SOCIAL SECURITY & MEDICARE	32,425.00	3,045.26	0.00	26,357.80	0.00	6,067.20	81.29
202-5-7102-1202 UNEMPLOYMENT TAX	617.00	107.73	0.00	418.15	0.00	198.85	67.77
202-5-7102-1203 RETIREMENT	42,895.00	4,154.14	0.00	35,899.11	0.00	6,995.89	83.69
202-5-7102-1204 RETIREMENT LIFE INSURANCE	1,187.00	114.97	0.00	1,048.40	0.00	138.60	88.32
202-5-7102-1205 WORKERS COMP	14,428.00	1,762.10	0.00	7,048.40	0.00	7,379.60	48.85
202-5-7102-1207 VEHICLE	0.00	0.00	0.00	0.00	0.00	0.00	0.00
202-5-7102-1209 HEALTH INSURANCE	<u>67,661.00</u>	<u>4,678.54</u>	<u>0.00</u>	<u>52,746.97</u>	<u>0.00</u>	<u>14,914.03</u>	<u>77.96</u>
TOTAL OTHER TAXES	159,213.00	13,862.74	0.00	123,518.83	0.00	35,694.17	77.58

TOTAL SALARIES & BENEFITS	593,073.00	54,911.40	0.00	477,467.53	0.00	115,605.47	80.51
---------------------------	------------	-----------	------	------------	------	------------	-------

OPERATING EXPENSES

202-5-7102-2302 TRAINING & MILEAGE REIMB	2,000.00	0.00	0.00	1,074.11	0.00	925.89	53.71
202-5-7102-2303 BONDS & INSURANCE	12,058.00	10.90	0.00	19,515.10	0.00	( 7,457.10)	161.84
202-5-7102-2305 CONTRACT SERVICES	<u>4,000.00</u>	<u>0.00</u>	<u>0.00</u>	<u>17,663.17</u>	<u>0.00</u>	<u>( 13,663.17)</u>	<u>441.58</u>
TOTAL OPERATING EXPENSES	18,058.00	10.90	0.00	38,252.38	0.00	( 20,194.38)	211.83

SUPPLIES

202-5-7102-3103 MACHINE & EQUIPMENT RENTAL	0.00	0.00	0.00	0.00	0.00	0.00	0.00
202-5-7102-3107 REPAIRS	20,000.00	1,643.97	0.00	13,612.75	0.00	6,387.25	68.06
202-5-7102-3110 MISCELLANEOUS	2,000.00	109.67	0.00	1,475.13	0.00	524.87	73.76
202-5-7102-3115 CONSTRUCTION MATERIALS	165,700.00	48,004.60	0.00	150,807.12	0.00	14,892.88	91.01
202-5-7102-3201 UTILITIES	8,025.00	1,399.70	0.00	9,372.12	0.00	( 1,347.12)	116.79
202-5-7102-3202 FUEL & OIL	40,000.00	0.00	0.00	16,158.23	0.00	23,841.77	40.40
202-5-7102-3333 FEMA	<u>0.00</u>	<u>0.00</u>	<u>0.00</u>	<u>0.00</u>	<u>0.00</u>	<u>0.00</u>	<u>0.00</u>
TOTAL SUPPLIES	235,725.00	51,157.94	0.00	191,425.35	0.00	44,299.65	81.21

CAPITAL OUTLAY

202-5-7102-4101 CAPITAL OUTLAY	139,695.00	51,114.91	0.00	156,996.09	0.00	( 17,301.09)	112.38
202-5-7102-4103 BRIDGE/INFRASTRUCTURE	0.00	0.00	0.00	0.00	0.00	0.00	0.00
202-5-7102-4104 RIGHT OF WAY	<u>0.00</u>	<u>0.00</u>	<u>0.00</u>	<u>0.00</u>	<u>0.00</u>	<u>0.00</u>	<u>0.00</u>
TOTAL CAPITAL OUTLAY	139,695.00	51,114.91	0.00	156,996.09	0.00	( 17,301.09)	112.38

HILL COUNTY, TEXAS  
 EXPENDITURES REPORT (UNAUDITED)  
 AS OF: SEPTEMBER 30TH, 2025

202-R & B # 2

INFRASTRUCTURE&ENVIR SER  
 ROAD & BRIDGE #2

% OF YEAR COMPLETED: 100.00

DEPARTMENTAL EXPENDITURES	CURRENT BUDGET	CURRENT PERIOD	PRIOR YEAR PO ADJUST.	Y-T-D ACTUAL	Y-T-D ENCUMBRANCE	BUDGET BALANCE	% OF BUDGET
<u>OTHER COSTS</u>							
202-5-7102-7301 TIME WARRANT	0.00	0.00	0.00	0.00	0.00	0.00	0.00
TOTAL OTHER COSTS	0.00	0.00	0.00	0.00	0.00	0.00	0.00
<u>DEBT SERVICE</u>							
202-5-7102-8103 CAPITAL LEASE	0.00	0.00	0.00	0.00	0.00	0.00	0.00
TOTAL DEBT SERVICE	0.00	0.00	0.00	0.00	0.00	0.00	0.00
<u>OTHER FINANCING (USES)</u>							
202-5-7102-9100 TRANSFER TO GENERAL	65,750.00	0.00	0.00	65,750.00	0.00	0.00	100.00
TOTAL OTHER FINANCING (USES)	65,750.00	0.00	0.00	65,750.00	0.00	0.00	100.00
TOTAL ROAD & BRIDGE #2	1,052,301.00	157,195.15	0.00	929,891.35	0.00	122,409.65	88.37
TOTAL INFRASTRUCTURE&ENVIR SER	1,052,301.00	157,195.15	0.00	929,891.35	0.00	0.00	88.37
TOTAL EXPENDITURES	1,052,301.00	157,195.15	0.00	929,891.35	0.00	122,409.65	88.37

BALANCE SHEET

AS OF: SEPTEMBER 30TH, 2025

203-R & B # 3

ACCOUNT #	ACCOUNT DESCRIPTION	BALANCE
<hr/>		
ASSETS		
<hr/>		
203-101-099	CLAIM/GENERAL POOLED CASH	286,210.93
203-101-100	CASH	0.00
203-101-107	CLAIM ON CSB MMIA	9,460.41
203-101-109	CLAIM ON TEXAS CLASS	62,716.45
203-102-100	INVESTMENTS	123,326.76
203-103-101	DELINQUENT TAXES RECEIVABLE	39,135.00
203-103-102	RESERVE FOR UNCOLLECTIBLE	( 3,914.00)
203-103-200	SALES TAX RECEIVABLE	18,710.94
203-104-100	ACCOUNTS RECEIVABLE	85.96
203-104-200	GRANT RECEIVABLE	0.00
203-106-000	DUE FROM OTHER FUNDS	0.00
203-106-102	DUE FROM EMP HOSPITALIZATION	0.00
203-108-100	PREPAID ITEMS	0.00
		<hr/>
		535,732.45
TOTAL ASSETS		<hr/> <hr/> 535,732.45
LIABILITIES		
<hr/>		
203-201-000	ACCOUNTS PAYABLE	6,688.75
203-201-100	A/P CREDITS WITH VENDORS	0.00
203-205-000	DEFERRED TAXES	32,953.00
203-206-000	DUE TO OTHER FUNDS	0.00
203-206-102	DUE TO EMP HOSPITALIZATION	0.00
203-206-105	DUE TO PAYROLL FUND	0.00
203-206-109	DUE TO TEXAS CLASS	0.00
203-206-999	DUE TO A/P CLEARING	27,526.77
203-208-100	ACCRUED WAGES PAYABLE	20,616.34
		<hr/>
	TOTAL LIABILITIES	87,784.86
EQUITY		
<hr/>		
203-271-000	UNRESERVED FUND BALANCE	110,636.33
203-272-000	ASSIGNED FUND BALANCE	150,000.00
		<hr/>
	TOTAL BEGINNING EQUITY	260,636.33
	TOTAL REVENUE	943,594.39
	TOTAL EXPENSES	<hr/> 756,283.13
	TOTAL REVENUE OVER/(UNDER) EXPENSES	187,311.26
	TOTAL EQUITY & REV. OVER/(UNDER) EXP.	<hr/> 447,947.59
	TOTAL LIABILITIES, EQUITY & REV.OVER/(UNDER) EXP.	<hr/> <hr/> 535,732.45

HILL COUNTY, TEXAS  
 REVENUE REPORT (UNAUDITED)  
 AS OF: SEPTEMBER 30TH, 2025

203-R & B # 3

% OF YEAR COMPLETED: 100.00

REVENUES	CURRENT BUDGET	CURRENT PERIOD	PRIOR YEAR PO ADJUST.	Y-T-D ACTUAL	Y-T-D ENCUMBRANCE	BUDGET BALANCE	% OF BUDGET
<b>TAXES</b>							
<b>AD VALOREM TAXES</b>							
203-310-110 AD VALOREM TAX	0.00	0.00	0.00	0.00	0.00	0.00	0.00
203-310-115 AD VALOREM (CURRENT)	376,102.00	1,088.93	0.00	365,644.64	0.00	10,457.36	97.22
203-310-116 AD VALOREM (DELINQUENT)	13,641.00	972.52	0.00	11,948.65	0.00	1,692.35	87.59
203-310-117 AD VALOREM (PENALTY & INTEREST)	8,185.00	422.06	0.00	8,056.41	0.00	128.59	98.43
203-310-200 IN LIEU OF TAX	<u>6,323.00</u>	<u>0.00</u>	<u>0.00</u>	<u>6,162.54</u>	<u>0.00</u>	<u>160.46</u>	<u>97.46</u>
TOTAL AD VALOREM TAXES	404,251.00	2,483.51	0.00	391,812.24	0.00	12,438.76	96.92
<b>OTHER TAXES</b>							
203-318-130 CO SALES TAX	<u>98,254.00</u>	<u>7,647.87</u>	<u>0.00</u>	<u>108,065.06</u>	<u>0.00</u>	<u>( 9,811.06)</u>	<u>109.99</u>
TOTAL OTHER TAXES	98,254.00	7,647.87	0.00	108,065.06	0.00	( 9,811.06)	109.99
TOTAL TAXES	502,505.00	10,131.38	0.00	499,877.30	0.00	2,627.70	99.48
<b>MISC &amp; OTHER</b>							
203-360-303 GRANT REVENUE	0.00	0.00	0.00	0.00	0.00	0.00	0.00
203-360-400 LATERAL ROAD REFUND	14,100.00	0.00	0.00	11,993.87	0.00	2,106.13	85.06
203-360-450 GROSS & AXLE WEIGHT FEES	39,394.00	0.00	0.00	38,592.79	0.00	801.21	97.97
203-360-700 FLOOD CONTROL	1,415.00	3,417.72	0.00	3,417.72	0.00	( 2,002.72)	241.53
203-369-502 AUTO REGISTRATION	99,928.00	0.00	0.00	99,907.49	0.00	20.51	99.98
203-369-503 AUTO REGISTRATION \$10 FEE	119,102.00	9,256.48	0.00	127,118.81	0.00	( 8,016.81)	106.73
203-370-020 CONTRIBUTIONS	0.00	0.00	0.00	0.00	0.00	0.00	0.00
203-370-500 MISCELLANEOUS	0.00	69.06	0.00	12,798.66	0.00	( 12,798.66)	0.00
203-375-100 INTEREST	19,490.00	2,397.72	0.00	27,887.75	0.00	( 8,397.75)	143.09
203-379-100 Sale of Fixed Assets	27,000.00	0.00	0.00	27,000.00	0.00	0.00	100.00
203-379-200 SALE OF 911 SIGNS	<u>0.00</u>	<u>0.00</u>	<u>0.00</u>	<u>0.00</u>	<u>0.00</u>	<u>0.00</u>	<u>0.00</u>
TOTAL MISC & OTHER	320,429.00	15,140.98	0.00	348,717.09	0.00	( 28,288.09)	108.83
<b>PROCEEDS FROM FINANCING</b>							
203-380-100 ISSUANCE OF TIME WARRANT	0.00	0.00	0.00	0.00	0.00	0.00	0.00
203-380-200 PROCEEDS FROM CAPITAL LEASE	<u>0.00</u>	<u>0.00</u>	<u>0.00</u>	<u>0.00</u>	<u>0.00</u>	<u>0.00</u>	<u>0.00</u>
TOTAL PROCEEDS FROM FINANCING	0.00	0.00	0.00	0.00	0.00	0.00	0.00
<b>TRANSFERS</b>							
203-390-000 TRANSFERS IN	100,000.00	45,000.00	0.00	95,000.00	0.00	5,000.00	95.00
203-390-450 TRANSFER FROM JP COURT COST	0.00	0.00	0.00	0.00	0.00	0.00	0.00
203-390-600 TRANSFERS FROM ROAD DIST ACCTS	<u>0.00</u>	<u>0.00</u>	<u>0.00</u>	<u>0.00</u>	<u>0.00</u>	<u>0.00</u>	<u>0.00</u>
TOTAL TRANSFERS	100,000.00	45,000.00	0.00	95,000.00	0.00	5,000.00	95.00
TOTAL REVENUES	<u>922,934.00</u>	<u>70,272.36</u>	<u>0.00</u>	<u>943,594.39</u>	<u>0.00</u>	<u>( 20,660.39)</u>	<u>102.24</u>

HILL COUNTY, TEXAS  
 EXPENDITURES REPORT (UNAUDITED)  
 AS OF: SEPTEMBER 30TH, 2025

203-R & B # 3

INFRASTRUCTURE&ENVR SER  
 ROAD & BRIDGE #3

% OF YEAR COMPLETED: 100.00

DEPARTMENTAL EXPENDITURES	CURRENT BUDGET	CURRENT PERIOD	PRIOR YEAR PO ADJUST.	Y-T-D ACTUAL	Y-T-D ENCUMBRANCE	BUDGET BALANCE	% OF BUDGET
<b>SALARIES &amp; BENEFITS</b>							
<b>SALARIES &amp; WAGES</b>							
203-5-7103-1101 SALARY	81,179.00	9,786.04	0.00	81,179.00	0.00	0.00	100.00
203-5-7103-1105 STAFF WAGES	349,037.00	37,281.56	0.00	300,557.40	0.00	48,479.60	86.11
203-5-7103-1106 PART TIME WAGES	0.00	0.00	0.00	0.00	0.00	0.00	0.00
203-5-7103-1113 CELL PHONE ALLOWANCE	1,827.00	120.00	0.00	1,540.00	0.00	287.00	84.29
203-5-7103-1122 COUNTY LONGEVITY	12,250.00	0.00	0.00	9,750.00	0.00	2,500.00	79.59
203-5-7103-1155 OVERTIME WAGES	10,000.00	235.46	0.00	3,098.76	0.00	6,901.24	30.99
TOTAL SALARIES & WAGES	454,293.00	47,423.06	0.00	396,125.16	0.00	58,167.84	87.20
<b>BENEFITS</b>							
203-5-7103-1201 SOCIAL SECURITY & MEDICARE	33,988.00	3,594.70	0.00	30,069.53	0.00	3,918.47	88.47
203-5-7103-1202 UNEMPLOYMENT TAX	654.00	124.46	0.00	479.60	0.00	174.40	73.33
203-5-7103-1203 RETIREMENT	44,962.00	4,805.29	0.00	40,106.89	0.00	4,855.11	89.20
203-5-7103-1204 RETIREMENT LIFE INSURANCE	1,244.00	133.02	0.00	1,168.83	0.00	75.17	93.96
203-5-7103-1205 WORKERS COMP	15,124.00	1,843.64	0.00	7,374.56	0.00	7,749.44	48.76
203-5-7103-1207 VEHICLE	0.00	0.00	0.00	0.00	0.00	0.00	0.00
203-5-7103-1209 HEALTH INSURANCE	74,194.00	5,498.19	0.00	66,655.50	0.00	7,538.50	89.84
TOTAL OTHER TAXES	170,166.00	15,999.30	0.00	145,854.91	0.00	24,311.09	85.71
TOTAL SALARIES & BENEFITS	624,459.00	63,422.36	0.00	541,980.07	0.00	82,478.93	86.79
<b>OPERATING EXPENSES</b>							
203-5-7103-2302 TRAINING & MILEAGE REIMB	850.00	0.00	0.00	803.28	0.00	46.72	94.50
203-5-7103-2303 BONDS & INSURANCE	20,734.00	42.40	0.00	20,634.90	0.00	99.10	99.52
203-5-7103-2305 CONTRACT SERVICES	40,000.00	13,178.79	0.00	29,561.97	0.00	10,438.03	73.90
TOTAL OPERATING EXPENSES	61,584.00	13,221.19	0.00	51,000.15	0.00	10,583.85	82.81
<b>SUPPLIES</b>							
203-5-7103-3103 MACHINE & EQUIPMENT RENTAL	0.00	0.00	0.00	0.00	0.00	0.00	0.00
203-5-7103-3107 REPAIRS	30,000.00	9,565.57	0.00	28,126.64	0.00	1,873.36	93.76
203-5-7103-3110 MISCELLANEOUS	950.00	73.67	0.00	816.83	0.00	133.17	85.98
203-5-7103-3115 CONSTRUCTION MATERIAL	56,850.00	7,453.75	0.00	29,817.99	0.00	27,032.01	52.45
203-5-7103-3201 UTILITIES	7,340.00	530.88	0.00	7,330.50	0.00	9.50	99.87
203-5-7103-3202 FUEL & OIL	80,000.00	16.90	0.00	17,210.95	0.00	62,789.05	21.51
203-5-7103-3333 FEMA	0.00	0.00	0.00	0.00	0.00	0.00	0.00
TOTAL SUPPLIES	175,140.00	17,606.97	0.00	83,302.91	0.00	91,837.09	47.56
<b>CAPITAL OUTLAY</b>							
203-5-7103-4101 CAPITAL OUTLAY	126,200.00	0.00	0.00	0.00	0.00	126,200.00	0.00
203-5-7103-4103 BRIDGE/INFRASTRUCTURE	100,000.00	0.00	0.00	80,000.00	0.00	20,000.00	80.00
TOTAL CAPITAL OUTLAY	226,200.00	0.00	0.00	80,000.00	0.00	146,200.00	35.37

HILL COUNTY, TEXAS  
 EXPENDITURES REPORT (UNAUDITED)  
 AS OF: SEPTEMBER 30TH, 2025

203-R & B # 3

INFRASTRUCTURE&ENVIR SER  
 ROAD & BRIDGE #3

% OF YEAR COMPLETED: 100.00

DEPARTMENTAL EXPENDITURES	CURRENT BUDGET	CURRENT PERIOD	PRIOR YEAR PO ADJUST.	Y-T-D ACTUAL	Y-T-D ENCUMBRANCE	BUDGET BALANCE	% OF BUDGET
<u>OTHER FINANCING (USES)</u>							
203-5-7103-9100 TRANSFER TO GENERAL	0.00	0.00	0.00	0.00	0.00	0.00	0.00
TOTAL OTHER FINANCING (USES)	0.00	0.00	0.00	0.00	0.00	0.00	0.00
TOTAL ROAD & BRIDGE #3	1,087,383.00	94,250.52	0.00	756,283.13	0.00	331,099.87	69.55
TOTAL INFRASTRUCTURE&ENVIR SER	1,087,383.00	94,250.52	0.00	756,283.13	0.	0.00	69.55
TOTAL EXPENDITURES	1,087,383.00	94,250.52	0.00	756,283.13	0.00	331,099.87	69.55

204-R & B # 4

ACCOUNT #	ACCOUNT DESCRIPTION	BALANCE	
<b>ASSETS</b>			
=====			
204-101-099	CLAIM/GENERAL POOLED CASH	116,575.76	
204-101-100	CASH	0.00	
204-101-107	CLAIM ON CSB MMIA	15,626.30	
204-101-109	CLAIM ON TEXAS CLASS	5,020.93	
204-102-100	INVESTMENTS	0.00	
204-103-101	DELINQUENT TAXES RECEIVABLE	33,141.00	
204-103-102	RESERVE FOR UNCOLLECTIBLE	( 3,314.00)	
204-103-200	SALES TAX RECEIVABLE	15,844.96	
204-104-100	ACCOUNTS RECEIVABLE	1,070.57	
204-104-200	GRANT RECEIVABLE	0.00	
204-106-000	DUE FROM OTHER FUNDS	0.00	
204-106-102	DUE FROM EMP HOSPITALIZATION	0.00	
204-108-100	PREPAID ITEMS	0.00	
		<u>183,965.52</u>	
			183,965.52
			=====
<b>LIABILITIES</b>			
=====			
204-201-000	ACCOUNTS PAYABLE	237.52	
204-201-100	A/P CREDITS WITH VENDORS	0.00	
204-205-000	DEFERRED TAXES	27,906.00	
204-206-000	DUE TO OTHER FUNDS	0.00	
204-206-102	DUE TO EMP HOSPITALIZATION	0.00	
204-206-105	DUE TO PAYROLL FUND	0.00	
204-206-109	DUE TO TEXAS CLASS	0.00	
204-206-999	DUE TO A/P CLEARING	48,064.86	
204-208-100	ACCRUED WAGES PAYABLE	19,045.59	
	TOTAL LIABILITIES	<u>95,253.97</u>	
<b>EQUITY</b>			
=====			
204-271-000	UNRESERVED FUND BALANCE	( 2,773.85)	
204-272-000	ASSIGNED FUND BALANCE	75,141.00	
	TOTAL BEGINNING EQUITY	<u>72,367.15</u>	
	TOTAL REVENUE	784,039.63	
	TOTAL EXPENSES	<u>767,695.23</u>	
	TOTAL REVENUE OVER/(UNDER) EXPENSES	16,344.40	
	TOTAL EQUITY & REV. OVER/(UNDER) EXP.	<u>88,711.55</u>	
	TOTAL LIABILITIES, EQUITY & REV.OVER/(UNDER) EXP.		<u>183,965.52</u>
			=====

HILL COUNTY, TEXAS  
 REVENUE REPORT (UNAUDITED)  
 AS OF: SEPTEMBER 30TH, 2025

204-R & B # 4

% OF YEAR COMPLETED: 100.00

REVENUES	CURRENT BUDGET	CURRENT PERIOD	PRIOR YEAR PO ADJUST.	Y-T-D ACTUAL	Y-T-D ENCUMBRANCE	BUDGET BALANCE	% OF BUDGET
<b>TAXES</b>							
<b>AD VALOREM TAXES</b>							
204-310-110 AD VALOREM TAX	0.00	0.00	0.00	0.00	0.00	0.00	0.00
204-310-115 AD VALOREM (CURRENT)	318,501.00	922.16	0.00	309,644.98	0.00	8,856.02	97.22
204-310-116 AD VALOREM (DELINQUENT)	11,552.00	823.56	0.00	10,118.67	0.00	1,433.33	87.59
204-310-117 AD VALOREM (PENALTY & INTEREST)	6,931.00	357.41	0.00	6,822.53	0.00	108.47	98.44
204-310-200 IN LIEU OF TAX	5,354.00	0.00	0.00	5,218.73	0.00	135.27	97.47
TOTAL AD VALOREM TAXES	342,338.00	2,103.13	0.00	331,804.91	0.00	10,533.09	96.92
<b>OTHER TAXES</b>							
204-318-130 CO SALES TAX	83,206.00	6,411.36	0.00	91,512.51	0.00	( 8,306.51)	109.98
TOTAL OTHER TAXES	83,206.00	6,411.36	0.00	91,512.51	0.00	( 8,306.51)	109.98
<b>TOTAL TAXES</b>	<b>425,544.00</b>	<b>8,514.49</b>	<b>0.00</b>	<b>423,317.42</b>	<b>0.00</b>	<b>2,226.58</b>	<b>99.48</b>
<b>MISC &amp; OTHER</b>							
204-360-303 GRANT REVENUE	0.00	0.00	0.00	0.00	0.00	0.00	0.00
204-360-400 LATERAL ROAD REFUND	11,500.00	0.00	0.00	10,156.97	0.00	1,343.03	88.32
204-360-450 GROSS & AXLE WEIGHT FEES	39,394.00	0.00	0.00	38,592.78	0.00	801.22	97.97
204-360-700 FLOOD CONTROL	1,199.00	2,894.28	0.00	2,894.28	0.00	( 1,695.28)	241.39
204-369-502 AUTO REGISTRATION	84,624.00	0.00	0.00	84,606.34	0.00	17.66	99.98
204-369-503 AUTO REGISTRATION \$10 FEE	100,861.00	7,838.82	0.00	107,650.12	0.00	( 6,789.12)	106.73
204-370-020 CONTRIBUTIONS	14,000.00	14,000.00	0.00	14,000.00	0.00	0.00	100.00
204-370-500 MISCELLANEOUS	0.00	789.43	0.00	789.43	0.00	( 789.43)	0.00
204-375-100 INTEREST	2,320.00	452.54	0.00	6,822.29	0.00	( 4,502.29)	294.06
204-379-100 SALE OF FIXED ASSETS	0.00	0.00	0.00	210.00	0.00	( 210.00)	0.00
204-379-200 SALE OF 911 SIGNS	0.00	0.00	0.00	0.00	0.00	0.00	0.00
TOTAL MISC & OTHER	253,898.00	25,975.07	0.00	265,722.21	0.00	( 11,824.21)	104.66
<b>PROCEEDS FROM FINANCING</b>							
204-380-200 PROCEEDS FROM CAPITAL LEASE	0.00	0.00	0.00	0.00	0.00	0.00	0.00
TOTAL PROCEEDS FROM FINANCING	0.00	0.00	0.00	0.00	0.00	0.00	0.00
<b>TRANSFERS</b>							
204-390-000 TRANSFERS IN	100,000.00	45,000.00	0.00	95,000.00	0.00	5,000.00	95.00
204-390-450 TRANSFER FROM JP COURT COST	0.00	0.00	0.00	0.00	0.00	0.00	0.00
TOTAL TRANSFERS	100,000.00	45,000.00	0.00	95,000.00	0.00	5,000.00	95.00
<b>TOTAL REVENUES</b>	<b>779,442.00</b>	<b>79,489.56</b>	<b>0.00</b>	<b>784,039.63</b>	<b>0.00</b>	<b>( 4,597.63)</b>	<b>100.59</b>

HILL COUNTY, TEXAS  
 EXPENDITURES REPORT (UNAUDITED)  
 AS OF: SEPTEMBER 30TH, 2025

204-R & B # 4  
 INFRASTRUCTURE&ENVI SER  
 ROAD & BRIDGE #4

% OF YEAR COMPLETED: 100.00

DEPARTMENTAL EXPENDITURES	CURRENT BUDGET	CURRENT PERIOD	PRIOR YEAR PO ADJUST.	Y-T-D ACTUAL	Y-T-D ENCUMBRANCE	BUDGET BALANCE	% OF BUDGET
<b>SALARIES &amp; BENEFITS</b>							
<b>SALARIES &amp; WAGES</b>							
204-5-7104-1101 SALARY	81,179.00	9,786.04	0.00	81,179.00	0.00	0.00	100.00
204-5-7104-1105 STAFF WAGES	355,372.00	31,979.28	0.00	255,715.08	0.00	99,656.92	71.96
204-5-7104-1106 PART TIME WAGES	0.00	0.00	0.00	0.00	0.00	0.00	0.00
204-5-7104-1113 CELL PHONE SUPPLEMENT	1,566.00	100.00	0.00	1,300.00	0.00	266.00	83.01
204-5-7104-1122 COUNTY LONGEVITY	4,450.00	0.00	0.00	4,450.00	0.00	0.00	100.00
204-5-7104-1155 OVERTIME WAGES	10,000.00	1,437.60	0.00	2,875.20	0.00	7,124.80	28.75
TOTAL SALARIES & WAGES	452,567.00	43,302.92	0.00	345,519.28	0.00	107,047.72	76.35
<b>BENEFITS</b>							
204-5-7104-1201 SOCIAL SECURITY & MEDICARE	33,856.00	3,249.72	0.00	25,977.19	0.00	7,878.81	76.73
204-5-7104-1202 UNEMPLOYMENT TAX	650.00	111.49	0.00	407.94	0.00	242.06	62.76
204-5-7104-1203 RETIREMENT	44,788.00	4,387.29	0.00	35,045.98	0.00	9,742.02	78.25
204-5-7104-1204 RETIREMENT LIFE INSURANCE	1,239.00	121.46	0.00	1,019.04	0.00	219.96	82.25
204-5-7104-1205 WORKERS COMP	15,065.00	1,851.38	0.00	7,405.52	0.00	7,659.48	49.16
204-5-7104-1207 VEHICLE	0.00	0.00	0.00	0.00	0.00	0.00	0.00
204-5-7104-1209 HEALTH INSURANCE	74,765.00	4,107.62	0.00	48,798.36	0.00	25,966.64	65.27
TOTAL OTHER TAXES	170,363.00	13,828.96	0.00	118,654.03	0.00	51,708.97	69.65
TOTAL SALARIES & BENEFITS	622,930.00	57,131.88	0.00	464,173.31	0.00	158,756.69	74.51
<b>OPERATING EXPENSES</b>							
204-5-7104-2302 TRAINING & MILEAGE REIMB	2,500.00	7.50	0.00	1,527.27	0.00	972.73	61.09
204-5-7104-2303 BONDS & INSURANCE	19,000.00	22.45	0.00	19,791.45	0.00	( 791.45)	104.17
204-5-7104-2305 CONTRACT SERVICES	25,000.00	11,225.92	0.00	54,923.80	0.00	( 29,923.80)	219.70
TOTAL OPERATING EXPENSES	46,500.00	11,255.87	0.00	76,242.52	0.00	( 29,742.52)	163.96
<b>SUPPLIES</b>							
204-5-7104-3103 MACHINE & EQUIPMENT RENTAL	0.00	0.00	0.00	2,800.00	0.00	( 2,800.00)	0.00
204-5-7104-3106 SHOP SUPPLIES	4,000.00	138.37	0.00	4,160.97	0.00	( 160.97)	104.02
204-5-7104-3107 REPAIRS	35,000.00	18,144.63	0.00	79,882.51	0.00	( 44,882.51)	228.24
204-5-7104-3109 MAINTENANCE	10,000.00	3,621.13	0.00	28,050.84	0.00	( 18,050.84)	280.51
204-5-7104-3110 MISCELLANEOUS	750.00	73.66	0.00	1,621.33	0.00	( 871.33)	216.18
204-5-7104-3115 CONSTRUCTION MATERIALS	64,000.00	8,273.83	0.00	25,305.77	0.00	38,694.23	39.54
204-5-7104-3201 UTILITIES	10,500.00	814.85	0.00	10,315.88	0.00	184.12	98.25
204-5-7104-3202 FUEL & OIL	25,000.00	5,508.57	0.00	47,960.25	0.00	( 22,960.25)	191.84
204-5-7104-3333 FEMA	0.00	0.00	0.00	0.00	0.00	0.00	0.00
TOTAL SUPPLIES	149,250.00	36,575.04	0.00	200,097.55	0.00	( 50,847.55)	134.07
<b>CAPITAL OUTLAY</b>							
204-5-7104-4101 CAPITAL OUTLAY	0.00	0.00	0.00	27,181.85	0.00	( 27,181.85)	0.00
204-5-7104-4103 BRIDGE/INFRASTRUCTURE	25,000.00	0.00	0.00	0.00	0.00	25,000.00	0.00
TOTAL CAPITAL OUTLAY	25,000.00	0.00	0.00	27,181.85	0.00	( 2,181.85)	108.73

HILL COUNTY, TEXAS  
 EXPENDITURES REPORT (UNAUDITED)  
 AS OF: SEPTEMBER 30TH, 2025

204-R & B # 4  
 INFRASTRUCTURE&ENVIR SER  
 ROAD & BRIDGE #4

% OF YEAR COMPLETED: 100.00

DEPARTMENTAL EXPENDITURES	CURRENT BUDGET	CURRENT PERIOD	PRIOR YEAR PO ADJUST.	Y-T-D ACTUAL	Y-T-D ENCUMBRANCE	BUDGET BALANCE	% OF BUDGET
<u>OTHER FINANCING (USES)</u>							
204-5-7104-9100 TRANSFER TO GENERAL	0.00	0.00	0.00	0.00	0.00	0.00	0.00
TOTAL OTHER FINANCING (USES)	0.00	0.00	0.00	0.00	0.00	0.00	0.00
TOTAL ROAD & BRIDGE #4	843,680.00	104,962.79	0.00	767,695.23	0.00	75,984.77	90.99
TOTAL INFRASTRUCTURE&ENVIR SER	843,680.00	104,962.79	0.00	767,695.23	0.	0.00	90.99
TOTAL EXPENDITURES	843,680.00	104,962.79	0.00	767,695.23	0.00	75,984.77	90.99

## BALANCE SHEET

AS OF: SEPTEMBER 30TH, 2025

211-F/M LATERAL # 1

ACCOUNT #	ACCOUNT DESCRIPTION	BALANCE	
<b>ASSETS</b>			
=====			
211-101-099	CLAIM/GENERAL POOLED CASH	152,418.98	
211-101-100	CASH	0.00	
211-101-107	CLAIM ON CSB MMIA	0.00	
211-101-109	CLAIM ON TX CLASS	0.00	
211-102-100	INVESTMENTS	95,000.00	
211-103-101	DELINQUENT TAXES RECEIVABLE	72,248.00	
211-103-102	RESERVE FOR UNCOLLECTIBLE	( 7,225.00)	
211-104-100	ACCOUNTS RECEIVABLE	55,407.97	
211-106-000	DUE FROM OTHER FUNDS	0.00	
			<u>367,849.95</u>
TOTAL ASSETS			<u>367,849.95</u>
=====			
<b>LIABILITIES</b>			
=====			
211-201-000	ACCOUNTS PAYABLE	( 74,994.80)	
211-201-100	A/P CREDITS WITH VENDORS	0.00	
211-205-000	DEFERRED TAXES	60,809.00	
211-206-000	DUE TO OTHER FUNDS	0.00	
211-206-999	DUE TO A/P CLEARING	108,228.59	
TOTAL LIABILITIES			<u>94,042.79</u>
=====			
<b>EQUITY</b>			
=====			
211-271-000	UNRESERVED FUND BALANCE	106,474.04	
211-272-000	ASSIGNED FUND BALANCE	211,050.00	
TOTAL BEGINNING EQUITY		317,524.04	
TOTAL REVENUE		821,789.79	
TOTAL EXPENSES		<u>865,506.67</u>	
TOTAL REVENUE OVER/(UNDER) EXPENSES		( 43,716.88)	
TOTAL EQUITY & REV. OVER/(UNDER) EXP.		<u>273,807.16</u>	
TOTAL LIABILITIES, EQUITY & REV.OVER/(UNDER) EXP.			<u>367,849.95</u>
=====			

HILL COUNTY, TEXAS  
 REVENUE REPORT (UNAUDITED)  
 AS OF: SEPTEMBER 30TH, 2025

211-F/M LATERAL # 1

% OF YEAR COMPLETED: 100.00

REVENUES	CURRENT BUDGET	CURRENT PERIOD	PRIOR YEAR PO ADJUST.	Y-T-D ACTUAL	Y-T-D ENCUMBRANCE	BUDGET BALANCE	% OF BUDGET
<b>TAXES</b>							
<b>AD VALOREM TAXES</b>							
211-310-111 SPECIAL INVENTORY TAX	0.00	0.00	0.00	0.00	0.00	0.00	0.00
211-310-112 F/M LATERAL ROAD TAX	0.00	0.00	0.00	0.00	0.00	0.00	0.00
211-310-115 F/M LAT ROAD TAX (CURRENT)	744,036.00	2,089.46	0.00	744,178.01	0.00	142.01	100.02
211-310-116 F/M LAT ROAD TAX (DELINQUENT)	27,121.00	2,009.15	0.00	22,500.28	0.00	4,620.72	82.96
211-310-117 F/M LAT ROAD TAX (PEN & INT)	15,459.00	793.58	0.00	15,111.50	0.00	347.50	97.75
211-310-200 IN LIEU OF TAX	0.00	0.00	0.00	0.00	0.00	0.00	0.00
<b>TOTAL AD VALOREM TAXES</b>	<b>786,616.00</b>	<b>4,892.19</b>	<b>0.00</b>	<b>781,789.79</b>	<b>0.00</b>	<b>4,826.21</b>	<b>99.39</b>
<b>TOTAL TAXES</b>	<b>786,616.00</b>	<b>4,892.19</b>	<b>0.00</b>	<b>781,789.79</b>	<b>0.00</b>	<b>4,826.21</b>	<b>99.39</b>
<b>MISC &amp; OTHER</b>							
211-370-020 CONTRIBUTIONS	0.00	0.00	0.00	0.00	0.00	0.00	0.00
211-379-100 Sale of Fixed Assets	40,000.00	0.00	0.00	40,000.00	0.00	0.00	100.00
<b>TOTAL MISC &amp; OTHER</b>	<b>40,000.00</b>	<b>0.00</b>	<b>0.00</b>	<b>40,000.00</b>	<b>0.00</b>	<b>0.00</b>	<b>100.00</b>
<b>PROCEEDS FROM FINANCING</b>							
211-380-200 PROCEEDS FROM CAPITAL LEASE	0.00	0.00	0.00	0.00	0.00	0.00	0.00
<b>TOTAL PROCEEDS FROM FINANCING</b>	<b>0.00</b>	<b>0.00</b>	<b>0.00</b>	<b>0.00</b>	<b>0.00</b>	<b>0.00</b>	<b>0.00</b>
<b>TRANSFERS</b>							
211-390-000 TRANSFERS IN	0.00	0.00	0.00	0.00	0.00	0.00	0.00
<b>TOTAL TRANSFERS</b>	<b>0.00</b>	<b>0.00</b>	<b>0.00</b>	<b>0.00</b>	<b>0.00</b>	<b>0.00</b>	<b>0.00</b>
<b>TOTAL REVENUES</b>	<b>826,616.00</b>	<b>4,892.19</b>	<b>0.00</b>	<b>821,789.79</b>	<b>0.00</b>	<b>4,826.21</b>	<b>99.42</b>

HILL COUNTY, TEXAS  
 EXPENDITURES REPORT (UNAUDITED)  
 AS OF: SEPTEMBER 30TH, 2025

211-F/M LATERAL # 1

INFRASTRUCTURE&ENVIR SER

% OF YEAR COMPLETED: 100.00

FM LATERAL # 1

DEPARTMENTAL EXPENDITURES	CURRENT BUDGET	CURRENT PERIOD	PRIOR YEAR PO ADJUST.	Y-T-D ACTUAL	Y-T-D ENCUMBRANCE	BUDGET BALANCE	% OF BUDGET
<u>OPERATING EXPENSES</u>							
211-5-7101-2305 CONTRACT SERVICES	40,000.00	( 1,460.00)	0.00	45,747.00	0.00	( 5,747.00)	114.37
TOTAL OPERATING EXPENSES	40,000.00	( 1,460.00)	0.00	45,747.00	0.00	( 5,747.00)	114.37
<u>SUPPLIES</u>							
211-5-7101-3107 REPAIRS	100,000.00	3,737.31	0.00	22,861.79	0.00	77,138.21	22.86
211-5-7101-3115 CONSTRUCTION MATERIAL	448,450.00	0.00	0.00	448,369.20	0.00	80.80	99.98
211-5-7101-3202 FUEL & OIL	150,000.00	6,128.05	0.00	77,289.13	0.00	72,710.87	51.53
TOTAL SUPPLIES	698,450.00	9,865.36	0.00	548,520.12	0.00	149,929.88	78.53
<u>CAPITAL OUTLAY</u>							
211-5-7101-4101 CAPITAL OUTLAY	160,000.00	13,100.00	0.00	89,864.91	0.00	70,135.09	56.17
211-5-7101-4103 BRIDGE/INFRASTRUCTURE	0.00	0.00	0.00	0.00	0.00	0.00	0.00
TOTAL CAPITAL OUTLAY	160,000.00	13,100.00	0.00	89,864.91	0.00	70,135.09	56.17
<u>DEBT SERVICE</u>							
211-5-7101-8103 CAPITAL LEASE	246,697.00	( 39,839.13)	0.00	181,374.64	0.00	65,322.36	73.52
TOTAL DEBT SERVICE	246,697.00	( 39,839.13)	0.00	181,374.64	0.00	65,322.36	73.52
<u>OTHER FINANCING (USES)</u>							
211-5-7101-9216 TRANSFER TO CETRZ FUND	0.00	0.00	0.00	0.00	0.00	0.00	0.00
TOTAL OTHER FINANCING (USES)	0.00	0.00	0.00	0.00	0.00	0.00	0.00
TOTAL FM LATERAL # 1	1,145,147.00	( 18,333.77)	0.00	865,506.67	0.00	279,640.33	75.58
TOTAL INFRASTRUCTURE&ENVIR SER	1,145,147.00	( 18,333.77)	0.00	865,506.67	0.	0.00	75.58
TOTAL EXPENDITURES	1,145,147.00	( 18,333.77)	0.00	865,506.67	0.00	279,640.33	75.58

212-F/M LATERAL # 2

ACCOUNT #	ACCOUNT DESCRIPTION	BALANCE	
<b>ASSETS</b>			
=====			
212-101-099	CLAIM/GENERAL POOLED CASH	1,992.28	
212-101-100	CASH	0.00	
212-101-107	CLAIM ON CSB MMIA	0.00	
212-101-109	CLAIM ON TX CLASS	95,000.00	
212-102-100	INVESTMENTS	0.00	
212-103-101	DELINQUENT TAXES RECEIVABLE	71,804.00	
212-103-102	RESERVE FOR UNCOLLECTIBLE	( 7,180.00)	
212-104-100	ACCOUNTS RECEIVABLE	0.00	
212-106-000	DUE FROM OTHER FUNDS	0.00	
			<u>161,616.28</u>
TOTAL ASSETS			<u>161,616.28</u>
=====			
<b>LIABILITIES</b>			
=====			
212-201-000	ACCOUNTS PAYABLE	( 765.20)	
212-201-100	A/P CREDITS WITH VENDORS	0.00	
212-205-000	DEFERRED TAXES	60,436.00	
212-206-000	DUE TO OTHER FUNDS	0.00	
212-206-999	DUE TO A/P CLEARING	21,254.72	
	TOTAL LIABILITIES		<u>80,925.52</u>
<b>EQUITY</b>			
=====			
212-271-000	UNRESERVED FUND BALANCE	155,513.17	
212-272-000	ASSIGNED FUND BALANCE	63,768.00	
	TOTAL BEGINNING EQUITY	219,281.17	
TOTAL REVENUE		776,993.13	
TOTAL EXPENSES		915,583.54	
TOTAL REVENUE OVER/(UNDER) EXPENSES		( 138,590.41)	
TOTAL EQUITY & REV. OVER/(UNDER) EXP.			<u>80,690.76</u>
TOTAL LIABILITIES, EQUITY & REV.OVER/(UNDER) EXP.			<u>161,616.28</u>
=====			

HILL COUNTY, TEXAS  
 REVENUE REPORT (UNAUDITED)  
 AS OF: SEPTEMBER 30TH, 2025

212-F/M LATERAL # 2

% OF YEAR COMPLETED: 100.00

REVENUES	CURRENT BUDGET	CURRENT PERIOD	PRIOR YEAR PO ADJUST.	Y-T-D ACTUAL	Y-T-D ENCUMBRANCE	BUDGET BALANCE	% OF BUDGET
<b>TAXES</b>							
<b>AD VALOREM TAXES</b>							
212-310-111 SPECIAL INVENTORY TAX	0.00	0.00	0.00	0.00	0.00	0.00	0.00
212-310-112 F/M LATERAL ROAD TAX	0.00	0.00	0.00	0.00	0.00	0.00	0.00
212-310-115 F/M LAT ROAD TAX (CURRENT)	739,471.00	2,076.64	0.00	739,612.50	0.00	141.50	100.02
212-310-116 F/M LAT ROAD TAX (DELINQUENT)	25,607.00	1,996.38	0.00	22,361.82	0.00	3,245.18	87.33
212-310-117 F/M LAT ROAD TAX (PEN & INT)	15,365.00	788.71	0.00	15,018.81	0.00	346.19	97.75
212-310-200 IN LIEU OF TAX	0.00	0.00	0.00	0.00	0.00	0.00	0.00
<b>TOTAL AD VALOREM TAXES</b>	<b>780,443.00</b>	<b>4,861.73</b>	<b>0.00</b>	<b>776,993.13</b>	<b>0.00</b>	<b>3,449.87</b>	<b>99.56</b>
<b>TOTAL TAXES</b>	<b>780,443.00</b>	<b>4,861.73</b>	<b>0.00</b>	<b>776,993.13</b>	<b>0.00</b>	<b>3,449.87</b>	<b>99.56</b>
<b>MISC &amp; OTHER</b>							
212-379-100 Sale of Fixed Assets	0.00	0.00	0.00	0.00	0.00	0.00	0.00
<b>TOTAL MISC &amp; OTHER</b>	<b>0.00</b>	<b>0.00</b>	<b>0.00</b>	<b>0.00</b>	<b>0.00</b>	<b>0.00</b>	<b>0.00</b>
<b>TRANSFERS</b>							
212-390-000 TRANSFERS IN	0.00	0.00	0.00	0.00	0.00	0.00	0.00
<b>TOTAL TRANSFERS</b>	<b>0.00</b>	<b>0.00</b>	<b>0.00</b>	<b>0.00</b>	<b>0.00</b>	<b>0.00</b>	<b>0.00</b>
<b>TOTAL REVENUES</b>	<b>780,443.00</b>	<b>4,861.73</b>	<b>0.00</b>	<b>776,993.13</b>	<b>0.00</b>	<b>3,449.87</b>	<b>99.56</b>

HILL COUNTY, TEXAS  
 EXPENDITURES REPORT (UNAUDITED)  
 AS OF: SEPTEMBER 30TH, 2025

212-F/M LATERAL # 2  
 INFRASTRUCTURE&ENVIR SER  
 FM LATERAL # 2

% OF YEAR COMPLETED: 100.00

DEPARTMENTAL EXPENDITURES	CURRENT BUDGET	CURRENT PERIOD	PRIOR YEAR PO ADJUST.	Y-T-D ACTUAL	Y-T-D ENCUMBRANCE	BUDGET BALANCE	% OF BUDGET
<u>OPERATING EXPENSES</u>							
212-5-7102-2305 CONTRACT SERVICES	25,000.00	0.00	0.00	13,755.00	0.00	11,245.00	55.02
TOTAL OPERATING EXPENSES	25,000.00	0.00	0.00	13,755.00	0.00	11,245.00	55.02
<u>SUPPLIES</u>							
212-5-7102-3107 REPAIRS	100,000.00	1,359.91	0.00	97,172.85	0.00	2,827.15	97.17
212-5-7102-3115 CONSTRUCTION MATERIAL	485,000.00	22,192.99	0.00	457,676.13	0.00	27,323.87	94.37
212-5-7102-3202 FUEL & OIL	100,000.00	713.20	0.00	49,275.22	0.00	50,724.78	49.28
TOTAL SUPPLIES	685,000.00	24,266.10	0.00	604,124.20	0.00	80,875.80	88.19
<u>CAPITAL OUTLAY</u>							
212-5-7102-4101 CAPITAL OUTLAY	285,000.00	11,988.34	0.00	287,704.34	0.00 (	2,704.34)	100.95
212-5-7102-4103 BRIDGE/INFRASTRUCTURE	0.00	10,000.00	0.00	10,000.00	0.00 (	10,000.00)	0.00
TOTAL CAPITAL OUTLAY	285,000.00	21,988.34	0.00	297,704.34	0.00 (	12,704.34)	104.46
<u>DEBT SERVICE</u>							
212-5-7102-8103 CAPITAL LEASE	0.00	0.00	0.00	0.00	0.00	0.00	0.00
TOTAL DEBT SERVICE	0.00	0.00	0.00	0.00	0.00	0.00	0.00
TOTAL FM LATERAL # 2	995,000.00	46,254.44	0.00	915,583.54	0.00	79,416.46	92.02
TOTAL INFRASTRUCTURE&ENVIR SER	995,000.00	46,254.44	0.00	915,583.54	0.	0.00	92.02
TOTAL EXPENDITURES	995,000.00	46,254.44	0.00	915,583.54	0.00	79,416.46	92.02

213-F/M LATERAL # 3

ACCOUNT #	ACCOUNT DESCRIPTION	BALANCE	
<b>ASSETS</b>			
=====			
213-101-099	CLAIM/GENERAL POOLED CASH	584.34	
213-101-100	CASH	0.00	
213-101-107	CLAIM ON CSB MMIA	0.00	
213-101-109	CLAIM ON TEXAS CLASS	310,000.00	
213-102-100	INVESTMENTS	117,000.00	
213-103-101	DELINQUENT TAXES RECEIVABLE	81,999.00	
213-103-102	RESERVE FOR UNCOLLECTIBLE	( 8,200.00)	
213-104-100	ACCOUNTS RECEIVABLE	0.00	
213-106-000	DUE FROM OTHER FUNDS	0.00	
		<u>501,383.34</u>	
			501,383.34
			=====
<b>LIABILITIES</b>			
=====			
213-201-000	ACCOUNTS PAYABLE	( 723.80)	
213-201-100	A/P CREDITS WITH VENDORS	0.00	
213-205-000	DEFERRED TAXES	69,016.00	
213-206-000	DUE TO OTHER FUNDS	0.00	
213-206-999	DUE TO A/P CLEARING	41,302.83	
	TOTAL LIABILITIES	<u>109,595.03</u>	
<b>EQUITY</b>			
=====			
213-271-000	UNRESERVED FUND BALANCE	356,772.53	
213-272-000	ASSIGNED FUND BALANCE	185,000.00	
	TOTAL BEGINNING EQUITY	<u>541,772.53</u>	
	TOTAL REVENUE	927,202.15	
	TOTAL EXPENSES	<u>1,077,186.37</u>	
	TOTAL REVENUE OVER/(UNDER) EXPENSES	( 149,984.22)	
	TOTAL EQUITY & REV. OVER/(UNDER) EXP.	<u>391,788.31</u>	
	TOTAL LIABILITIES, EQUITY & REV.OVER/(UNDER) EXP.		501,383.34
			=====

HILL COUNTY, TEXAS  
 REVENUE REPORT (UNAUDITED)  
 AS OF: SEPTEMBER 30TH, 2025

213-F/M LATERAL # 3

% OF YEAR COMPLETED: 100.00

REVENUES	CURRENT BUDGET	CURRENT PERIOD	PRIOR YEAR PO ADJUST.	Y-T-D ACTUAL	Y-T-D ENCUMBRANCE	BUDGET BALANCE	% OF BUDGET
<u>TAXES</u>							
<u>AD VALOREM TAXES</u>							
213-310-111 SPECIAL INVENTORY TAX	0.00	0.00	0.00	0.00	0.00	0.00	0.00
213-310-112 F/M LATERAL ROAD TAX	0.00	0.00	0.00	0.00	0.00	0.00	0.00
213-310-115 F/M LAT ROAD TAX (CURRENT)	844,458.00	2,371.47	0.00	844,619.20	0.00	(161.20)	100.02
213-310-116 F/M LAT ROAD TAX (DELINQUENT)	29,243.00	2,280.04	0.00	25,536.84	0.00	3,706.16	87.33
213-310-117 F/M LAT ROAD TAX (PEN & INT)	17,545.00	900.69	0.00	17,151.11	0.00	393.89	97.75
213-310-200 IN LIEU OF TAX	0.00	0.00	0.00	0.00	0.00	0.00	0.00
TOTAL AD VALOREM TAXES	891,246.00	5,552.20	0.00	887,307.15	0.00	3,938.85	99.56
TOTAL TAXES	891,246.00	5,552.20	0.00	887,307.15	0.00	3,938.85	99.56
<u>MISC &amp; OTHER</u>							
213-375-100 INTEREST	0.00	0.00	0.00	0.00	0.00	0.00	0.00
213-379-100 Sale of Fixed Assets	38,995.00	0.00	0.00	39,895.00	0.00	(900.00)	102.31
TOTAL MISC & OTHER	38,995.00	0.00	0.00	39,895.00	0.00	(900.00)	102.31
<u>PROCEEDS FROM FINANCING</u>							
213-380-200 PROCEEDS FROM CAPITAL LEASE	0.00	0.00	0.00	0.00	0.00	0.00	0.00
TOTAL PROCEEDS FROM FINANCING	0.00	0.00	0.00	0.00	0.00	0.00	0.00
TOTAL REVENUES	930,241.00	5,552.20	0.00	927,202.15	0.00	3,038.85	99.67

HILL COUNTY, TEXAS  
 EXPENDITURES REPORT (UNAUDITED)  
 AS OF: SEPTEMBER 30TH, 2025

213-F/M LATERAL # 3  
 INFRASTRUCTURE&ENVIR SER  
 FM LATERAL # 3

% OF YEAR COMPLETED: 100.00

DEPARTMENTAL EXPENDITURES	CURRENT BUDGET	CURRENT PERIOD	PRIOR YEAR PO ADJUST.	Y-T-D ACTUAL	Y-T-D ENCUMBRANCE	BUDGET BALANCE	% OF BUDGET
<u>OPERATING EXPENSES</u>							
213-5-7103-2305 CONTRACT SERVICES	107,500.00	25,176.42	0.00	106,082.53	0.00	1,417.47	98.68
TOTAL OPERATING EXPENSES	107,500.00	25,176.42	0.00	106,082.53	0.00	1,417.47	98.68
<u>SUPPLIES</u>							
213-5-7103-3107 REPAIRS	120,000.00	14,271.95	0.00	89,164.06	0.00	30,835.94	74.30
213-5-7103-3115 CONSTRUCTION MATERIAL	421,068.00	63,185.64	0.00	314,482.23	0.00	106,585.77	74.69
213-5-7103-3202 FUEL & OIL	150,000.00	0.00	0.00	63,192.14	0.00	86,807.86	42.13
TOTAL SUPPLIES	691,068.00	77,457.59	0.00	466,838.43	0.00	224,229.57	67.55
<u>CAPITAL OUTLAY</u>							
213-5-7103-4101 CAPITAL OUTLAY	303,995.00	0.00	0.00	300,333.00	0.00	3,662.00	98.80
213-5-7103-4103 BRIDGE/INFRASTRUCTURE	227,500.00	0.00	0.00	80,000.00	0.00	147,500.00	35.16
TOTAL CAPITAL OUTLAY	531,495.00	0.00	0.00	380,333.00	0.00	151,162.00	71.56
<u>DEBT SERVICE</u>							
213-5-7103-8103 CAPITAL LEASE	123,932.00	0.00	0.00	123,932.41	0.00	( 0.41)	100.00
TOTAL DEBT SERVICE	123,932.00	0.00	0.00	123,932.41	0.00	( 0.41)	100.00
TOTAL FM LATERAL # 3	1,453,995.00	102,634.01	0.00	1,077,186.37	0.00	376,808.63	74.08
TOTAL INFRASTRUCTURE&ENVIR SER	1,453,995.00	102,634.01	0.00	1,077,186.37	0.	0.00	74.08
TOTAL EXPENDITURES	1,453,995.00	102,634.01	0.00	1,077,186.37	0.00	376,808.63	74.08

BALANCE SHEET

AS OF: SEPTEMBER 30TH, 2025

214-F/M LATERAL # 4

ACCOUNT #	ACCOUNT DESCRIPTION	BALANCE	
<b>ASSETS</b>			
=====			
214-101-099	CLAIM/GENERAL POOLED CASH	299.94	
214-101-100	CASH	0.00	
214-101-107	CLAIM ON CSB MMIA	0.00	
214-101-109	CLAIM ON TEXAS CLASS	93,000.00	
214-102-100	INVESTMENTS	0.00	
214-103-101	DELINQUENT TAXES RECEIVABLE	69,440.00	
214-103-102	RESERVE FOR UNCOLLECTIBLE	( 6,944.00)	
214-104-100	ACCOUNTS RECEIVABLE	14.62	
214-106-000	DUE FROM OTHER FUNDS	0.00	
		<u>155,810.56</u>	
	TOTAL ASSETS		<u>155,810.56</u>
<b>LIABILITIES</b>			
=====			
214-201-000	ACCOUNTS PAYABLE	0.00	
214-201-100	A/P CREDITS WITH VENDORS	0.00	
214-205-000	DEFERRED TAXES	58,445.00	
214-206-000	DUE TO OTHER FUNDS	0.00	
214-206-999	DUE TO A/P CLEARING	8,167.90	
	TOTAL LIABILITIES	<u>66,612.90</u>	
<b>EQUITY</b>			
=====			
214-271-000	UNRESERVED FUND BALANCE	114,653.73	
214-272-000	ASSIGNED FUND BALANCE	13,515.00	
	TOTAL BEGINNING EQUITY	128,168.73	
	TOTAL REVENUE	751,414.07	
	TOTAL EXPENSES	<u>790,385.14</u>	
	TOTAL REVENUE OVER/(UNDER) EXPENSES	( 38,971.07)	
	TOTAL EQUITY & REV. OVER/(UNDER) EXP.	<u>89,197.66</u>	
	TOTAL LIABILITIES, EQUITY & REV.OVER/(UNDER) EXP.		<u>155,810.56</u>

HILL COUNTY, TEXAS  
 REVENUE REPORT (UNAUDITED)  
 AS OF: SEPTEMBER 30TH, 2025

214-F/M LATERAL # 4

% OF YEAR COMPLETED: 100.00

REVENUES	CURRENT BUDGET	CURRENT PERIOD	PRIOR YEAR PO ADJUST.	Y-T-D ACTUAL	Y-T-D ENCUMBRANCE	BUDGET BALANCE	% OF BUDGET
<u>TAXES</u>							
<u>AD VALOREM TAXES</u>							
214-310-111 SPECIAL INVENTORY TAX	0.00	0.00	0.00	0.00	0.00	0.00	0.00
214-310-112 F/M LATERAL ROAD TAX	0.00	0.00	0.00	0.00	0.00	0.00	0.00
214-310-115 F/M LAT ROAD TAX (CURRENT)	715,126.00	2,008.27	0.00	715,263.12	0.00	137.12	100.02
214-310-116 F/M LAT ROAD TAX (DELINQUENT)	24,764.00	1,931.62	0.00	21,626.58	0.00	3,137.42	87.33
214-310-117 F/M LAT ROAD TAX (PEN & INT)	14,859.00	762.75	0.00	14,524.37	0.00	334.63	97.75
214-310-200 IN LIEU OF TAX	0.00	0.00	0.00	0.00	0.00	0.00	0.00
TOTAL AD VALOREM TAXES	754,749.00	4,702.64	0.00	751,414.07	0.00	3,334.93	99.56
TOTAL TAXES	754,749.00	4,702.64	0.00	751,414.07	0.00	3,334.93	99.56
<u>MISC &amp; OTHER</u>							
214-370-020 CONTRIBUTIONS	0.00	0.00	0.00	0.00	0.00	0.00	0.00
214-370-500 MISCELLANEOUS INCOME	0.00	0.00	0.00	0.00	0.00	0.00	0.00
214-379-100 SALE OF FIXED ASSETS	0.00	0.00	0.00	0.00	0.00	0.00	0.00
TOTAL MISC & OTHER	0.00	0.00	0.00	0.00	0.00	0.00	0.00
TOTAL REVENUES	754,749.00	4,702.64	0.00	751,414.07	0.00	3,334.93	99.56

HILL COUNTY, TEXAS  
EXPENDITURES REPORT (UNAUDITED)

AS OF: SEPTEMBER 30TH, 2025

214-F/M LATERAL # 4

INFRASTRUCTURE&ENVIR SER

% OF YEAR COMPLETED: 100.00

FM LATERAL # 4

DEPARTMENTAL EXPENDITURES	CURRENT BUDGET	CURRENT PERIOD	PRIOR YEAR PO ADJUST.	Y-T-D ACTUAL	Y-T-D ENCUMBRANCE	BUDGET BALANCE	% OF BUDGET
<u>OPERATING EXPENSES</u>							
214-5-7104-2305 CONTRACT SERVICES	95,000.00	0.00	0.00	98,188.06	0.00	( 3,188.06)	103.36
TOTAL OPERATING EXPENSES	95,000.00	0.00	0.00	98,188.06	0.00	( 3,188.06)	103.36
<u>SUPPLIES</u>							
214-5-7104-3106 SHOP SUPPLIES	750.00	2,849.98	0.00	2,849.98	0.00	( 2,099.98)	380.00
214-5-7104-3107 REPAIRS	15,000.00	1,605.45	0.00	34,643.28	0.00	( 19,643.28)	230.96
214-5-7104-3109 MAINTENANCE	35,000.00	2,305.00	0.00	37,294.79	0.00	( 2,294.79)	106.56
214-5-7104-3115 CONSTRUCTION MATERIAL	190,000.00	0.00	0.00	179,245.78	0.00	10,754.22	94.34
214-5-7104-3202 FUEL & OIL	55,000.00	39.44	0.00	18,002.36	0.00	36,997.64	32.73
TOTAL SUPPLIES	295,750.00	6,799.87	0.00	272,036.19	0.00	23,713.81	91.98
<u>CAPITAL OUTLAY</u>							
214-5-7104-4101 CAPITAL OUTLAY	85,000.00	83,622.90	0.00	146,580.74	0.00	( 61,580.74)	172.45
214-5-7104-4103 BRIDGE/INFRASTRUCTURE	80,000.00	0.00	0.00	0.00	0.00	80,000.00	0.00
TOTAL CAPITAL OUTLAY	165,000.00	83,622.90	0.00	146,580.74	0.00	18,419.26	88.84
<u>DEBT SERVICE</u>							
214-5-7104-8103 CAPITAL LEASE	276,512.00	0.00	0.00	273,580.15	0.00	2,931.85	98.94
TOTAL DEBT SERVICE	276,512.00	0.00	0.00	273,580.15	0.00	2,931.85	98.94
TOTAL FM LATERAL # 4	832,262.00	90,422.77	0.00	790,385.14	0.00	41,876.86	94.97
TOTAL INFRASTRUCTURE&ENVIR SER	832,262.00	90,422.77	0.00	790,385.14	0.00	0.00	94.97
TOTAL EXPENDITURES	832,262.00	90,422.77	0.00	790,385.14	0.00	41,876.86	94.97

**SPECIAL  
REVENUE  
FUND**

BALANCE SHEET

AS OF: SEPTEMBER 30TH, 2025

300-COURT FACILITY FEE FUND

ACCOUNT #	ACCOUNT DESCRIPTION	BALANCE	
<hr/>			
ASSETS			
=====			
300-101-099	CLAIM/GENERAL POOLED CASH	22,215.44	
300-101-100	CASH	0.00	
300-102-100	INVESTMENTS	0.00	
300-103-101	DELINQUENT TAXES RECEIVABLE	0.00	
300-103-102	RESERVE FOR UNCOLLECTIBLE	0.00	
300-106-000	DUE FROM OTHER FUNDS	0.00	
		<u>0.00</u>	
			<u>22,215.44</u>
TOTAL ASSETS			22,215.44
			=====
LIABILITIES			
=====			
300-201-000	ACCOUNTS PAYABLE	0.00	
300-202-100	A/P CREDITS WITH VENDORS	0.00	
300-206-999	DUE TO A/P CLEARING	0.00	
		<u>0.00</u>	
TOTAL LIABILITIES			<u>0.00</u>
EQUITY			
=====			
300-271-000	UNRESERVED FUND BALANCE	40,920.18	
	TOTAL BEGINNING EQUITY	40,920.18	
TOTAL REVENUE			16,295.26
TOTAL EXPENSES			<u>35,000.00</u>
TOTAL REVENUE OVER/(UNDER) EXPENSES			( 18,704.74)
TOTAL EQUITY & REV. OVER/(UNDER) EXP.			<u>22,215.44</u>
TOTAL LIABILITIES, EQUITY & REV.OVER/(UNDER) EXP.			22,215.44
			=====

REVENUE REPORT (UNAUDITED)

AS OF: SEPTEMBER 30TH, 2025

300-COURT FACILITY FEE FUND

% OF YEAR COMPLETED: 100.00

REVENUES	CURRENT BUDGET	CURRENT PERIOD	PRIOR YEAR PO ADJUST.	Y-T-D ACTUAL	Y-T-D ENCUMBRANCE	BUDGET BALANCE	% OF BUDGET
<u>FEEs</u>							
300-340-400 CO CLK COURT FACILITY FEE	2,700.00	180.00	0.00	3,440.00	0.00 (	740.00)	127.41
300-340-700 DC COURT FACILITY FEE	<u>12,685.00</u>	<u>1,244.79</u>	<u>0.00</u>	<u>12,722.24</u>	<u>0.00 (</u>	<u>37.24)</u>	<u>100.29</u>
TOTAL FEES	15,385.00	1,424.79	0.00	16,162.24	0.00 (	777.24)	105.05
<u>MISC &amp; OTHER</u>							
300-375-100 INTEREST	<u>36.00</u>	<u>8.77</u>	<u>0.00</u>	<u>133.02</u>	<u>0.00 (</u>	<u>97.02)</u>	<u>369.50</u>
TOTAL MISC & OTHER	36.00	8.77	0.00	133.02	0.00 (	97.02)	369.50
<u>TRANSFERS</u>							
300-390-000 TRANSFERS IN	<u>0.00</u>	<u>0.00</u>	<u>0.00</u>	<u>0.00</u>	<u>0.00</u>	<u>0.00</u>	<u>0.00</u>
TOTAL TRANSFERS	0.00	0.00	0.00	0.00	0.00	0.00	0.00
<hr/>							
TOTAL REVENUES	15,421.00	1,433.56	0.00	16,295.26	0.00 (	874.26)	105.67

HILL COUNTY, TEXAS  
 EXPENDITURES REPORT (UNAUDITED)  
 AS OF: SEPTEMBER 30TH, 2025

300-COURT FACILITY FEE FUND  
 GENERAL GOVERNMENT  
 COURT FACILITY FEE FUND

% OF YEAR COMPLETED: 100.00

DEPARTMENTAL EXPENDITURES	CURRENT BUDGET	CURRENT PERIOD	PRIOR YEAR PO ADJUST.	Y-T-D ACTUAL	Y-T-D ENCUMBRANCE	BUDGET BALANCE	% OF BUDGET
<u>OTHER FINANCING (USES)</u>							
300-5-1401-9901 TRANSFERS OUT	35,000.00	0.00	0.00	35,000.00	0.00	0.00	100.00
TOTAL OTHER FINANCING (USES)	35,000.00	0.00	0.00	35,000.00	0.00	0.00	100.00
TOTAL COURT FACILITY FEE FUND	35,000.00	0.00	0.00	35,000.00	0.00	0.00	100.00
TOTAL GENERAL GOVERNMENT	35,000.00	0.00	0.00	35,000.00	0.	0.00	100.00
TOTAL EXPENDITURES	35,000.00	0.00	0.00	35,000.00	0.00	0.00	100.00

BALANCE SHEET

AS OF: SEPTEMBER 30TH, 2025

121-ARP Grant Funds

ACCOUNT #	ACCOUNT DESCRIPTION	BALANCE
<b>ASSETS</b>		
=====		
121-101-100	CASH - ARP GRANT FUNDS	0.21
121-102-100	INVESTMENTS	0.00
121-106-000	DUE FROM OTHER FUNDS	<u>0.00</u>
		<u>0.21</u>
TOTAL ASSETS		<u>0.21</u>
=====		
<b>LIABILITIES</b>		
=====		
121-201-000	ACCOUNTS PAYABLE	0.00
121-206-000	DUE TO OTHER FUNDS	0.00
121-206-999	DUE TO A/P CLEARING	<u>0.00</u>
TOTAL LIABILITIES		<u>0.00</u>
<b>EQUITY</b>		
=====		
121-271-000	UNRESERVED FUND BALANCE	<u>0.20</u>
TOTAL BEGINNING EQUITY		0.20
TOTAL REVENUE		0.01
TOTAL EXPENSES		<u>0.00</u>
TOTAL REVENUE OVER/(UNDER) EXPENSES		0.01
TOTAL EQUITY & REV. OVER/(UNDER) EXP.		<u>0.21</u>
TOTAL LIABILITIES, EQUITY & REV.OVER/(UNDER) EXP.		<u>0.21</u>
=====		

REVENUE REPORT (UNAUDITED)

AS OF: SEPTEMBER 30TH, 2025

121-ARP Grant Funds

% OF YEAR COMPLETED: 100.00

REVENUES	CURRENT BUDGET	CURRENT PERIOD	PRIOR YEAR PO ADJUST.	Y-T-D ACTUAL	Y-T-D ENCUMBRANCE	BUDGET BALANCE	% OF BUDGET
<u>MISC &amp; OTHER</u>							
121-360-303 GRANT REVENUE	0.00	0.00	0.00	0.00	0.00	0.00	0.00
121-375-100 INTEREST INCOME	<u>0.00</u>	<u>0.00</u>	<u>0.00</u>	<u>0.01</u>	<u>0.00</u>	( <u>0.01</u> )	<u>0.00</u>
TOTAL MISC & OTHER	0.00	0.00	0.00	0.01	0.00	(0.01)	0.00
<u>TRANSFERS</u>							
121-390-000 TRANSFERS IN	<u>0.00</u>	<u>0.00</u>	<u>0.00</u>	<u>0.00</u>	<u>0.00</u>	<u>0.00</u>	<u>0.00</u>
TOTAL TRANSFERS	0.00	0.00	0.00	0.00	0.00	0.00	0.00
<hr/>							
TOTAL REVENUES	<u>0.00</u>	<u>0.00</u>	<u>0.00</u>	<u>0.01</u>	<u>0.00</u>	( <u>0.01</u> )	<u>0.00</u>

HILL COUNTY, TEXAS  
 EXPENDITURES REPORT (UNAUDITED)

AS OF: SEPTEMBER 30TH, 2025

121-ARP Grant Funds

GENERAL GOVERNMENT

% OF YEAR COMPLETED: 100.00

ARP Grant Funds

DEPARTMENTAL EXPENDITURES	CURRENT BUDGET	CURRENT PERIOD	PRIOR YEAR PO ADJUST.	Y-T-D ACTUAL	Y-T-D ENCUMBRANCE	BUDGET BALANCE	% OF BUDGET
<u>OPERATING EXPENSES</u>							
121-5-1401-2305 CONTRACT SERVICES	0.00	0.00	0.00	0.00	0.00	0.00	0.00
TOTAL OPERATING EXPENSES	0.00	0.00	0.00	0.00	0.00	0.00	0.00
<u>SUPPLIES</u>							
121-5-1401-3103 SOFTWARE & MAINTENANCE	0.00	0.00	0.00	0.00	0.00	0.00	0.00
121-5-1401-3107 REPAIRS	0.00	0.00	0.00	0.00	0.00	0.00	0.00
121-5-1401-3110 MISCELLANEOUS	0.00	0.00	0.00	0.00	0.00	0.00	0.00
TOTAL SUPPLIES	0.00	0.00	0.00	0.00	0.00	0.00	0.00
<u>CAPITAL OUTLAY</u>							
121-5-1401-4101 CAPITAL OUTLAY	0.00	0.00	0.00	0.00	0.00	0.00	0.00
121-5-1401-4111 505 N WACO	0.00	0.00	0.00	0.00	0.00	0.00	0.00
121-5-1401-4112 RADIO INFRASTRUCTURE	0.00	0.00	0.00	0.00	0.00	0.00	0.00
121-5-1401-4113 AGRILIFE BUILDING	0.00	0.00	0.00	0.00	0.00	0.00	0.00
121-5-1401-4114 COVINGTON ANNEX	0.00	0.00	0.00	0.00	0.00	0.00	0.00
TOTAL CAPITAL OUTLAY	0.00	0.00	0.00	0.00	0.00	0.00	0.00
<u>OTHER FINANCING (USES)</u>							
121-5-1401-9901 TRANSFERS OUT	0.00	0.00	0.00	0.00	0.00	0.00	0.00
TOTAL OTHER FINANCING (USES)	0.00	0.00	0.00	0.00	0.00	0.00	0.00
TOTAL ARP Grant Funds	0.00	0.00	0.00	0.00	0.00	0.00	0.00
TOTAL GENERAL GOVERNMENT	0.00	0.00	0.00	0.00	0.	0.00	0.00
TOTAL EXPENDITURES	0.00	0.00	0.00	0.00	0.00	0.00	0.00

BALANCE SHEET

AS OF: SEPTEMBER 30TH, 2025

172-DA - SB22 State Grant

ACCOUNT #	ACCOUNT DESCRIPTION	BALANCE	
<hr/>			
ASSETS			
=====			
172-101-099	DA SB22 - CLAIM ON CASH	3,674.85	
172-101-109	CLAIM ON TEXAS CLASS	102,798.69	
172-104-100	ACCOUNTS RECEIVABLE	344.74	
172-104-300	STATE FUNDS RECEIVABLE	0.00	
172-106-000	DUE FROM OTHER FUNDS	0.00	
		<u>106,818.28</u>	
			<u>106,818.28</u>
TOTAL ASSETS			106,818.28
=====			
LIABILITIES			
=====			
172-201-000	ACCOUNTS PAYABLE	0.00	
172-206-000	DUE TO OTHER FUNDS	0.00	
172-206-105	DUE TO PAYROLL FUND	0.00	
172-206-999	DUE TO A/P CLEARING	0.00	
172-208-100	ACCRUED WAGES PAYABLE	7,393.16	
172-225-000	UNEARNED REVENUE	99,425.12	
		<u>106,818.28</u>	
TOTAL LIABILITIES			<u>106,818.28</u>
EQUITY			
=====			
172-271-000	UNRESERVED FUND BALANCE	0.00	
	TOTAL BEGINNING EQUITY	0.00	
TOTAL REVENUE		178,501.85	
TOTAL EXPENSES		<u>178,501.85</u>	
TOTAL REVENUE OVER/(UNDER) EXPENSES		0.00	
TOTAL EQUITY & REV. OVER/(UNDER) EXP.		<u>0.00</u>	
TOTAL LIABILITIES, EQUITY & REV.OVER/(UNDER) EXP.			<u>106,818.28</u>
=====			

HILL COUNTY, TEXAS  
 REVENUE REPORT (UNAUDITED)  
 AS OF: SEPTEMBER 30TH, 2025

172-DA - SB22 State Grant

% OF YEAR COMPLETED: 100.00

REVENUES	CURRENT BUDGET	CURRENT PERIOD	PRIOR YEAR PO ADJUST.	Y-T-D ACTUAL	Y-T-D ENCUMBRANCE	BUDGET BALANCE	% OF BUDGET
<hr/>							
<u>MISC &amp; OTHER</u>							
172-360-303 GRANT REVENUE	175,000.00	0.00	0.00	175,000.00	0.00	0.00	100.00
172-375-100 INTEREST INCOME	<u>1,750.00</u>	<u>730.26</u>	<u>0.00</u>	<u>3,501.85</u>	<u>0.00</u>	( <u>1,751.85</u> )	<u>200.11</u>
TOTAL MISC & OTHER	176,750.00	730.26	0.00	178,501.85	0.00	( 1,751.85)	100.99
<hr/>							
TOTAL REVENUES	176,750.00	730.26	0.00	178,501.85	0.00	( 1,751.85)	100.99
	=====	=====	=====	=====	=====	=====	=====

HILL COUNTY, TEXAS  
 EXPENDITURES REPORT (UNAUDITED)  
 AS OF: SEPTEMBER 30TH, 2025

172-DA - SB22 State Grant  
 JUSTICE SYSTEM  
 DA SB22 STATE GRANT

% OF YEAR COMPLETED: 100.00

DEPARTMENTAL EXPENDITURES	CURRENT BUDGET	CURRENT PERIOD	PRIOR YEAR PO ADJUST.	Y-T-D ACTUAL	Y-T-D ENCUMBRANCE	BUDGET BALANCE	% OF BUDGET
<b>SALARIES &amp; BENEFITS</b>							
<b>SALARIES &amp; WAGES</b>							
172-5-2107-1105 STAFF WAGES	114,439.00	14,479.36	0.00	118,097.30	0.00 (	3,658.30)	103.20
172-5-2107-1116 SB22 SALARY SUPPLEMENT	16,397.00	2,368.86	0.00	26,788.16	0.00 (	10,391.16)	163.37
TOTAL SALARIES & WAGES	130,836.00	16,848.22	0.00	144,885.46	0.00 (	14,049.46)	110.74
<b>BENEFITS</b>							
172-5-2107-1201 SOCIAL SECURITY & MEDICARE	10,009.00	1,145.39	0.00	10,941.37	0.00 (	932.37)	109.32
172-5-2107-1202 UNEMPLOYMENT TAX	236.00	48.86	0.00	195.41	0.00	40.59	82.80
172-5-2107-1203 RETIREMENT	13,241.00	1,515.21	0.00	14,692.38	0.00 (	1,451.38)	110.96
172-5-2107-1204 RETIREMENT LIFE INSURANCE	366.00	41.92	0.00	427.27	0.00 (	61.27)	116.74
172-5-2107-1205 WORKERS COMPENSATION	393.00	25.74	0.00	102.96	0.00	290.04	26.20
172-5-2107-1209 HEALTH INSURANCE	12,380.00	( 2,748.69)	0.00	7,257.00	0.00	5,123.00	58.62
TOTAL OTHER TAXES	36,625.00	28.43	0.00	33,616.39	0.00	3,008.61	91.79
TOTAL SALARIES & BENEFITS	167,461.00	16,876.65	0.00	178,501.85	0.00 (	11,040.85)	106.59
TOTAL DA SB22 STATE GRANT	167,461.00	16,876.65	0.00	178,501.85	0.00 (	11,040.85)	106.59
TOTAL JUSTICE SYSTEM	167,461.00	16,876.65	0.00	178,501.85	0.	0.00	106.59
TOTAL EXPENDITURES	167,461.00	16,876.65	0.00	178,501.85	0.00 (	11,040.85)	106.59

BALANCE SHEET

AS OF: SEPTEMBER 30TH, 2025

173-DA - SALARY DISBURSEMENT

ACCOUNT #	ACCOUNT DESCRIPTION	BALANCE
<hr/>		
ASSETS		
<hr/>		
173-101-099	DA-SALARY DISBURSEMENT	2,406.11
173-106-000	DUE FROM OTHER FUNDS	<u>0.00</u>
		<u>2,406.11</u>
TOTAL ASSETS		<u>2,406.11</u>
<hr/>		
LIABILITIES		
<hr/>		
173-206-000	DUE TO OTHER FUNDS	0.00
173-206-105	DUE TO PAYROLL FUND	0.00
173-206-999	DUE TO A/P CLEARING	0.00
173-208-100	ACCRUED WAGES PAYABLE	<u>1,063.96</u>
TOTAL LIABILITIES		<u>1,063.96</u>
<hr/>		
EQUITY		
<hr/>		
173-271-000	UNRESERVED FUND BALANCE	<u>1,490.67</u>
TOTAL BEGINNING EQUITY		1,490.67
TOTAL REVENUE		27,538.54
TOTAL EXPENSES		<u>27,687.06</u>
TOTAL REVENUE OVER/(UNDER) EXPENSES		( 148.52)
TOTAL EQUITY & REV. OVER/(UNDER) EXP.		<u>1,342.15</u>
TOTAL LIABILITIES, EQUITY & REV.OVER/(UNDER) EXP.		<u>2,406.11</u>

REVENUE REPORT (UNAUDITED)

AS OF: SEPTEMBER 30TH, 2025

173-DA - SALARY DISBURSEMENT

% OF YEAR COMPLETED: 100.00

REVENUES	CURRENT BUDGET	CURRENT PERIOD	PRIOR YEAR PO ADJUST.	Y-T-D ACTUAL	Y-T-D ENCUMBRANCE	BUDGET BALANCE	% OF BUDGET
<hr/>							
<u>MISC &amp; OTHER</u>							
173-362-600 DA STATE APPROPRIATIONS	27,500.00	0.00	0.00	27,500.00	0.00	0.00	100.00
173-375-100 INTEREST INCOME	<u>200.00</u>	<u>1.35</u>	<u>0.00</u>	<u>38.54</u>	<u>0.00</u>	<u>161.46</u>	<u>19.27</u>
TOTAL MISC & OTHER	27,700.00	1.35	0.00	27,538.54	0.00	161.46	99.42
<hr/>							
TOTAL REVENUES	<u>27,700.00</u>	<u>1.35</u>	<u>0.00</u>	<u>27,538.54</u>	<u>0.00</u>	<u>161.46</u>	<u>99.42</u>

AS OF: SEPTEMBER 30TH, 2025

173-DA - SALARY DISBURSEMENT

JUSTICE SYSTEM

% OF YEAR COMPLETED: 100.00

DA - SALARY DISBURSEMENT

DEPARTMENTAL EXPENDITURES	CURRENT BUDGET	CURRENT PERIOD	PRIOR YEAR PO ADJUST.	Y-T-D ACTUAL	Y-T-D ENCUMBRANCE	BUDGET BALANCE	% OF BUDGET
---------------------------	----------------	----------------	-----------------------	--------------	-------------------	----------------	-------------

SALARIES & BENEFITS

SALARIES & WAGES

173-5-2107-1111 DA STATE APPORTIONMENT FUN	19,630.00	1,701.23	0.00	19,552.32	0.00	77.68	99.60
TOTAL SALARIES & WAGES	19,630.00	1,701.23	0.00	19,552.32	0.00	77.68	99.60

BENEFITS

173-5-2107-1201 SOCIAL SECURITY & MEDICARE	1,502.00	127.14	0.00	1,473.91	0.00	28.09	98.13
173-5-2107-1202 UNEMPLOYMENT TAX	35.00	0.00	0.00	0.00	0.00	35.00	0.00
173-5-2107-1203 RETIREMENT	1,987.00	172.17	0.00	1,986.50	0.00	0.50	99.97
173-5-2107-1204 RETIREMENT LIFE	55.00	4.77	0.00	57.74	0.00 (	2.74)	104.98
173-5-2107-1205 WORKERS COMPENSATION	59.00	3.86	0.00	15.44	0.00	43.56	26.17
173-5-2107-1209 HEALTH INSURANCE	0.00	0.00	0.00	0.00	0.00	0.00	0.00
TOTAL OTHER TAXES	3,638.00	307.94	0.00	3,533.59	0.00	104.41	97.13

TOTAL SALARIES & BENEFITS	23,268.00	2,009.17	0.00	23,085.91	0.00	182.09	99.22
---------------------------	-----------	----------	------	-----------	------	--------	-------

OPERATING EXPENSES

173-5-2107-2301 DUES & MEMBERSHIPS	0.00	0.00	0.00	723.00	0.00 (	723.00)	0.00
TOTAL OPERATING EXPENSES	0.00	0.00	0.00	723.00	0.00 (	723.00)	0.00

SUPPLIES

173-5-2107-3101 SUPPLIES	0.00	0.00	0.00	1,392.15	0.00 (	1,392.15)	0.00
173-5-2107-3103 MACHINE EQUIP RENTAL	0.00	0.00	0.00	2,486.00	0.00 (	2,486.00)	0.00
TOTAL SUPPLIES	0.00	0.00	0.00	3,878.15	0.00 (	3,878.15)	0.00

TOTAL DA - SALARY DISBURSEMENT	23,268.00	2,009.17	0.00	27,687.06	0.00 (	4,419.06)	118.99
--------------------------------	-----------	----------	------	-----------	--------	-----------	--------

TOTAL JUSTICE SYSTEM	23,268.00	2,009.17	0.00	27,687.06	0.	0.00	118.99
----------------------	-----------	----------	------	-----------	----	------	--------

TOTAL EXPENDITURES	23,268.00	2,009.17	0.00	27,687.06	0.00 (	4,419.06)	118.99
--------------------	-----------	----------	------	-----------	--------	-----------	--------

BALANCE SHEET

AS OF: SEPTEMBER 30TH, 2025

178-CA - SB22 - State Grant

ACCOUNT #	ACCOUNT DESCRIPTION	BALANCE	
<b>ASSETS</b>			
=====			
178-101-099	CA SB22 - CLAIM ON CASH	22,046.22	
178-101-109	CLAIM ON TEXAS CLASS	205,597.37	
178-104-100	ACCOUNTS RECEIVABLE	0.00	
178-104-300	STATE FUNDS RECEIVABLE	0.00	
178-106-000	DUE FROM OTHER FUNDS	<u>0.00</u>	
			<u>227,643.59</u>
TOTAL ASSETS			227,643.59
=====			
<b>LIABILITIES</b>			
=====			
178-201-000	ACCOUNTS PAYABLE	0.00	
178-206-000	DUE TO OTHER FUNDS	0.00	
178-206-105	DUE TO PAYROLL FUND	0.00	
178-206-999	DUE TO A/P CLEARING	0.00	
178-208-100	ACCRUED WAGES PAYABLE	4,630.39	
178-225-000	UNEARNED REVENUE	<u>223,013.20</u>	
TOTAL LIABILITIES			<u>227,643.59</u>
<b>EQUITY</b>			
=====			
178-271-000	UNRESERVED FUND BALANCE	<u>0.00</u>	
TOTAL BEGINNING EQUITY			0.00
TOTAL REVENUE		107,955.17	
TOTAL EXPENSES		<u>107,955.17</u>	
TOTAL REVENUE OVER/(UNDER) EXPENSES			0.00
TOTAL EQUITY & REV. OVER/(UNDER) EXP.			<u>0.00</u>
TOTAL LIABILITIES, EQUITY & REV.OVER/(UNDER) EXP.			<u>227,643.59</u>
=====			

REVENUE REPORT (UNAUDITED)

AS OF: SEPTEMBER 30TH, 2025

178-CA - SB22 - State Grant

% OF YEAR COMPLETED: 100.00

REVENUES	CURRENT BUDGET	CURRENT PERIOD	PRIOR YEAR PO ADJUST.	Y-T-D ACTUAL	Y-T-D ENCUMBRANCE	BUDGET BALANCE	% OF BUDGET
<hr/>							
<u>MISC &amp; OTHER</u>							
178-360-303 GRANT REVENUE	175,000.00	( 73,133.24)	0.00	101,866.76	0.00	73,133.24	58.21
178-375-100 INTEREST INCOME	<u>1,750.00</u>	<u>776.29</u>	<u>0.00</u>	<u>6,088.41</u>	<u>0.00</u>	<u>( 4,338.41)</u>	<u>347.91</u>
TOTAL MISC & OTHER	176,750.00	( 72,356.95)	0.00	107,955.17	0.00	68,794.83	61.08
<hr/>							
TOTAL REVENUES	<u>176,750.00</u>	<u>( 72,356.95)</u>	<u>0.00</u>	<u>107,955.17</u>	<u>0.00</u>	<u>68,794.83</u>	<u>61.08</u>

HILL COUNTY, TEXAS  
 EXPENDITURES REPORT (UNAUDITED)  
 AS OF: SEPTEMBER 30TH, 2025

178-CA - SB22 - State Grant  
 JUSTICE SYSTEM  
 CA SB22 - STATE GRANT

% OF YEAR COMPLETED: 100.00

DEPARTMENTAL EXPENDITURES	CURRENT BUDGET	CURRENT PERIOD	PRIOR YEAR PO ADJUST.	Y-T-D ACTUAL	Y-T-D ENCUMBRANCE	BUDGET BALANCE	% OF BUDGET
<u>SALARIES &amp; BENEFITS</u>							
<u>SALARIES &amp; WAGES</u>							
178-5-2108-1105 STAFF WAGES	47,643.00	5,841.92	0.00	46,718.24	0.00	924.76	98.06
178-5-2108-1116 SB22 SALARY SUPPLEMENT	37,769.00	4,655.01	0.00	37,768.12	0.00	0.88	100.00
178-5-2108-1155 OVERTIME WAGES	0.00	0.00	0.00	0.00	0.00	0.00	0.00
TOTAL SALARIES & WAGES	85,412.00	10,496.93	0.00	84,486.36	0.00	925.64	98.92
<u>BENEFITS</u>							
178-5-2108-1201 SOCIAL SECURITY & MEDICARE	6,534.00	785.97	0.00	6,349.53	0.00	184.47	97.18
178-5-2108-1202 UNEMPLOYMENT TAX	154.00	18.06	0.00	72.28	0.00	81.72	46.94
178-5-2108-1203 RETIREMENT	8,644.00	1,062.28	0.00	8,551.42	0.00	92.58	98.93
178-5-2108-1204 RETIREMENT LIFE INSURANCE	239.00	29.38	0.00	248.14	0.00	9.14	103.82
178-5-2108-1205 WORKERS COMPENSATION	256.00	16.77	0.00	67.08	0.00	188.92	26.20
178-5-2108-1209 HEALTH INSURANCE	8,279.00	689.92	0.00	8,180.36	0.00	98.64	98.81
TOTAL OTHER TAXES	24,106.00	2,602.38	0.00	23,468.81	0.00	637.19	97.36
TOTAL SALARIES & BENEFITS	109,518.00	13,099.31	0.00	107,955.17	0.00	1,562.83	98.57
TOTAL CA SB22 - STATE GRANT	109,518.00	13,099.31	0.00	107,955.17	0.00	1,562.83	98.57
TOTAL JUSTICE SYSTEM	109,518.00	13,099.31	0.00	107,955.17	0.00	0.00	98.57
TOTAL EXPENDITURES	109,518.00	13,099.31	0.00	107,955.17	0.00	1,562.83	98.57

BALANCE SHEET

AS OF: SEPTEMBER 30TH, 2025

225-INDIGENT HEALTH CARE

ACCOUNT #	ACCOUNT DESCRIPTION	BALANCE
<b>ASSETS</b>		
=====		
225-101-099	CLAIM/GENERAL POOLED CASH	( 70,862.80)
225-101-100	CASH	0.00
225-101-107	CLAIM ON CSB MMIA	7,320.00
225-101-109	CLAIM ON TEXAS CLASS	110,000.00
225-101-110	CLAIM ON TX CLASS GOVT	0.00
225-102-100	INVESTMENTS	50,000.00
225-103-101	DELINQUENT TAXES RECEIVABLE	132,730.00
225-103-102	RESERVE FOR UNCOLLECTIBLE	( 13,273.00)
225-103-200	SALES TAX RECEIVABLE	63,459.17
225-104-100	ACCOUNTS RECEIVABLE	6,476.27
225-106-000	DUE FROM OTHER FUNDS	0.00
225-106-102	DUE FROM EMP HOSPITALIZATION	0.00
225-108-100	PREPAID ITEMS	0.00
		<u>285,849.64</u>
TOTAL ASSETS		<u>285,849.64</u>
=====		
<b>LIABILITIES</b>		
=====		
225-201-000	ACCOUNTS PAYABLE	12,985.37
225-201-100	A/P CREDITS WITH VENDORS	0.00
225-205-000	DEFERRED TAXES	111,764.00
225-206-000	DUE TO OTHER FUNDS	0.00
225-206-102	DUE TO EMP HOSPITALIZATION	0.00
225-206-105	DUE TO PAYROLL FUND	0.00
225-206-109	DUE TO TEXAS CLASS	0.00
225-206-999	DUE TO A/P CLEARING	55,403.61
225-208-100	ACCRUED WAGES PAYABLE	2,697.61
TOTAL LIABILITIES		<u>182,850.59</u>
=====		
<b>EQUITY</b>		
=====		
225-271-000	UNRESERVED FUND BALANCE	<u>103,697.18</u>
TOTAL BEGINNING EQUITY		103,697.18
TOTAL REVENUE		1,694,102.68
TOTAL EXPENSES		<u>1,694,800.81</u>
TOTAL REVENUE OVER/(UNDER) EXPENSES		( 698.13)
TOTAL EQUITY & REV. OVER/(UNDER) EXP.		<u>102,999.05</u>
TOTAL LIABILITIES, EQUITY & REV.OVER/(UNDER) EXP.		<u>285,849.64</u>
=====		

HILL COUNTY, TEXAS  
 REVENUE REPORT (UNAUDITED)  
 AS OF: SEPTEMBER 30TH, 2025

225-INDIGENT HEALTH CARE

% OF YEAR COMPLETED: 100.00

REVENUES	CURRENT BUDGET	CURRENT PERIOD	PRIOR YEAR PO ADJUST.	Y-T-D ACTUAL	Y-T-D ENCUMBRANCE	BUDGET BALANCE	% OF BUDGET
<u>TAXES</u>							
<u>AD VALOREM TAXES</u>							
225-310-110 AD VALOREM TAX	0.00	0.00	0.00	0.00	0.00	0.00	0.00
225-310-115 AD VALOREM (CURRENT)	1,275,598.00	3,693.25	0.00	1,240,130.16	0.00	35,467.84	97.22
225-310-116 AD VALOREM (DELINQUENT)	46,265.00	3,298.38	0.00	40,525.36	0.00	5,739.64	87.59
225-310-117 AD VALOREM (PENALTY & INTEREST)	27,760.00	1,431.47	0.00	27,324.37	0.00	435.63	98.43
TOTAL AD VALOREM TAXES	1,349,623.00	8,423.10	0.00	1,307,979.89	0.00	41,643.11	96.91
<u>OTHER TAXES</u>							
225-318-130 CO SALES TAX	333,240.00	26,116.60	0.00	366,508.18	0.00	( 33,268.18)	109.98
TOTAL OTHER TAXES	333,240.00	26,116.60	0.00	366,508.18	0.00	( 33,268.18)	109.98
TOTAL TAXES	1,682,863.00	34,539.70	0.00	1,674,488.07	0.00	8,374.93	99.50
<u>MISC &amp; OTHER</u>							
225-361-100 SSI REIMB	0.00	0.00	0.00	0.00	0.00	0.00	0.00
225-370-300 INMATE MEDICAL REIMB	12,000.00	2,844.17	0.00	19,614.61	0.00	( 7,614.61)	163.46
225-370-310 INDIGENT MEDICAL REIMB	0.00	0.00	0.00	0.00	0.00	0.00	0.00
225-370-450 SSI REIMB	0.00	0.00	0.00	0.00	0.00	0.00	0.00
225-370-500 MISCELLANEOUS	0.00	0.00	0.00	0.00	0.00	0.00	0.00
225-375-100 Interest	0.00	0.00	0.00	0.00	0.00	0.00	0.00
TOTAL MISC & OTHER	12,000.00	2,844.17	0.00	19,614.61	0.00	( 7,614.61)	163.46
<u>TRANSFERS</u>							
225-390-000 TRANSFER IN	0.00	0.00	0.00	0.00	0.00	0.00	0.00
TOTAL TRANSFERS	0.00	0.00	0.00	0.00	0.00	0.00	0.00
TOTAL REVENUES	1,694,863.00	37,383.87	0.00	1,694,102.68	0.00	760.32	99.96

HILL COUNTY, TEXAS  
 EXPENDITURES REPORT (UNAUDITED)  
 AS OF: SEPTEMBER 30TH, 2025

225-INDIGENT HEALTH CARE  
 HEALTH & HUMAN SERVICES  
 INDIGENT HEALTH CARE

% OF YEAR COMPLETED: 100.00

DEPARTMENTAL EXPENDITURES	CURRENT BUDGET	CURRENT PERIOD	PRIOR YEAR PO ADJUST.	Y-T-D ACTUAL	Y-T-D ENCUMBRANCE	BUDGET BALANCE	% OF BUDGET
---------------------------	----------------	----------------	-----------------------	--------------	-------------------	----------------	-------------

SALARIES & BENEFITS

SALARIES & WAGES

225-5-5101-1104 DEPARTMENT HEAD SALARY	52,333.00	6,134.51	0.00	51,624.55	0.00	708.45	98.65
225-5-5101-1105 STAFF WAGES	0.00	0.00	0.00	0.00	0.00	0.00	0.00
225-5-5101-1113 CELL PHONE ALLOWANCE	0.00	0.00	0.00	0.00	0.00	0.00	0.00
225-5-5101-1122 COUNTY LONGEVITY	1,000.00	0.00	0.00	1,000.00	0.00	0.00	100.00
225-5-5101-1155 OVERTIME WAGES	0.00	0.00	0.00	0.00	0.00	0.00	0.00
<b>TOTAL SALARIES &amp; WAGES</b>	<b>53,333.00</b>	<b>6,134.51</b>	<b>0.00</b>	<b>52,624.55</b>	<b>0.00</b>	<b>708.45</b>	<b>98.67</b>

BENEFITS

225-5-5101-1201 SOCIAL SECURITY & MEDICARE	4,080.00	430.52	0.00	3,722.37	0.00	357.63	91.23
225-5-5101-1202 UNEMPLOYMENT TAX	96.00	20.81	0.00	82.29	0.00	13.71	85.72
225-5-5101-1203 RETIREMENT	5,397.00	620.81	0.00	5,326.35	0.00	70.65	98.69
225-5-5101-1204 RETIREMENT LIFE INSURANCE	149.00	17.18	0.00	155.13	0.00	6.13	104.11
225-5-5101-1205 WORKERS COMP	160.00	24.43	0.00	97.72	0.00	62.28	61.08
225-5-5101-1209 HEALTH INSURANCE	12,501.00	926.69	0.00	10,789.16	0.00	1,711.84	86.31
<b>TOTAL OTHER TAXES</b>	<b>22,383.00</b>	<b>2,040.44</b>	<b>0.00</b>	<b>20,173.02</b>	<b>0.00</b>	<b>2,209.98</b>	<b>90.13</b>

<b>TOTAL SALARIES &amp; BENEFITS</b>	<b>75,716.00</b>	<b>8,174.95</b>	<b>0.00</b>	<b>72,797.57</b>	<b>0.00</b>	<b>2,918.43</b>	<b>96.15</b>
--------------------------------------	------------------	-----------------	-------------	------------------	-------------	-----------------	--------------

OPERATING EXPENSES

225-5-5101-2301 DUES & MEMBERSHIPS	300.00	200.00	0.00	200.00	0.00	100.00	66.67
225-5-5101-2302 TRAINING & MILEAGE REIMB	4,800.00	1,137.92	0.00	4,261.40	0.00	538.60	88.78
225-5-5101-2303 BONDS & INSURANCE	0.00	0.00	0.00	0.00	0.00	0.00	0.00
225-5-5101-2305 CONTRACT SERVICES	13,000.00	3,053.58	0.00	24,379.74	0.00	11,379.74	187.54
225-5-5101-2414 INMATE MEDICAL	800,000.00	82,888.94	0.00	781,080.43	0.00	18,919.57	97.64
225-5-5101-2415 INDIGENT MEDICAL	120,000.00	4,094.45	0.00	171,102.45	0.00	51,102.45	142.59
<b>TOTAL OPERATING EXPENSES</b>	<b>938,100.00</b>	<b>91,374.89</b>	<b>0.00</b>	<b>981,024.02</b>	<b>0.00</b>	<b>42,924.02</b>	<b>104.58</b>

SUPPLIES

225-5-5101-3101 SUPPLIES	2,000.00	0.00	0.00	448.69	0.00	1,551.31	22.43
225-5-5101-3102 POSTAGE	800.00	54.15	0.00	935.12	0.00	135.12	116.89
225-5-5101-3103 MACHINE & EQUIP RENTAL	1,000.00	288.67	0.00	995.67	0.00	4.33	99.57
225-5-5101-3104 TELEPHONE	300.00	25.62	0.00	309.74	0.00	9.74	103.25
225-5-5101-3110 MISCELLANEOUS	100.00	0.00	0.00	0.00	0.00	100.00	0.00
<b>TOTAL SUPPLIES</b>	<b>4,200.00</b>	<b>368.44</b>	<b>0.00</b>	<b>2,689.22</b>	<b>0.00</b>	<b>1,510.78</b>	<b>64.03</b>

CAPITAL OUTLAY

225-5-5101-4101 CAPITAL OUTLAY	0.00	0.00	0.00	3,290.00	0.00	3,290.00	0.00
<b>TOTAL CAPITAL OUTLAY</b>	<b>0.00</b>	<b>0.00</b>	<b>0.00</b>	<b>3,290.00</b>	<b>0.00</b>	<b>3,290.00</b>	<b>0.00</b>

OTHER FINANCING (USES)

225-5-5101-9200 TRANSFERS TO GEN ROAD & BRI	180,000.00	0.00	0.00	180,000.00	0.00	0.00	100.00
225-5-5101-9201 TRANSFER TO R&B #1	100,000.00	45,000.00	0.00	95,000.00	0.00	5,000.00	95.00
225-5-5101-9202 TRANSFER TO R&B #2	100,000.00	45,000.00	0.00	95,000.00	0.00	5,000.00	95.00
225-5-5101-9203 TRANSFER TO R&B #3	100,000.00	45,000.00	0.00	95,000.00	0.00	5,000.00	95.00
225-5-5101-9204 TRANSFER TO R&B #4	100,000.00	45,000.00	0.00	95,000.00	0.00	5,000.00	95.00

HILL COUNTY, TEXAS  
 EXPENDITURES REPORT (UNAUDITED)  
 AS OF: SEPTEMBER 30TH, 2025

225-INDIGENT HEALTH CARE  
 HEALTH & HUMAN SERVICES  
 INDIGENT HEALTH CARE

% OF YEAR COMPLETED: 100.00

DEPARTMENTAL EXPENDITURES	CURRENT BUDGET	CURRENT PERIOD	PRIOR YEAR PO ADJUST.	Y-T-D ACTUAL	Y-T-D ENCUMBRANCE	BUDGET BALANCE	% OF BUDGET
225-5-5101-9901 TRANSFERS OUT	100,000.00	75,000.00	0.00	75,000.00	0.00	25,000.00	75.00
TOTAL OTHER FINANCING (USES)	680,000.00	255,000.00	0.00	635,000.00	0.00	45,000.00	93.38
TOTAL INDIGENT HEALTH CARE	1,698,016.00	354,918.28	0.00	1,694,800.81	0.00	3,215.19	99.81
TOTAL HEALTH & HUMAN SERVICES	1,698,016.00	354,918.28	0.00	1,694,800.81	0.	0.00	99.81
TOTAL EXPENDITURES	1,698,016.00	354,918.28	0.00	1,694,800.81	0.00	3,215.19	99.81

BALANCE SHEET  
AS OF: SEPTEMBER 30TH, 2025

226-LANGUAGE ACCESS FUND

ACCOUNT #	ACCOUNT DESCRIPTION	BALANCE	
<hr/>			
ASSETS			
=====			
226-101-099	CLAIM/GENERAL POOLED FUND	16,535.44	
226-104-100	ACCOUNTS RECEIVABLE	0.00	
226-106-000	DUE FROM OTHER FUNDS	<u>0.00</u>	
			<u>16,535.44</u>
TOTAL ASSETS			16,535.44
<hr/>			
LIABILITIES			
=====			
226-201-000	ACCOUNTS PAYABLE	0.00	
226-206-000	DUE TO OTHER FUNDS	0.00	
226-206-999	DUE TO A/P CLEARING	<u>0.00</u>	
TOTAL LIABILITIES			<u>0.00</u>
<hr/>			
EQUITY			
=====			
226-271-000	UNRESERVED FUND BALANCE	<u>11,758.11</u>	
TOTAL BEGINNING EQUITY			11,758.11
TOTAL REVENUE		5,141.33	
TOTAL EXPENSES		<u>364.00</u>	
TOTAL REVENUE OVER/(UNDER) EXPENSES			4,777.33
TOTAL EQUITY & REV. OVER/(UNDER) EXP.			<u>16,535.44</u>
TOTAL LIABILITIES, EQUITY & REV.OVER/(UNDER) EXP.			<u>16,535.44</u>

HILL COUNTY, TEXAS  
 REVENUE REPORT (UNAUDITED)  
 AS OF: SEPTEMBER 30TH, 2025

226-LANGUAGE ACCESS FUND

% OF YEAR COMPLETED: 100.00

REVENUES	CURRENT BUDGET	CURRENT PERIOD	PRIOR YEAR PO ADJUST.	Y-T-D ACTUAL	Y-T-D ENCUMBRANCE	BUDGET BALANCE	% OF BUDGET
<u>FEEES</u>							
226-340-400 CO CLK - LANGUAGE ACCESS FEES	400.00	27.00	0.00	516.00	0.00 (	116.00)	129.00
226-340-700 DISTRICT CLERK FEES	1,900.00	186.72	0.00	1,908.36	0.00 (	8.36)	100.44
226-340-801 JP#2 FFES	400.00	129.00	0.00	969.00	0.00 (	569.00)	242.25
226-340-802 JP#4 FEES	350.00	45.00	0.00	669.00	0.00 (	319.00)	191.14
226-340-803 JP#3 FEES	0.00	0.00	0.00	327.00	0.00 (	327.00)	0.00
226-340-804 JP# 1 FEES	<u>400.00</u>	<u>66.00</u>	<u>0.00</u>	<u>693.00</u>	<u>0.00 (</u>	<u>293.00)</u>	<u>173.25</u>
TOTAL FEES	3,450.00	453.72	0.00	5,082.36	0.00 (	1,632.36)	147.31
<u>MISC &amp; OTHER</u>							
226-375-100 INTEREST	<u>15.00</u>	<u>6.65</u>	<u>0.00</u>	<u>58.97</u>	<u>0.00 (</u>	<u>43.97)</u>	<u>393.13</u>
TOTAL MISC & OTHER	15.00	6.65	0.00	58.97	0.00 (	43.97)	393.13
TOTAL REVENUES	3,465.00	460.37	0.00	5,141.33	0.00 (	1,676.33)	148.38

HILL COUNTY, TEXAS  
 EXPENDITURES REPORT (UNAUDITED)  
 AS OF: SEPTEMBER 30TH, 2025

226-LANGUAGE ACCESS FUND  
 JUSTICE SYSTEM  
 LANGUAGE ACCESS FUND

% OF YEAR COMPLETED: 100.00

DEPARTMENTAL EXPENDITURES	CURRENT BUDGET	CURRENT PERIOD	PRIOR YEAR PO ADJUST.	Y-T-D ACTUAL	Y-T-D ENCUMBRANCE	BUDGET BALANCE	% OF BUDGET
<u>OPERATING EXPENSES</u>							
226-5-2104-2305 CONTRACT SERVICES	500.00	0.00	0.00	364.00	0.00	136.00	72.80
TOTAL OPERATING EXPENSES	500.00	0.00	0.00	364.00	0.00	136.00	72.80
<u>SUPPLIES</u>							
226-5-2104-3110 MCELLANEOUS	0.00	0.00	0.00	0.00	0.00	0.00	0.00
TOTAL SUPPLIES	0.00	0.00	0.00	0.00	0.00	0.00	0.00
TOTAL LANGUAGE ACCESS FUND	500.00	0.00	0.00	364.00	0.00	136.00	72.80
TOTAL JUSTICE SYSTEM	500.00	0.00	0.00	364.00	0.00	0.00	72.80
TOTAL EXPENDITURES	500.00	0.00	0.00	364.00	0.00	136.00	72.80

BALANCE SHEET

AS OF: SEPTEMBER 30TH, 2025

227-LAW LIBRARY

ACCOUNT #	ACCOUNT DESCRIPTION	BALANCE	
<hr/>			
<b>ASSETS</b>			
<hr/>			
227-101-099	CLAIM/GENERAL POOLED CASH	19,118.57	
227-101-100	CASH	0.00	
227-101-107	CLAIM ON CSB MMIA	17,191.97	
227-102-100	INVESTMENTS	30,821.04	
227-104-100	ACCOUNTS RECEIVABLE	0.00	
227-106-000	DUE FROM OTHER FUNDS	0.00	
		<hr/>	
		67,131.58	
			<hr/>
	TOTAL ASSETS		67,131.58
			<hr/>
<b>LIABILITIES</b>			
<hr/>			
227-201-000	ACCOUNTS PAYABLE	0.00	
227-201-100	A/P CREDITS WITH VENDORS	0.00	
227-206-000	DUE TO OTHER FUNDS	0.00	
227-206-999	DUE TO A/P CLEARING	1,530.75	
		<hr/>	
	TOTAL LIABILITIES		1,530.75
			<hr/>
<b>EQUITY</b>			
<hr/>			
227-271-000	UNRESERVED FUND BALANCE	60,123.41	
	TOTAL BEGINNING EQUITY	60,123.41	
	TOTAL REVENUE	30,180.89	
	TOTAL EXPENSES	24,703.47	
		<hr/>	
	TOTAL REVENUE OVER/(UNDER) EXPENSES	5,477.42	
	TOTAL EQUITY & REV. OVER/(UNDER) EXP.		65,600.83
			<hr/>
	TOTAL LIABILITIES, EQUITY & REV.OVER/(UNDER) EXP.		67,131.58
			<hr/>

HILL COUNTY, TEXAS  
 REVENUE REPORT (UNAUDITED)  
 AS OF: SEPTEMBER 30TH, 2025

227-LAW LIBRARY

% OF YEAR COMPLETED: 100.00

REVENUES	CURRENT BUDGET	CURRENT PERIOD	PRIOR YEAR PO ADJUST.	Y-T-D ACTUAL	Y-T-D ENCUMBRANCE	BUDGET BALANCE	% OF BUDGET
<b>FEEES</b>							
227-340-400 CO CLERK FEES	4,700.00	315.00	0.00	6,020.00	0.00 (	1,320.00)	128.09
227-340-700 DIST CLERK FEES	<u>22,710.00</u>	<u>2,178.38</u>	<u>0.00</u>	<u>22,298.91</u>	<u>0.00</u> (	<u>411.09</u> )	<u>98.19</u>
TOTAL FEES	27,410.00	2,493.38	0.00	28,318.91	0.00 (	908.91)	103.32
<b>MISC &amp; OTHER</b>							
227-370-500 MISCELLANEOUS	0.00	0.00	0.00	0.00	0.00	0.00	0.00
227-375-100 INTEREST	<u>300.00</u>	<u>256.55</u>	<u>0.00</u>	<u>1,861.98</u>	<u>0.00</u> (	<u>1,561.98</u> )	<u>620.66</u>
TOTAL MISC & OTHER	300.00	256.55	0.00	1,861.98	0.00 (	1,561.98)	620.66
<b>TRANSFERS</b>							
227-390-000 TRANSFERS IN	<u>0.00</u>	<u>0.00</u>	<u>0.00</u>	<u>0.00</u>	<u>0.00</u>	<u>0.00</u>	<u>0.00</u>
TOTAL TRANSFERS	0.00	0.00	0.00	0.00	0.00	0.00	0.00
<b>TOTAL REVENUES</b>	<u>27,710.00</u>	<u>2,749.93</u>	<u>0.00</u>	<u>30,180.89</u>	<u>0.00</u> (	<u>2,470.89</u> )	<u>108.92</u>

HILL COUNTY, TEXAS  
 EXPENDITURES REPORT (UNAUDITED)  
 AS OF: SEPTEMBER 30TH, 2025

227-LAW LIBRARY  
 JUSTICE SYSTEM  
 LAW LIBRARY

% OF YEAR COMPLETED: 100.00

DEPARTMENTAL EXPENDITURES	CURRENT BUDGET	CURRENT PERIOD	PRIOR YEAR PO ADJUST.	Y-T-D ACTUAL	Y-T-D ENCUMBRANCE	BUDGET BALANCE	% OF BUDGET
<u>OPERATING EXPENSES</u>							
227-5-2104-2302 TRAINING & MILEAGE REIMB	0.00	0.00	0.00	0.00	0.00	0.00	0.00
TOTAL OPERATING EXPENSES	0.00	0.00	0.00	0.00	0.00	0.00	0.00
<u>SUPPLIES</u>							
227-5-2104-3103 SOFTWARE & MAINTENANCE	22,000.00	3,481.80	0.00	24,148.47	0.00	( 2,148.47)	109.77
227-5-2104-3401 INMATE LAW LIBRARY	2,000.00	0.00	0.00	0.00	0.00	2,000.00	0.00
227-5-2104-3411 BOOKS & PERIODICALS	6,500.00	87.00	0.00	555.00	0.00	5,945.00	8.54
TOTAL SUPPLIES	30,500.00	3,568.80	0.00	24,703.47	0.00	5,796.53	80.99
<u>CAPITAL OUTLAY</u>							
227-5-2104-4101 CAPITAL OUTLAY	0.00	0.00	0.00	0.00	0.00	0.00	0.00
TOTAL CAPITAL OUTLAY	0.00	0.00	0.00	0.00	0.00	0.00	0.00
<u>OTHER FINANCING (USES)</u>							
227-5-2104-9901 TRANSFERS OUT	0.00	0.00	0.00	0.00	0.00	0.00	0.00
TOTAL OTHER FINANCING (USES)	0.00	0.00	0.00	0.00	0.00	0.00	0.00
TOTAL LAW LIBRARY	30,500.00	3,568.80	0.00	24,703.47	0.00	5,796.53	80.99
TOTAL JUSTICE SYSTEM	30,500.00	3,568.80	0.00	24,703.47	0.	0.00	80.99
TOTAL EXPENDITURES	30,500.00	3,568.80	0.00	24,703.47	0.00	5,796.53	80.99

BALANCE SHEET

AS OF: SEPTEMBER 30TH, 2025

228-COUNTY DISPUTE RESOLUTION

ACCOUNT #	ACCOUNT DESCRIPTION	BALANCE	
<b>ASSETS</b>			
=====			
228-101-099	CLAIM/GENERAL POOLED CASH	15,999.88	
228-102-100	CD INVESTMENT	40,960.74	
228-104-100	ACCOUNTS RECEIVABLE	0.00	
228-106-000	DUE FROM OTHER FUNDS	<u>0.00</u>	
			<u>56,960.62</u>
TOTAL ASSETS			56,960.62
=====			
<b>LIABILITIES</b>			
=====			
228-201-000	ACCOUNTS PAYABLE	0.00	
228-206-000	DUE TO OTHER FUNDS	0.00	
228-206-999	DUE TO A/P CLEARING	<u>0.00</u>	
TOTAL LIABILITIES			<u>0.00</u>
<b>EQUITY</b>			
=====			
228-271-000	UNRESERVED FUND BALANCE	<u>39,448.52</u>	
TOTAL BEGINNING EQUITY			39,448.52
TOTAL REVENUE		17,512.10	
TOTAL EXPENSES		<u>0.00</u>	
TOTAL REVENUE OVER/(UNDER) EXPENSES		17,512.10	
TOTAL EQUITY & REV. OVER/(UNDER) EXP.			<u>56,960.62</u>
TOTAL LIABILITIES, EQUITY & REV.OVER/(UNDER) EXP.			<u>56,960.62</u>
=====			

HILL COUNTY, TEXAS  
 REVENUE REPORT (UNAUDITED)  
 AS OF: SEPTEMBER 30TH, 2025

228-COUNTY DISPUTE RESOLUTION

% OF YEAR COMPLETED: 100.00

REVENUES	CURRENT BUDGET	CURRENT PERIOD	PRIOR YEAR PO ADJUST.	Y-T-D ACTUAL	Y-T-D ENCUMBRANCE	BUDGET BALANCE	% OF BUDGET
<b>FEEES</b>							
228-340-400 CO CLK DISPUTE RESOLUTION	2,000.00	135.00	0.00	2,580.00	0.00 (	580.00)	129.00
228-340-700 DISTRICT CLERK REVENUES	9,500.00	933.61	0.00	9,541.64	0.00 (	41.64)	100.44
228-340-801 JP#2 FEES	650.00	90.00	0.00	1,200.00	0.00 (	550.00)	184.62
228-340-802 JP# 4 FEES	500.00	75.00	0.00	1,030.00	0.00 (	530.00)	206.00
228-340-803 JP#3 FEES	500.00	125.00	0.00	960.00	0.00 (	460.00)	192.00
228-340-804 JP#1 FEES	600.00	110.00	0.00	1,155.00	0.00 (	555.00)	192.50
TOTAL FEES	13,750.00	1,468.61	0.00	16,466.64	0.00 (	2,716.64)	119.76
<b>MISC &amp; OTHER</b>							
228-375-100 INTEREST	50.00	139.05	0.00	1,045.46	0.00 (	995.46)	2,090.92
TOTAL MISC & OTHER	50.00	139.05	0.00	1,045.46	0.00 (	995.46)	2,090.92
TOTAL REVENUES	13,800.00	1,607.66	0.00	17,512.10	0.00 (	3,712.10)	126.90

HILL COUNTY, TEXAS  
 EXPENDITURES REPORT (UNAUDITED)  
 AS OF: SEPTEMBER 30TH, 2025

228-COUNTY DISPUTE RESOLUTION

JUSTICE SYSTEM

% OF YEAR COMPLETED: 100.00

CO DISPUTE RESOLUTION

DEPARTMENTAL EXPENDITURES	CURRENT BUDGET	CURRENT PERIOD	PRIOR YEAR PO ADJUST.	Y-T-D ACTUAL	Y-T-D ENCUMBRANCE	BUDGET BALANCE	% OF BUDGET
<hr/>							
<u>OPERATING EXPENSES</u>							
228-5-2104-2305 CONTRACT SERVICES	5,000.00	0.00	0.00	0.00	0.00	5,000.00	0.00
TOTAL OPERATING EXPENSES	5,000.00	0.00	0.00	0.00	0.00	5,000.00	0.00
<u>SUPPLIES</u>							
228-5-2104-3110 MISCELLANEOUS	0.00	0.00	0.00	0.00	0.00	0.00	0.00
TOTAL SUPPLIES	0.00	0.00	0.00	0.00	0.00	0.00	0.00
<hr/>							
TOTAL CO DISPUTE RESOLUTION	5,000.00	0.00	0.00	0.00	0.00	5,000.00	0.00
<hr/>							
TOTAL JUSTICE SYSTEM	5,000.00	0.00	0.00	0.00	0.00	0.00	0.00
<hr/>							
TOTAL EXPENDITURES	5,000.00	0.00	0.00	0.00	0.00	5,000.00	0.00
	=====	=====	=====	=====	=====	=====	=====

BALANCE SHEET

AS OF: SEPTEMBER 30TH, 2025

229-JURY FUND

ACCOUNT #	ACCOUNT DESCRIPTION	BALANCE	
<b>ASSETS</b>			
=====			
229-101-100	Cash - Jury Fund	159,012.04	
229-101-101	JURY PETTY CASH	10,000.00	
229-102-100	INVESTMENTS	0.00	
229-103-101	DELINQUENT TAXES RECEIVABLE	0.00	
229-103-102	RESERVE FOR UNCOLLECTIBLE	0.00	
229-104-100	ACCOUNTS RECEIVABLE	6,326.00	
229-104-200	GRANT RECEIVABLE	0.00	
229-106-000	DUE FROM OTHER FUNDS	389.62	
229-108-100	PREPAID ITEMS	<u>0.00</u>	
		<u>175,727.66</u>	
TOTAL ASSETS			<u>175,727.66</u>
=====			
<b>LIABILITIES</b>			
=====			
229-201-000	ACCOUNTS PAYABLE	14,712.00	
229-201-100	A/P CREDITS WITH VENDORS	0.00	
229-205-000	DEFERRED TAXES	0.00	
229-206-000	DUE TO OTHER FUNDS	0.00	
229-206-105	DUE TO PAYROLL FUND	0.00	
229-206-999	DUE TO A/P CLEARING	153,207.42	
229-208-100	ACCRUED WAGES PAYABLE	<u>0.00</u>	
TOTAL LIABILITIES			<u>167,919.42</u>
=====			
<b>EQUITY</b>			
=====			
229-271-000	UNRESERVED FUND BALANCE	( 22,067.45)	
TOTAL BEGINNING EQUITY			( 22,067.45)
TOTAL REVENUE		718,453.05	
TOTAL EXPENSES		<u>688,577.36</u>	
TOTAL REVENUE OVER/(UNDER) EXPENSES		29,875.69	
TOTAL EQUITY & REV. OVER/(UNDER) EXP.			<u>7,808.24</u>
TOTAL LIABILITIES, EQUITY & REV.OVER/(UNDER) EXP.			<u>175,727.66</u>
=====			

REVENUE REPORT (UNAUDITED)

AS OF: SEPTEMBER 30TH, 2025

229-JURY FUND

% OF YEAR COMPLETED: 100.00

REVENUES	CURRENT BUDGET	CURRENT PERIOD	PRIOR YEAR PO ADJUST.	Y-T-D ACTUAL	Y-T-D ENCUMBRANCE	BUDGET BALANCE	% OF BUDGET
<b>REIMBURSEMENTS</b>							
229-333-300 INDIGENT DEFENSE GRANT	35,200.00	32,789.00	0.00	32,789.00	0.00	2,411.00	93.15
229-333-309 INDIGENT DEFENSE COORDINATOR G	0.00	0.00	0.00	0.00	0.00	0.00	0.00
TOTAL REIMBURSEMENTS	35,200.00	32,789.00	0.00	32,789.00	0.00	2,411.00	93.15
<b>FEEES</b>							
229-340-400 CO CLK- CT INITIATED GUARDIAN	3,000.00	180.00	0.00	3,340.00	0.00 (	340.00)	111.33
229-340-401 PA-COURT INITIATED GUARDIANSHI	2,300.00	90.00	0.00	1,870.00	0.00	430.00	81.30
229-340-404 CO CLK COUNTY JURY FUND	2,250.00	90.00	0.00	1,720.00	0.00	530.00	76.44
229-340-600 JUV SUMMONS FEES	1,770.00	0.00	0.00	999.87	0.00	770.13	56.49
229-340-700 DIST CLERK FEES	249,000.00	18,143.46	0.00	271,676.15	0.00 (	22,676.15)	109.11
229-340-701 CT REPORTER SERVICE FEE	0.00	0.00	0.00	0.00	0.00	0.00	0.00
229-340-702 REIM FOR CT APPT ATTORNEY FEES	5,000.00	245.32	0.00	3,531.75	0.00	1,468.25	70.64
229-340-705 CC-Probate/Guardian-AttyFees	6,000.00	400.00	0.00	13,200.00	0.00 (	7,200.00)	220.00
229-340-800 JP-JURY FUND LGC 134.103a	125.00	17.47	0.00	170.94	0.00 (	45.94)	136.75
TOTAL FEES	269,445.00	19,166.25	0.00	296,508.71	0.00 (	27,063.71)	110.04
<b>MISC &amp; OTHER</b>							
229-368-201 STATE JUROR REIMB	30,000.00	6,326.00	0.00	28,732.00	0.00	1,268.00	95.77
229-370-020 CONTRIBUTIONS	0.00	0.00	0.00	0.00	0.00	0.00	0.00
229-370-500 MISCELLANEOUS INCOME	25,000.00	1,755.00	0.00	19,881.99	0.00	5,118.01	79.53
229-375-100 INTEREST	150.00	51.92	0.00	536.35	0.00 (	386.35)	357.57
TOTAL MISC & OTHER	55,150.00	8,132.92	0.00	49,150.34	0.00	5,999.66	89.12
<b>TRANSFERS</b>							
229-390-000 TRANSFERS IN	0.00	0.00	0.00	0.00	0.00	0.00	0.00
229-390-100 TRANSFERS FROM GENERAL	340,005.00	0.00	0.00	340,005.00	0.00	0.00	100.00
229-390-392 TRANSFERS FROM COURT REPORTER	0.00	0.00	0.00	0.00	0.00	0.00	0.00
TOTAL TRANSFERS	340,005.00	0.00	0.00	340,005.00	0.00	0.00	100.00
TOTAL REVENUES	699,800.00	60,088.17	0.00	718,453.05	0.00 (	18,653.05)	102.67

HILL COUNTY, TEXAS  
 EXPENDITURES REPORT (UNAUDITED)  
 AS OF:SEPTEMBER 30TH, 2025

229-JURY FUND  
 JUSTICE SYSTEM  
 JURY FUND

% OF YEAR COMPLETED: 100.00

DEPARTMENTAL EXPENDITURES	CURRENT BUDGET	CURRENT PERIOD	PRIOR YEAR PO ADJUST.	Y-T-D ACTUAL	Y-T-D ENCUMBRANCE	BUDGET BALANCE	% OF BUDGET
---------------------------	----------------	----------------	-----------------------	--------------	-------------------	----------------	-------------

SALARIES & BENEFITS

SALARIES & WAGES

229-5-2104-1104 DEPARTMENT HEAD SALARY	0.00	0.00	0.00	0.00	0.00	0.00	0.00
229-5-2104-1105 STAFF WAGES	0.00	0.00	0.00	0.00	0.00	0.00	0.00
229-5-2104-1107 COURT COORDINATOR	0.00	0.00	0.00	0.00	0.00	0.00	0.00
229-5-2104-1108 COURT REPORTER	0.00	0.00	0.00	0.00	0.00	0.00	0.00
TOTAL SALARIES & WAGES	0.00	0.00	0.00	0.00	0.00	0.00	0.00

BENEFITS

229-5-2104-1201 SOCIAL SECURITY & MEDICARE	0.00	0.00	0.00	28.33	0.00 (	28.33)	0.00
229-5-2104-1202 UNEMPLOYMENT TAX	0.00	0.00	0.00	0.00	0.00	0.00	0.00
229-5-2104-1203 RETIREMENT	0.00	0.00	0.00	0.00	0.00	0.00	0.00
229-5-2104-1204 RETIREMENT LIFE INSURANCE	0.00	0.00	0.00	0.00	0.00	0.00	0.00
229-5-2104-1205 WORKERS COMP	0.00	19.00	0.00	76.00	0.00 (	76.00)	0.00
229-5-2104-1209 HEALTH INSURANCE	0.00	0.00	0.00	0.00	0.00	0.00	0.00
TOTAL OTHER TAXES	0.00	19.00	0.00	104.33	0.00 (	104.33)	0.00

TOTAL SALARIES & BENEFITS	0.00	19.00	0.00	104.33	0.00 (	104.33)	0.00
---------------------------	------	-------	------	--------	--------	---------	------

OPERATING EXPENSES

229-5-2104-2302 TRAINING & MILEAGE REIMB	0.00	3,651.00	0.00	3,651.00	0.00 (	3,651.00)	0.00
229-5-2104-2305 CONTRACT SERVICES	10,000.00	369.60	0.00	8,797.75	0.00	1,202.25	87.98
229-5-2104-2307 LEGAL NOTICES	0.00	0.00	0.00	0.00	0.00	0.00	0.00
229-5-2104-2310 JURY COMMISSION	0.00	0.00	0.00	0.00	0.00	0.00	0.00
229-5-2104-2311 GRAND JURY	10,000.00	900.00	0.00	11,600.00	0.00 (	1,600.00)	116.00
229-5-2104-2312 PETIT JURY	30,000.00	3,480.00	0.00	24,620.00	0.00	5,380.00	82.07
229-5-2104-2313 COUNTY JURORS	0.00	0.00	0.00	0.00	0.00	0.00	0.00
229-5-2104-2315 BANK SERVICE CHARGES	0.00	0.00	0.00	0.00	0.00	0.00	0.00
229-5-2104-2320 APPOINTED ATTORNEY - FELONY	250,000.00	73,453.33	0.00	257,540.83	0.00 (	7,540.83)	103.02
229-5-2104-2321 APPOINTED ATTORNEY - JUVENI	16,500.00	1,065.00	0.00	12,100.00	0.00	4,400.00	73.33
229-5-2104-2322 APPOINTED ATTORNEY - CIVIL	150,000.00	34,171.00	0.00	186,208.00	0.00 (	36,208.00)	124.14
229-5-2104-2323 APPOINTED ATTORNEY - MISD	110,000.00	17,835.00	0.00	117,540.00	0.00 (	7,540.00)	106.85
229-5-2104-2324 APPOINTED ATTORNEY GUARDIAN	8,000.00	1,000.00	0.00	7,560.00	0.00	440.00	94.50
229-5-2104-2325 CAPITAL MURDER TRIAL EXPENS	25,000.00	0.00	0.00	12,395.00	0.00	12,605.00	49.58
229-5-2104-2327 CC-ApptAtty-Probate/Guardia	8,750.00	800.00	0.00	8,200.00	0.00	550.00	93.71
229-5-2104-2403 PYSCHOLOGICAL EXAM	15,000.00	2,350.00	0.00	15,270.00	0.00 (	270.00)	101.80
229-5-2104-2407 INVESTIGATIONS	5,000.00	4,278.25	0.00	18,847.98	0.00 (	13,847.98)	376.96
229-5-2104-2408 WITNESSES & EVIDENCE	2,500.00	0.00	0.00	16.18	0.00	2,483.82	0.65
229-5-2104-2409 OTHER LITIGATION EXPENSE	15,000.00	0.00	0.00	810.19	0.00	14,189.81	5.40
TOTAL OPERATING EXPENSES	655,750.00	143,353.18	0.00	685,156.93	0.00 (	29,406.93)	104.48

SUPPLIES

229-5-2104-3101 SUPPLIES	150.00	0.00	0.00	0.00	0.00	150.00	0.00
229-5-2104-3102 POSTAGE	7,000.00 (	379.62)	0.00	2,462.47	0.00	4,537.53	35.18
229-5-2104-3103 MACHINE & EQUIP RENTAL	0.00	0.00	0.00	0.00	0.00	0.00	0.00
229-5-2104-3104 TELEPHONE	600.00	57.74	0.00	670.04	0.00 (	70.04)	111.67
229-5-2104-3109 MAINTENANCE CONTRACTS	0.00	0.00	0.00	0.00	0.00	0.00	0.00

HILL COUNTY, TEXAS  
 EXPENDITURES REPORT (UNAUDITED)  
 AS OF: SEPTEMBER 30TH, 2025

229-JURY FUND  
 JUSTICE SYSTEM  
 JURY FUND

% OF YEAR COMPLETED: 100.00

DEPARTMENTAL EXPENDITURES	CURRENT BUDGET	CURRENT PERIOD	PRIOR YEAR PO ADJUST.	Y-T-D ACTUAL	Y-T-D ENCUMBRANCE	BUDGET BALANCE	% OF BUDGET
229-5-2104-3110 MISCELLANEOUS	1,000.00	6.50	0.00	183.59	0.00	816.41	18.36
TOTAL SUPPLIES	8,750.00	( 315.38)	0.00	3,316.10	0.00	5,433.90	37.90
<u>OTHER FINANCING (USES)</u>							
229-5-2104-9901 TRANSFERS OUT	0.00	0.00	0.00	0.00	0.00	0.00	0.00
TOTAL OTHER FINANCING (USES)	0.00	0.00	0.00	0.00	0.00	0.00	0.00
TOTAL JURY FUND	664,500.00	143,056.80	0.00	688,577.36	0.00 (	24,077.36)	103.62
TOTAL JUSTICE SYSTEM	664,500.00	143,056.80	0.00	688,577.36	0.	0.00	103.62
TOTAL EXPENDITURES	664,500.00	143,056.80	0.00	688,577.36	0.00 (	24,077.36)	103.62

BALANCE SHEET

AS OF: SEPTEMBER 30TH, 2025

230-CC-RECORDS MGMT/PRESERV

ACCOUNT #	ACCOUNT DESCRIPTION	BALANCE	
<b>ASSETS</b>			
=====			
230-101-099	CLAIM/GENERAL POOLED CASH	45,623.36	
230-101-100	CASH	0.00	
230-101-107	CLAIM ON CSB MMIA	7,419.59	
230-101-109	CLAIM ON TEXAS CLASS	141,903.15	
230-101-110	CLAIM ON TEXAS CLASS GOVT	11,123.52	
230-102-100	INVESTMENTS	800,148.90	
230-104-100	ACCOUNTS RECEIVABLE	0.00	
230-106-000	DUE FROM OTHER FUNDS	0.00	
		<u>1,006,218.52</u>	
			<u>1,006,218.52</u>
<b>LIABILITIES</b>			
=====			
230-201-000	ACCOUNTS PAYABLE	0.00	
230-206-105	DUE TO PAYROLL FUND	0.00	
230-206-999	DUE TO A/P CLEARING	0.00	
230-208-100	ACCRUED WAGES PAYABLE	1,319.42	
		<u>1,319.42</u>	
			<u>1,319.42</u>
<b>EQUITY</b>			
=====			
230-271-000	UNRESERVED FUND BALANCE	887,648.11	
230-272-000	ASSIGNED FUND BALANCE	0.00	
		<u>887,648.11</u>	
TOTAL REVENUE		131,641.22	
TOTAL EXPENSES		<u>14,390.23</u>	
TOTAL REVENUE OVER/(UNDER) EXPENSES		117,250.99	
TOTAL EQUITY & REV. OVER/(UNDER) EXP.		<u>1,004,899.10</u>	
TOTAL LIABILITIES, EQUITY & REV.OVER/(UNDER) EXP.			<u>1,006,218.52</u>

HILL COUNTY, TEXAS  
 REVENUE REPORT (UNAUDITED)  
 AS OF: SEPTEMBER 30TH, 2025

230-CC-RECORDS MGMT/PRESERV

% OF YEAR COMPLETED: 100.00

REVENUES	CURRENT BUDGET	CURRENT PERIOD	PRIOR YEAR PO ADJUST.	Y-T-D ACTUAL	Y-T-D ENCUMBRANCE	BUDGET BALANCE	% OF BUDGET
<u>FEEES</u>							
230-340-400 RECORDS MGMT/PRESERVATION FEES	88,500.00	8,507.00	0.00	92,649.00	0.00	( 4,149.00)	104.69
TOTAL FEES	88,500.00	8,507.00	0.00	92,649.00	0.00	( 4,149.00)	104.69
<u>MISC &amp; OTHER</u>							
230-375-100 INTEREST	12,000.00	3,270.32	0.00	38,992.22	0.00	( 26,992.22)	324.94
TOTAL MISC & OTHER	12,000.00	3,270.32	0.00	38,992.22	0.00	( 26,992.22)	324.94
<u>TRANSFERS</u>							
230-390-000 TRANSFERS IN	0.00	0.00	0.00	0.00	0.00	0.00	0.00
TOTAL TRANSFERS	0.00	0.00	0.00	0.00	0.00	0.00	0.00
TOTAL REVENUES	100,500.00	11,777.32	0.00	131,641.22	0.00	( 31,141.22)	130.99

HILL COUNTY, TEXAS  
 EXPENDITURES REPORT (UNAUDITED)  
 AS OF: SEPTEMBER 30TH, 2025

230-CC-RECORDS MGMT/PRESERV  
 GENERAL GOVERNMENT  
 COUNTY CLERK RECORDS

% OF YEAR COMPLETED: 100.00

DEPARTMENTAL EXPENDITURES	CURRENT BUDGET	CURRENT PERIOD	PRIOR YEAR PO ADJUST.	Y-T-D ACTUAL	Y-T-D ENCUMBRANCE	BUDGET BALANCE	% OF BUDGET
<u>SALARIES &amp; BENEFITS</u>							
<u>SALARIES &amp; WAGES</u>							
230-5-1109-1105 STAFF WAGES	0.00	0.00	0.00	0.00	0.00	0.00	0.00
230-5-1109-1106 PART-TIME WAGES	<u>26,996.00</u>	<u>3,245.06</u>	<u>0.00</u>	<u>9,121.48</u>	<u>0.00</u>	<u>17,874.52</u>	<u>33.79</u>
TOTAL SALARIES & WAGES	26,996.00	3,245.06	0.00	9,121.48	0.00	17,874.52	33.79
<u>BENEFITS</u>							
230-5-1109-1201 SOCIAL SECURITY & MEDICARE	1,269.00	0.00	0.00	0.00	0.00	1,269.00	0.00
230-5-1109-1202 UNEMPLOYMENT TAX	15.00	10.49	0.00	14.04	0.00	0.96	93.60
230-5-1109-1203 RETIREMENT	1,679.00	0.00	0.00	0.00	0.00	1,679.00	0.00
230-5-1109-1204 RETIREMENT LIFE INSURANCE	58.00	0.00	0.00	0.00	0.00	58.00	0.00
230-5-1109-1205 WORKERS COMP	<u>0.00</u>	<u>0.00</u>	<u>0.00</u>	<u>0.00</u>	<u>0.00</u>	<u>0.00</u>	<u>0.00</u>
TOTAL OTHER TAXES	3,021.00	10.49	0.00	14.04	0.00	3,006.96	0.46
TOTAL SALARIES & BENEFITS	30,017.00	3,255.55	0.00	9,135.52	0.00	20,881.48	30.43
<u>OPERATING EXPENSES</u>							
230-5-1109-2305 CONTRACT SERVICES	<u>100,000.00</u>	<u>0.00</u>	<u>0.00</u>	<u>3,971.57</u>	<u>0.00</u>	<u>96,028.43</u>	<u>3.97</u>
TOTAL OPERATING EXPENSES	100,000.00	0.00	0.00	3,971.57	0.00	96,028.43	3.97
<u>SUPPLIES</u>							
230-5-1109-3101 SUPPLIES	0.00	0.00	0.00	1,283.14	0.00	( 1,283.14)	0.00
230-5-1109-3103 COMPUTER	0.00	0.00	0.00	0.00	0.00	0.00	0.00
230-5-1109-3111 MICRO FILMING & INDEXING	<u>0.00</u>	<u>0.00</u>	<u>0.00</u>	<u>0.00</u>	<u>0.00</u>	<u>0.00</u>	<u>0.00</u>
TOTAL SUPPLIES	0.00	0.00	0.00	1,283.14	0.00	( 1,283.14)	0.00
<u>CAPITAL OUTLAY</u>							
230-5-1109-4101 OFFICE EQUIPMENT	<u>0.00</u>	<u>0.00</u>	<u>0.00</u>	<u>0.00</u>	<u>0.00</u>	<u>0.00</u>	<u>0.00</u>
TOTAL CAPITAL OUTLAY	0.00	0.00	0.00	0.00	0.00	0.00	0.00
<u>OTHER FINANCING (USES)</u>							
230-5-1109-9901 TRANSFERS OUT	<u>0.00</u>	<u>0.00</u>	<u>0.00</u>	<u>0.00</u>	<u>0.00</u>	<u>0.00</u>	<u>0.00</u>
TOTAL OTHER FINANCING (USES)	0.00	0.00	0.00	0.00	0.00	0.00	0.00
TOTAL COUNTY CLERK RECORDS	130,017.00	3,255.55	0.00	14,390.23	0.00	115,626.77	11.07
TOTAL GENERAL GOVERNMENT	130,017.00	3,255.55	0.00	14,390.23	0.	0.00	11.07
TOTAL EXPENDITURES	<u>130,017.00</u>	<u>3,255.55</u>	<u>0.00</u>	<u>14,390.23</u>	<u>0.00</u>	<u>115,626.77</u>	<u>11.07</u>

BALANCE SHEET

AS OF: SEPTEMBER 30TH, 2025

231-RECORDS MGNT. & PRES.

ACCOUNT #	ACCOUNT DESCRIPTION	BALANCE	
<hr/>			
ASSETS			
=====			
231-101-099	CLAIM/GENERAL POOLED CASH	27,186.42	
231-101-100	CASH	0.00	
231-101-107	CLAIM ON CSB MMIA	1,095.79	
231-102-100	INVESTMENTS	56,039.01	
231-104-100	ACCOUNTS RECEIVABLE	0.00	
231-106-000	DUE FROM OTHER FUNDS	0.00	
		<u>0.00</u>	
			<u>84,321.22</u>
TOTAL ASSETS			84,321.22
			=====
LIABILITIES			
=====			
231-201-000	ACCOUNTS PAYABLE	0.00	
231-201-100	A/P CREDITS WITH VENDORS	0.00	
231-206-105	DUE TO PAYROLL FUND	0.00	
231-206-999	DUE TO A/P CLEARING	0.00	
231-208-100	ACCRUED WAGES PAYABLE	1,015.60	
		<u>1,015.60</u>	
TOTAL LIABILITIES			<u>1,015.60</u>
EQUITY			
=====			
231-271-000	UNRESERVED FUND BALANCE	79,712.45	
231-272-000	ASSIGNED FUND BALANCE	0.00	
		<u>0.00</u>	
TOTAL BEGINNING EQUITY			79,712.45
TOTAL REVENUE			35,892.20
TOTAL EXPENSES			<u>32,299.03</u>
TOTAL REVENUE OVER/(UNDER) EXPENSES			3,593.17
TOTAL EQUITY & REV. OVER/(UNDER) EXP.			<u>83,305.62</u>
TOTAL LIABILITIES, EQUITY & REV.OVER/(UNDER) EXP.			84,321.22
			=====

HILL COUNTY, TEXAS  
 REVENUE REPORT (UNAUDITED)  
 AS OF: SEPTEMBER 30TH, 2025

231-RECORDS MGNT. & PRES.

% OF YEAR COMPLETED: 100.00

REVENUES	CURRENT BUDGET	CURRENT PERIOD	PRIOR YEAR PO ADJUST.	Y-T-D ACTUAL	Y-T-D ENCUMBRANCE	BUDGET BALANCE	% OF BUDGET
<u>FEES</u>							
231-340-700 DIST CLERK FEES	34,500.00	2,774.05	0.00	33,247.39	0.00	1,252.61	96.37
TOTAL FEES	34,500.00	2,774.05	0.00	33,247.39	0.00	1,252.61	96.37
<u>MISC &amp; OTHER</u>							
231-370-020 CONTRIBUTIONS	0.00	0.00	0.00	0.00	0.00	0.00	0.00
231-375-100 INTEREST	50.00	211.91	0.00	2,644.81	0.00	( 2,594.81)	5,289.62
TOTAL MISC & OTHER	50.00	211.91	0.00	2,644.81	0.00	( 2,594.81)	5,289.62
<u>TRANSFERS</u>							
231-390-000 TRANSFERS IN	0.00	0.00	0.00	0.00	0.00	0.00	0.00
TOTAL TRANSFERS	0.00	0.00	0.00	0.00	0.00	0.00	0.00
TOTAL REVENUES	34,550.00	2,985.96	0.00	35,892.20	0.00	( 1,342.20)	103.88

HILL COUNTY, TEXAS  
EXPENDITURES REPORT (UNAUDITED)

AS OF: SEPTEMBER 30TH, 2025

231-RECORDS MGNT. & PRES.  
JUSTICE SYSTEM  
RECORDS MGMT & PRESERVAT

% OF YEAR COMPLETED: 100.00

DEPARTMENTAL EXPENDITURES	CURRENT BUDGET	CURRENT PERIOD	PRIOR YEAR PO ADJUST.	Y-T-D ACTUAL	Y-T-D ENCUMBRANCE	BUDGET BALANCE	% OF BUDGET
<u>SALARIES &amp; BENEFITS</u>							
<u>SALARIES &amp; WAGES</u>							
231-5-2105-1105 STAFF WAGES	0.00	0.00	0.00	0.00	0.00	0.00	0.00
231-5-2105-1106 PART TIME WAGES	<u>26,996.00</u>	<u>2,035.30</u>	<u>0.00</u>	<u>15,486.25</u>	<u>0.00</u>	<u>11,509.75</u>	<u>57.36</u>
TOTAL SALARIES & WAGES	26,996.00	2,035.30	0.00	15,486.25	0.00	11,509.75	57.36
<u>BENEFITS</u>							
231-5-2105-1201 SOCIAL SECURITY & MEDICARE	1,301.00	155.71	0.00	1,184.69	0.00	116.31	91.06
231-5-2105-1202 UNEMPLOYMENT TAX	15.00	6.00	0.00	23.50	0.00	( 8.50)	156.67
231-5-2105-1203 RETIREMENT	1,721.00	205.98	0.00	1,543.15	0.00	177.85	89.67
231-5-2105-1204 RETIREMENT LIFE INSURANCE	60.00	5.70	0.00	44.72	0.00	15.28	74.53
231-5-2105-1205 WORKERS COMP	0.00	12.36	0.00	49.44	0.00	( 49.44)	0.00
231-5-2105-1209 HEALTH INSURANCE	<u>0.00</u>	<u>0.00</u>	<u>0.00</u>	<u>0.00</u>	<u>0.00</u>	<u>0.00</u>	<u>0.00</u>
TOTAL OTHER TAXES	3,097.00	385.75	0.00	2,845.50	0.00	251.50	91.88
TOTAL SALARIES & BENEFITS	30,093.00	2,421.05	0.00	18,331.75	0.00	11,761.25	60.92
<u>OPERATING EXPENSES</u>							
231-5-2105-2305 CONTRACT SERVICES	<u>20,000.00</u>	<u>0.00</u>	<u>0.00</u>	<u>6,963.12</u>	<u>0.00</u>	<u>13,036.88</u>	<u>34.82</u>
TOTAL OPERATING EXPENSES	20,000.00	0.00	0.00	6,963.12	0.00	13,036.88	34.82
<u>SUPPLIES</u>							
231-5-2105-3101 SUPPLIES	7,000.00	0.00	0.00	5,669.16	0.00	1,330.84	80.99
231-5-2105-3103 MACHINE & EQUIP RENTAL	<u>0.00</u>	<u>0.00</u>	<u>0.00</u>	<u>0.00</u>	<u>0.00</u>	<u>0.00</u>	<u>0.00</u>
TOTAL SUPPLIES	7,000.00	0.00	0.00	5,669.16	0.00	1,330.84	80.99
<u>CAPITAL OUTLAY</u>							
231-5-2105-4101 CAPITAL OUTLAY	<u>5,000.00</u>	<u>0.00</u>	<u>0.00</u>	<u>1,335.00</u>	<u>0.00</u>	<u>3,665.00</u>	<u>26.70</u>
TOTAL CAPITAL OUTLAY	5,000.00	0.00	0.00	1,335.00	0.00	3,665.00	26.70
<u>OTHER FINANCING (USES)</u>							
231-5-2105-9901 TRANSFERS OUT	<u>0.00</u>	<u>0.00</u>	<u>0.00</u>	<u>0.00</u>	<u>0.00</u>	<u>0.00</u>	<u>0.00</u>
TOTAL OTHER FINANCING (USES)	0.00	0.00	0.00	0.00	0.00	0.00	0.00
TOTAL RECORDS MGMT & PRESERVAT	62,093.00	2,421.05	0.00	32,299.03	0.00	29,793.97	52.02
TOTAL JUSTICE SYSTEM	62,093.00	2,421.05	0.00	32,299.03	0.00	29,793.97	52.02
TOTAL EXPENDITURES	<u>62,093.00</u>	<u>2,421.05</u>	<u>0.00</u>	<u>32,299.03</u>	<u>0.00</u>	<u>29,793.97</u>	<u>52.02</u>

232-LAW ENFORCEMENT EDU.

ACCOUNT #	ACCOUNT DESCRIPTION	BALANCE	
<b>ASSETS</b>			
=====			
232-101-099	CLAIM/GENERAL POOLED CASH	38,019.39	
232-101-100	CASH	0.00	
232-101-107	CLAIM ON CSB MMIA	2,391.75	
232-106-000	DUE FROM OTHER FUNDS	<u>0.00</u>	
			<u>40,411.14</u>
TOTAL ASSETS			40,411.14
=====			
<b>LIABILITIES</b>			
=====			
232-201-000	ACCOUNTS PAYABLE	0.00	
232-201-100	A/P CREDITS WITH VENDORS	0.00	
232-206-999	DUE TO A/P CLEARING	<u>1,796.40</u>	
TOTAL LIABILITIES			<u>1,796.40</u>
<b>EQUITY</b>			
=====			
232-271-000	UNRESERVED FUND BALANCE	<u>30,941.60</u>	
TOTAL BEGINNING EQUITY			30,941.60
TOTAL REVENUE		16,035.89	
TOTAL EXPENSES		<u>8,362.75</u>	
TOTAL REVENUE OVER/(UNDER) EXPENSES			7,673.14
TOTAL EQUITY & REV. OVER/(UNDER) EXP.			<u>38,614.74</u>
TOTAL LIABILITIES, EQUITY & REV.OVER/(UNDER) EXP.			40,411.14
=====			

HILL COUNTY, TEXAS  
REVENUE REPORT (UNAUDITED)  
AS OF: SEPTEMBER 30TH, 2025

232-LAW ENFORCEMENT EDU.

% OF YEAR COMPLETED: 100.00

REVENUES	CURRENT BUDGET	CURRENT PERIOD	PRIOR YEAR PO ADJUST.	Y-T-D ACTUAL	Y-T-D ENCUMBRANCE	BUDGET BALANCE	% OF BUDGET
<u>REIMBURSEMENTS</u>							
232-333-301 CONSTABLE HILLSBORO - GRANT	0.00	0.00	0.00	1,417.71	0.00 (	1,417.71)	0.00
232-333-302 CONSTABLE ITASCA - GRANT	0.00	0.00	0.00	1,462.21	0.00 (	1,462.21)	0.00
232-333-303 CONSTABLE - MALONE GRANT	0.00	0.00	0.00	1,567.05	0.00 (	1,567.05)	0.00
232-333-304 CONSTABLE - WHITNEY GRANT	0.00	0.00	0.00	1,462.21	0.00 (	1,462.21)	0.00
232-333-305 SHERIFF - GRANT	0.00	0.00	0.00	9,954.25	0.00 (	9,954.25)	0.00
232-333-306 DISTRICT ATTY - GRANT	0.00	0.00	0.00	0.00	0.00	0.00	0.00
TOTAL REIMBURSEMENTS	0.00	0.00	0.00	15,863.43	0.00 (	15,863.43)	0.00
<u>MISC &amp; OTHER</u>							
232-375-100 INTEREST	0.00	17.55	0.00	172.46	0.00 (	172.46)	0.00
TOTAL MISC & OTHER	0.00	17.55	0.00	172.46	0.00 (	172.46)	0.00
<u>TRANSFERS</u>							
232-390-000 TRANSFERS IN	0.00	0.00	0.00	0.00	0.00	0.00	0.00
TOTAL TRANSFERS	0.00	0.00	0.00	0.00	0.00	0.00	0.00
TOTAL REVENUES	0.00	17.55	0.00	16,035.89	0.00 (	16,035.89)	0.00

HILL COUNTY, TEXAS  
 EXPENDITURES REPORT (UNAUDITED)  
 AS OF: SEPTEMBER 30TH, 2025

232-LAW ENFORCEMENT EDU.  
 PUBLIC SAFETY  
 LAW ENFORCEMENT EDU.

% OF YEAR COMPLETED: 100.00

DEPARTMENTAL EXPENDITURES	CURRENT BUDGET	CURRENT PERIOD	PRIOR YEAR PO ADJUST.	Y-T-D ACTUAL	Y-T-D ENCUMBRANCE	BUDGET BALANCE	% OF BUDGET
<u>OPERATING EXPENSES</u>							
232-5-3100-2331 TRAINING & MILEAGE P2-CONS-	0.00	0.00	0.00	0.00	0.00	0.00	0.00
232-5-3100-2332 TRAINING & MILEAGE P4-CONS-	0.00	0.00	0.00	0.00	0.00	0.00	0.00
232-5-3100-2333 TRAINING & MILEAGE P3-CONST	0.00	0.00	0.00	150.00	0.00 (	150.00)	0.00
232-5-3100-2334 TRAINING & MILEAGE P1-CONS-	0.00	0.00	0.00	224.80	0.00 (	224.80)	0.00
232-5-3100-2335 TRAINING & MILEAGE SHERIFF	0.00	3,125.60	0.00	7,987.95	0.00 (	7,987.95)	0.00
232-5-3100-2336 TRAINING & MILEAGE DIST ATT	0.00	0.00	0.00	0.00	0.00	0.00	0.00
TOTAL OPERATING EXPENSES	0.00	3,125.60	0.00	8,362.75	0.00 (	8,362.75)	0.00
<u>OTHER FINANCING (USES)</u>							
232-5-3100-9901 TRANSFERS OUT	0.00	0.00	0.00	0.00	0.00	0.00	0.00
TOTAL OTHER FINANCING (USES)	0.00	0.00	0.00	0.00	0.00	0.00	0.00
TOTAL LAW ENFORCEMENT EDU.	0.00	3,125.60	0.00	8,362.75	0.00 (	8,362.75)	0.00
TOTAL PUBLIC SAFETY	0.00	3,125.60	0.00	8,362.75	0.	0.00	0.00
TOTAL EXPENDITURES	0.00	3,125.60	0.00	8,362.75	0.00 (	8,362.75)	0.00

BALANCE SHEET

AS OF: SEPTEMBER 30TH, 2025

233-FEDERAL SEIZURE(SO)

ACCOUNT #	ACCOUNT DESCRIPTION	BALANCE
<hr/>		
ASSETS		
<hr/>		
233-101-100	Cash - S/O Federal Seizure	1,767.19
233-106-000	DUE FROM OTHER FUNDS	<u>0.00</u>
		<u>1,767.19</u>
TOTAL ASSETS		<u>1,767.19</u>
<hr/>		
LIABILITIES		
<hr/>		
233-201-000	ACCOUNTS PAYABLE	0.00
233-201-100	A/P CREDITS WITH VENDORS	0.00
233-206-000	DUE TO OTHER FUNDS	0.00
233-206-999	DUE TO A/P CLEARING	<u>0.00</u>
TOTAL LIABILITIES		<u>0.00</u>
<hr/>		
EQUITY		
<hr/>		
233-271-000	UNRESERVED FUND BALANCE	<u>11,356.45</u>
TOTAL BEGINNING EQUITY		11,356.45
TOTAL REVENUE		31.34
TOTAL EXPENSES		<u>9,620.60</u>
TOTAL REVENUE OVER/(UNDER) EXPENSES		( 9,589.26)
TOTAL EQUITY & REV. OVER/(UNDER) EXP.		<u>1,767.19</u>
TOTAL LIABILITIES, EQUITY & REV.OVER/(UNDER) EXP.		<u>1,767.19</u>

HILL COUNTY, TEXAS  
 REVENUE REPORT (UNAUDITED)  
 AS OF: SEPTEMBER 30TH, 2025

233-FEDERAL SEIZURE (SO)

% OF YEAR COMPLETED: 100.00

REVENUES	CURRENT BUDGET	CURRENT PERIOD	PRIOR YEAR PO ADJUST.	Y-T-D ACTUAL	Y-T-D ENCUMBRANCE	BUDGET BALANCE	% OF BUDGET
<u>FINES</u>							
233-352-300 SEIZURES	0.00	0.00	0.00	0.00	0.00	0.00	0.00
TOTAL FINES	0.00	0.00	0.00	0.00	0.00	0.00	0.00
<u>MISC &amp; OTHER</u>							
233-370-500 MISCELLANEOUS INCOME	0.00	0.00	0.00	0.00	0.00	0.00	0.00
233-375-100 INTEREST	0.00	1.03	0.00	31.34	0.00	( 31.34)	0.00
233-379-100 SALE OF FIXED ASSETS	0.00	0.00	0.00	0.00	0.00	0.00	0.00
TOTAL MISC & OTHER	0.00	1.03	0.00	31.34	0.00	( 31.34)	0.00
<u>TRANSFERS</u>							
233-390-000 TRANSFERS IN	0.00	0.00	0.00	0.00	0.00	0.00	0.00
TOTAL TRANSFERS	0.00	0.00	0.00	0.00	0.00	0.00	0.00
TOTAL REVENUES	0.00	1.03	0.00	31.34	0.00	( 31.34)	0.00

HILL COUNTY, TEXAS  
 EXPENDITURES REPORT (UNAUDITED)  
 AS OF: SEPTEMBER 30TH, 2025

233-FEDERAL SEIZURE (SO)  
 PUBLIC SAFETY  
 FEDERAL SEIZURE (SO)

% OF YEAR COMPLETED: 100.00

DEPARTMENTAL EXPENDITURES	CURRENT BUDGET	CURRENT PERIOD	PRIOR YEAR PO ADJUST.	Y-T-D ACTUAL	Y-T-D ENCUMBRANCE	BUDGET BALANCE	% OF BUDGET
<u>OPERATING EXPENSES</u>							
233-5-3102-2302 TRAINING & MILEAGE REIMB	0.00	0.00	0.00	0.00	0.00	0.00	0.00
233-5-3102-2315 BANK SERVICES CHARGES	<u>0.00</u>	<u>0.00</u>	<u>0.00</u>	<u>0.00</u>	<u>0.00</u>	<u>0.00</u>	<u>0.00</u>
TOTAL OPERATING EXPENSES	0.00	0.00	0.00	0.00	0.00	0.00	0.00
<u>SUPPLIES</u>							
233-5-3102-3101 SUPPLIES	0.00	0.00	0.00	0.00	0.00	0.00	0.00
233-5-3102-3110 MISCELLANEOUS EXPENSE	<u>0.00</u>	<u>0.00</u>	<u>0.00</u>	<u>9,620.60</u>	<u>0.00</u>	<u>( 9,620.60)</u>	<u>0.00</u>
TOTAL SUPPLIES	0.00	0.00	0.00	9,620.60	0.00	( 9,620.60)	0.00
<u>CAPITAL OUTLAY</u>							
233-5-3102-4101 CAPITAL OUTLAY	<u>0.00</u>	<u>0.00</u>	<u>0.00</u>	<u>0.00</u>	<u>0.00</u>	<u>0.00</u>	<u>0.00</u>
TOTAL CAPITAL OUTLAY	0.00	0.00	0.00	0.00	0.00	0.00	0.00
<u>OTHER FINANCING (USES)</u>							
233-5-3102-9901 TRANSFERS OUT	<u>0.00</u>	<u>0.00</u>	<u>0.00</u>	<u>0.00</u>	<u>0.00</u>	<u>0.00</u>	<u>0.00</u>
TOTAL OTHER FINANCING (USES)	0.00	0.00	0.00	0.00	0.00	0.00	0.00
TOTAL FEDERAL SEIZURE (SO)	0.00	0.00	0.00	9,620.60	0.00	( 9,620.60)	0.00
TOTAL PUBLIC SAFETY	0.00	0.00	0.00	9,620.60	0.	0.00	0.00
TOTAL EXPENDITURES	<u>0.00</u>	<u>0.00</u>	<u>0.00</u>	<u>9,620.60</u>	<u>0.00</u>	<u>( 9,620.60)</u>	<u>0.00</u>

BALANCE SHEET

AS OF: SEPTEMBER 30TH, 2025

234-FEDERAL SEIZ. (SO-DOT)

ACCOUNT #	ACCOUNT DESCRIPTION	BALANCE
<hr/>		
ASSETS		
=====		
234-101-100	Cash S/O Federal Seizure - DOT	206.15
234-106-000	DUE FROM OTHER FUNDS	<u>0.00</u>
		<u>206.15</u>
TOTAL ASSETS		<u>206.15</u>
=====		
LIABILITIES		
=====		
234-201-000	ACCOUNTS PAYABLE	0.00
234-201-100	A/P CREDITS WITH VENDORS	0.00
234-206-999	DUE TO A/P CLEARING	<u>0.00</u>
TOTAL LIABILITIES		<u>0.00</u>
EQUITY		
=====		
234-271-000	UNRESERVED FUND BALANCE	<u>206.15</u>
TOTAL BEGINNING EQUITY		206.15
TOTAL REVENUE		0.00
TOTAL EXPENSES		<u>0.00</u>
TOTAL REVENUE OVER/(UNDER) EXPENSES		0.00
TOTAL EQUITY & REV. OVER/(UNDER) EXP.		<u>206.15</u>
TOTAL LIABILITIES, EQUITY & REV.OVER/(UNDER) EXP.		<u>206.15</u>
=====		

HILL COUNTY, TEXAS  
REVENUE REPORT (UNAUDITED)  
AS OF: SEPTEMBER 30TH, 2025

234-FEDERAL SEIZ. (SO-DOT)

% OF YEAR COMPLETED: 100.00

REVENUES	CURRENT BUDGET	CURRENT PERIOD	PRIOR YEAR PO ADJUST.	Y-T-D ACTUAL	Y-T-D ENCUMBRANCE	BUDGET BALANCE	% OF BUDGET
<u>FINES</u>							
234-352-300 SEIZURES	0.00	0.00	0.00	0.00	0.00	0.00	0.00
TOTAL FINES	0.00	0.00	0.00	0.00	0.00	0.00	0.00
<u>MISC &amp; OTHER</u>							
234-375-100 INTEREST INCOME	0.00	0.00	0.00	0.00	0.00	0.00	0.00
234-379-100 SALE OF FIXED ASSETS	0.00	0.00	0.00	0.00	0.00	0.00	0.00
TOTAL MISC & OTHER	0.00	0.00	0.00	0.00	0.00	0.00	0.00
<u>TRANSFERS</u>							
234-390-000 TRANSFERS IN	0.00	0.00	0.00	0.00	0.00	0.00	0.00
TOTAL TRANSFERS	0.00	0.00	0.00	0.00	0.00	0.00	0.00
<hr/>							
TOTAL REVENUES	0.00	0.00	0.00	0.00	0.00	0.00	0.00
	=====	=====	=====	=====	=====	=====	=====

EXPENDITURES REPORT (UNAUDITED)

AS OF: SEPTEMBER 30TH, 2025

234-FEDERAL SEIZ. (SO-DOT)

PUBLIC SAFETY

% OF YEAR COMPLETED: 100.00

FEDERAL SEIZ. (SO-DOT)

DEPARTMENTAL EXPENDITURES	CURRENT BUDGET	CURRENT PERIOD	PRIOR YEAR PO ADJUST.	Y-T-D ACTUAL	Y-T-D ENCUMBRANCE	BUDGET BALANCE	% OF BUDGET
<u>SUPPLIES</u>							
234-5-3102-3101 SUPPLIES	0.00	0.00	0.00	0.00	0.00	0.00	0.00
TOTAL SUPPLIES	0.00	0.00	0.00	0.00	0.00	0.00	0.00
<u>CAPITAL OUTLAY</u>							
234-5-3102-4101 CAPITAL OUTLAY	0.00	0.00	0.00	0.00	0.00	0.00	0.00
TOTAL CAPITAL OUTLAY	0.00	0.00	0.00	0.00	0.00	0.00	0.00
<u>OTHER FINANCING (USES)</u>							
234-5-3102-9901 TRANSFERS OUT	0.00	0.00	0.00	0.00	0.00	0.00	0.00
TOTAL OTHER FINANCING (USES)	0.00	0.00	0.00	0.00	0.00	0.00	0.00
TOTAL FEDERAL SEIZ. (SO-DOT)	0.00	0.00	0.00	0.00	0.00	0.00	0.00
TOTAL PUBLIC SAFETY	0.00	0.00	0.00	0.00	0.00	0.00	0.00
TOTAL EXPENDITURES	0.00	0.00	0.00	0.00	0.00	0.00	0.00

BALANCE SHEET

AS OF: SEPTEMBER 30TH, 2025

235-INVESTIGATIVE FUND-CH 59

ACCOUNT #	ACCOUNT DESCRIPTION	BALANCE	
<b>ASSETS</b>			
=====			
235-101-099	CLAIM/GENERAL POOLED CASH	54,011.28	
235-101-100	CASH	0.00	
235-101-102	CONFIDENTIAL PETTY CASH	560.00	
235-101-107	CLAIM ON CSB MMIA	3,769.75	
235-102-100	INVESTMENTS	0.00	
235-104-100	ACCOUNTS RECEIVABLE	0.00	
235-106-000	DUE FROM OTHER FUNDS	0.00	
		<u>0.00</u>	
			<u>58,341.03</u>
TOTAL ASSETS			58,341.03
=====			
<b>LIABILITIES</b>			
=====			
235-201-000	ACCOUNTS PAYABLE	0.00	
235-201-100	A/P CREDITS WITH VENDORS	0.00	
235-206-000	DUE TO OTHER FUNDS	0.00	
235-206-999	DUE TO A/P CLEARING	0.00	
		<u>0.00</u>	
TOTAL LIABILITIES			<u>0.00</u>
<b>EQUITY</b>			
=====			
235-271-000	UNRESERVED FUND BALANCE	31,696.48	
TOTAL BEGINNING EQUITY		31,696.48	
TOTAL REVENUE		26,884.55	
TOTAL EXPENSES		<u>240.00</u>	
TOTAL REVENUE OVER/(UNDER) EXPENSES		26,644.55	
TOTAL EQUITY & REV. OVER/(UNDER) EXP.			<u>58,341.03</u>
TOTAL LIABILITIES, EQUITY & REV.OVER/(UNDER) EXP.			58,341.03
=====			

REVENUE REPORT (UNAUDITED)

AS OF: SEPTEMBER 30TH, 2025

235-INVESTIGATIVE FUND-CH 59

% OF YEAR COMPLETED: 100.00

REVENUES	CURRENT BUDGET	CURRENT PERIOD	PRIOR YEAR PO ADJUST.	Y-T-D ACTUAL	Y-T-D ENCUMBRANCE	BUDGET BALANCE	% OF BUDGET
<u>FINES</u>							
235-352-201 FORFEITURES	0.00	0.00	0.00	26,657.45	0.00	( 26,657.45)	0.00
TOTAL FINES	0.00	0.00	0.00	26,657.45	0.00	( 26,657.45)	0.00
<u>MISC &amp; OTHER</u>							
235-360-101 RESTITUTION	0.00	0.00	0.00	0.00	0.00	0.00	0.00
235-361-100 CAR EXPENSE	0.00	0.00	0.00	0.00	0.00	0.00	0.00
235-370-500 MISCELLANEOUS INCOME	0.00	0.00	0.00	0.00	0.00	0.00	0.00
235-375-100 INTEREST	200.00	24.82	0.00	227.10	0.00	( 27.10)	113.55
235-379-100 SALE OF FIXED ASSETS	0.00	0.00	0.00	0.00	0.00	0.00	0.00
TOTAL MISC & OTHER	200.00	24.82	0.00	227.10	0.00	( 27.10)	113.55
<u>TRANSFERS</u>							
235-390-000 TRANSFERS IN	0.00	0.00	0.00	0.00	0.00	0.00	0.00
TOTAL TRANSFERS	0.00	0.00	0.00	0.00	0.00	0.00	0.00
<hr/>							
TOTAL REVENUES	200.00	24.82	0.00	26,884.55	0.00	( 26,684.55)	3,442.28

HILL COUNTY, TEXAS  
 EXPENDITURES REPORT (UNAUDITED)  
 AS OF: SEPTEMBER 30TH, 2025

235-INVESTIGATIVE FUND-CH 59

PUBLIC SAFETY

% OF YEAR COMPLETED: 100.00

INVESTIGATIVE FUND

DEPARTMENTAL EXPENDITURES	CURRENT BUDGET	CURRENT PERIOD	PRIOR YEAR PO ADJUST.	Y-T-D ACTUAL	Y-T-D ENCUMBRANCE	BUDGET BALANCE	% OF BUDGET
<u>OPERATING EXPENSES</u>							
235-5-3102-2302 TRAINING & MILEAGE REIMB	0.00	0.00	0.00	0.00	0.00	0.00	0.00
235-5-3102-2305 CONTRACT SERVICES	0.00	0.00	0.00	0.00	0.00	0.00	0.00
TOTAL OPERATING EXPENSES	0.00	0.00	0.00	0.00	0.00	0.00	0.00
<u>SUPPLIES</u>							
235-5-3102-3103 SOFTWARE & MAINTENANCE	0.00	0.00	0.00	0.00	0.00	0.00	0.00
235-5-3102-3110 MISCELLANEOUS EXPENSE	5,000.00	240.00	0.00	240.00	0.00	4,760.00	4.80
235-5-3102-3603 UNIFORMS/SECURITY EQUIP	5,000.00	0.00	0.00	0.00	0.00	5,000.00	0.00
TOTAL SUPPLIES	10,000.00	240.00	0.00	240.00	0.00	9,760.00	2.40
<u>CAPITAL OUTLAY</u>							
235-5-3102-4101 CAPITAL OUTLAY	31,000.00	0.00	0.00	0.00	0.00	31,000.00	0.00
TOTAL CAPITAL OUTLAY	31,000.00	0.00	0.00	0.00	0.00	31,000.00	0.00
<u>OTHER COSTS</u>							
235-5-3102-7207 LAW ENFORCEMENT AGENCIES	0.00	0.00	0.00	0.00	0.00	0.00	0.00
TOTAL OTHER COSTS	0.00	0.00	0.00	0.00	0.00	0.00	0.00
<u>OTHER FINANCING (USES)</u>							
235-5-3102-9901 TRANSFERS OUT	0.00	0.00	0.00	0.00	0.00	0.00	0.00
TOTAL OTHER FINANCING (USES)	0.00	0.00	0.00	0.00	0.00	0.00	0.00
TOTAL INVESTIGATIVE FUND	41,000.00	240.00	0.00	240.00	0.00	40,760.00	0.59
TOTAL PUBLIC SAFETY	41,000.00	240.00	0.00	240.00	0.00	40,760.00	0.59
TOTAL EXPENDITURES	41,000.00	240.00	0.00	240.00	0.00	40,760.00	0.59

BALANCE SHEET

AS OF: SEPTEMBER 30TH, 2025

236-DA FORF.PROP.ACCT.

ACCOUNT #	ACCOUNT DESCRIPTION	BALANCE	
<hr/>			
ASSETS			
=====			
236-101-099	CLAIM/GENERAL POOLED CASH	84,723.16	
236-101-100	CASH	0.00	
236-101-107	CLAIM ON CSB MMIA	8,429.00	
236-101-109	CLAIM ON TEXAS CLASS	108,211.13	
236-102-100	INVESTMENTS	102,401.87	
236-104-100	ACCOUNTS RECEIVABLE	0.00	
236-106-000	DUE FROM OTHER FUNDS	0.00	
236-108-100	PREPAID ITEMS	0.00	
		<u>303,765.16</u>	
			<u>303,765.16</u>
TOTAL ASSETS			
			<u>303,765.16</u>
=====			
LIABILITIES			
=====			
236-201-000	ACCOUNTS PAYABLE	0.00	
236-201-100	A/P CREDITS WITH VENDORS	0.00	
236-206-000	DUE TO OTHER FUNDS	0.00	
236-206-105	DUE TO PAYROLL FUND	0.00	
236-206-999	DUE TO A/P CLEARING	0.00	
236-208-100	ACCRUED WAGES PAYABLE	0.00	
		<u>0.00</u>	
	TOTAL LIABILITIES		<u>0.00</u>
EQUITY			
=====			
236-271-000	UNRESERVED FUND BALANCE	266,421.90	
	TOTAL BEGINNING EQUITY	266,421.90	
	TOTAL REVENUE	130,627.36	
	TOTAL EXPENSES	<u>93,284.10</u>	
	TOTAL REVENUE OVER/(UNDER) EXPENSES	37,343.26	
	TOTAL EQUITY & REV. OVER/(UNDER) EXP.	<u>303,765.16</u>	
			<u>303,765.16</u>
TOTAL LIABILITIES, EQUITY & REV.OVER/(UNDER) EXP.			
			<u>303,765.16</u>
=====			

HILL COUNTY, TEXAS  
 REVENUE REPORT (UNAUDITED)  
 AS OF: SEPTEMBER 30TH, 2025

236-DA FORF. PROP. ACCT.

% OF YEAR COMPLETED: 100.00

REVENUES	CURRENT BUDGET	CURRENT PERIOD	PRIOR YEAR PO ADJUST.	Y-T-D ACTUAL	Y-T-D ENCUMBRANCE	BUDGET BALANCE	% OF BUDGET
<b>FINES</b>							
236-352-201 FORFEITURES	123,720.00	0.00	0.00	123,720.23	0.00	( 0.23)	100.00
TOTAL FINES	123,720.00	0.00	0.00	123,720.23	0.00	( 0.23)	100.00
<b>MISC &amp; OTHER</b>							
236-370-500 MISCELLANEOUS INCOME	0.00	0.00	0.00	0.00	0.00	0.00	0.00
236-375-100 INTEREST	1,000.00	775.78	0.00	6,907.13	0.00	( 5,907.13)	690.71
236-379-100 SALE OF FIXED ASSETS	0.00	0.00	0.00	0.00	0.00	0.00	0.00
TOTAL MISC & OTHER	1,000.00	775.78	0.00	6,907.13	0.00	( 5,907.13)	690.71
<b>TRANSFERS</b>							
236-390-000 TRANSFERS IN	0.00	0.00	0.00	0.00	0.00	0.00	0.00
TOTAL TRANSFERS	0.00	0.00	0.00	0.00	0.00	0.00	0.00
<b>TOTAL REVENUES</b>	<b>124,720.00</b>	<b>775.78</b>	<b>0.00</b>	<b>130,627.36</b>	<b>0.00</b>	<b>( 5,907.36)</b>	<b>104.74</b>

EXPENDITURES REPORT (UNAUDITED)

AS OF: SEPTEMBER 30TH, 2025

236-DA FORF. PROP. ACCT.

JUSTICE SYSTEM

% OF YEAR COMPLETED: 100.00

DA FORF. PROP. ACCT.

DEPARTMENTAL EXPENDITURES	CURRENT BUDGET	CURRENT PERIOD	PRIOR YEAR PO ADJUST.	Y-T-D ACTUAL	Y-T-D ENCUMBRANCE	BUDGET BALANCE	% OF BUDGET
<u>SALARIES &amp; BENEFITS</u>							
<u>SALARIES &amp; WAGES</u>							
236-5-2210-1105 STAFF WAGES	0.00	0.00	0.00	0.00	0.00	0.00	0.00
236-5-2210-1155 OVERTIME WAGES	0.00	0.00	0.00	0.00	0.00	0.00	0.00
TOTAL SALARIES & WAGES	0.00	0.00	0.00	0.00	0.00	0.00	0.00
<u>BENEFITS</u>							
236-5-2210-1201 SOCIAL SECURITY & MEDICARE	0.00	0.00	0.00	0.00	0.00	0.00	0.00
236-5-2210-1202 UNEMPLOYMENT TAX	0.00	0.00	0.00	0.00	0.00	0.00	0.00
236-5-2210-1203 RETIREMENT	0.00	0.00	0.00	0.00	0.00	0.00	0.00
236-5-2210-1204 RETIREMENT LIFE INSURANCE	0.00	0.00	0.00	0.00	0.00	0.00	0.00
236-5-2210-1205 WORKERS COMP	0.00	0.00	0.00	0.00	0.00	0.00	0.00
236-5-2210-1209 HEALTH INSURANCE	0.00	0.00	0.00	0.00	0.00	0.00	0.00
TOTAL OTHER TAXES	0.00	0.00	0.00	0.00	0.00	0.00	0.00
TOTAL SALARIES & BENEFITS	0.00	0.00	0.00	0.00	0.00	0.00	0.00
<u>OPERATING EXPENSES</u>							
236-5-2210-2305 CONTRACT SERVICES	10,000.00	0.00	0.00	1,525.00	0.00	8,475.00	15.25
236-5-2210-2308 EQUIPMENT	20,000.00	0.00	0.00	0.00	0.00	20,000.00	0.00
236-5-2210-2315 BANK CHARGES	0.00	0.00	0.00	0.00	0.00	0.00	0.00
TOTAL OPERATING EXPENSES	30,000.00	0.00	0.00	1,525.00	0.00	28,475.00	5.08
<u>SUPPLIES</u>							
236-5-2210-3101 SUPPLIES	0.00	0.00	0.00	0.00	0.00	0.00	0.00
236-5-2210-3110 MISCELLANEOUS	1,000.00	0.00	0.00	0.00	0.00	1,000.00	0.00
TOTAL SUPPLIES	1,000.00	0.00	0.00	0.00	0.00	1,000.00	0.00
<u>OTHER COSTS</u>							
236-5-2210-7207 LAW ENFORCEMENT AGENCIES	63,387.00	0.00	0.00	63,386.65	0.00	0.35	100.00
236-5-2210-7209 AGREED / DEFAULT JUDGEMENT	27,333.00	0.00	0.00	28,372.45	0.00	( 1,039.45)	103.80
236-5-2210-7301 REFUNDS	0.00	0.00	0.00	0.00	0.00	0.00	0.00
TOTAL OTHER COSTS	90,720.00	0.00	0.00	91,759.10	0.00	( 1,039.10)	101.15
<u>OTHER FINANCING (USES)</u>							
236-5-2210-9901 TRANSFERS OUT	0.00	0.00	0.00	0.00	0.00	0.00	0.00
TOTAL OTHER FINANCING (USES)	0.00	0.00	0.00	0.00	0.00	0.00	0.00
TOTAL DA FORF. PROP. ACCT.	121,720.00	0.00	0.00	93,284.10	0.00	28,435.90	76.64
TOTAL JUSTICE SYSTEM	121,720.00	0.00	0.00	93,284.10	0.00	0.00	76.64
TOTAL EXPENDITURES	121,720.00	0.00	0.00	93,284.10	0.00	28,435.90	76.64

BALANCE SHEET

AS OF: SEPTEMBER 30TH, 2025

238-PROBATE EDUCATION

ACCOUNT #	ACCOUNT DESCRIPTION	BALANCE	
<b>ASSETS</b>			
=====			
238-101-099	CLAIM/GENERAL POOLED CASH	5,608.39	
238-101-100	CASH	0.00	
238-102-100	INVESTMENTS	0.00	
238-104-100	ACCOUNTS RECEIVABLE	<u>0.00</u>	
			<u>5,608.39</u>
TOTAL ASSETS			<u>5,608.39</u>
=====			
<b>LIABILITIES</b>			
=====			
238-201-000	ACCOUNTS PAYABLE	0.00	
238-201-100	A/P CREDITS WITH VENDORS	0.00	
238-206-999	DUE TO A/P CLEARING	<u>0.00</u>	
TOTAL LIABILITIES			<u>0.00</u>
<b>EQUITY</b>			
=====			
238-271-000	UNRESERVED FUND BALANCE	<u>4,964.33</u>	
TOTAL BEGINNING EQUITY			4,964.33
TOTAL REVENUE		882.06	
TOTAL EXPENSES		<u>238.00</u>	
TOTAL REVENUE OVER/(UNDER) EXPENSES		644.06	
TOTAL EQUITY & REV. OVER/(UNDER) EXP.			<u>5,608.39</u>
TOTAL LIABILITIES, EQUITY & REV.OVER/(UNDER) EXP.			<u>5,608.39</u>
=====			

REVENUE REPORT (UNAUDITED)

AS OF: SEPTEMBER 30TH, 2025

238-PROBATE EDUCATION

% OF YEAR COMPLETED: 100.00

REVENUES	CURRENT BUDGET	CURRENT PERIOD	PRIOR YEAR PO ADJUST.	Y-T-D ACTUAL	Y-T-D ENCUMBRANCE	BUDGET BALANCE	% OF BUDGET
<b>FEEES</b>							
238-340-400 CO CLERK FEES	600.00	45.00	0.00	860.00	0.00	( 260.00)	143.33
TOTAL FEES	600.00	45.00	0.00	860.00	0.00	( 260.00)	143.33
<b>MISC &amp; OTHER</b>							
238-375-100 INTEREST	0.00	2.28	0.00	22.06	0.00	( 22.06)	0.00
TOTAL MISC & OTHER	0.00	2.28	0.00	22.06	0.00	( 22.06)	0.00
<b>TRANSFERS</b>							
238-390-000 TRANSFERS IN	0.00	0.00	0.00	0.00	0.00	0.00	0.00
TOTAL TRANSFERS	0.00	0.00	0.00	0.00	0.00	0.00	0.00
<b>TOTAL REVENUES</b>	<b>600.00</b>	<b>47.28</b>	<b>0.00</b>	<b>882.06</b>	<b>0.00</b>	<b>( 282.06)</b>	<b>147.01</b>

HILL COUNTY, TEXAS  
 EXPENDITURES REPORT (UNAUDITED)  
 AS OF: SEPTEMBER 30TH, 2025

238-PROBATE EDUCATION

JUSTICE SYSTEM

% OF YEAR COMPLETED: 100.00

PROBATE EDUCATION

DEPARTMENTAL EXPENDITURES	CURRENT BUDGET	CURRENT PERIOD	PRIOR YEAR PO ADJUST.	Y-T-D ACTUAL	Y-T-D ENCUMBRANCE	BUDGET BALANCE	% OF BUDGET
<hr/>							
<u>OPERATING EXPENSES</u>							
238-5-2204-2302 TRAINING & MILEAGE REIMB	2,500.00	0.00	0.00	238.00	0.00	2,262.00	9.52
TOTAL OPERATING EXPENSES	2,500.00	0.00	0.00	238.00	0.00	2,262.00	9.52
<hr/>							
<u>OTHER FINANCING (USES)</u>							
238-5-2204-9901 TRANSFERS OUT	0.00	0.00	0.00	0.00	0.00	0.00	0.00
TOTAL OTHER FINANCING (USES)	0.00	0.00	0.00	0.00	0.00	0.00	0.00
<hr/>							
TOTAL PROBATE EDUCATION	2,500.00	0.00	0.00	238.00	0.00	2,262.00	9.52
<hr/>							
TOTAL JUSTICE SYSTEM	2,500.00	0.00	0.00	238.00	0.	0.00	9.52
<hr/>							
TOTAL EXPENDITURES	2,500.00	0.00	0.00	238.00	0.00	2,262.00	9.52
<hr/>							

## BALANCE SHEET

AS OF: SEPTEMBER 30TH, 2025

239-PROBATE RECORDS MGMT.

ACCOUNT #	ACCOUNT DESCRIPTION	BALANCE	
<b>ASSETS</b>			
=====			
239-101-099	CLAIM/GENERAL POOLED CASH	8,618.07	
239-101-100	CASH	0.00	
239-101-107	CLAIM ON CSB MMIA	1,335.13	
239-104-100	ACCOUNTS RECEIVABLE	0.00	
239-106-000	DUE FROM OTHER FUNDS	<u>0.00</u>	
			<u>9,953.20</u>
TOTAL ASSETS			<u>9,953.20</u>
=====			
<b>LIABILITIES</b>			
=====			
239-201-000	ACCOUNTS PAYABLE	0.00	
239-201-100	A/P CREDITS WITH VENDORS	0.00	
239-206-999	DUE TO A/P CLEARING	<u>0.00</u>	
TOTAL LIABILITIES			<u>0.00</u>
<b>EQUITY</b>			
=====			
239-271-000	UNRESERVED FUND BALANCE	<u>7,255.48</u>	
TOTAL BEGINNING EQUITY			7,255.48
TOTAL REVENUE			2,697.72
TOTAL EXPENSES			<u>0.00</u>
TOTAL REVENUE OVER/(UNDER) EXPENSES			2,697.72
TOTAL EQUITY & REV. OVER/(UNDER) EXP.			<u>9,953.20</u>
TOTAL LIABILITIES, EQUITY & REV.OVER/(UNDER) EXP.			<u>9,953.20</u>
=====			

AS OF: SEPTEMBER 30TH, 2025

239-PROBATE RECORDS MGMT.

% OF YEAR COMPLETED: 100.00

REVENUES	CURRENT BUDGET	CURRENT PERIOD	PRIOR YEAR PO ADJUST.	Y-T-D ACTUAL	Y-T-D ENCUMBRANCE	BUDGET BALANCE	% OF BUDGET
<u>FEEES</u>							
239-340-400 CO CLERK FEES	2,100.00	135.00	0.00	2,655.00	0.00	( 555.00)	126.43
TOTAL FEES	2,100.00	135.00	0.00	2,655.00	0.00	( 555.00)	126.43
<u>MISC &amp; OTHER</u>							
239-375-100 INTEREST	30.00	4.48	0.00	42.72	0.00	( 12.72)	142.40
TOTAL MISC & OTHER	30.00	4.48	0.00	42.72	0.00	( 12.72)	142.40
<u>TRANSFERS</u>							
239-390-000 TRANSFERS IN	0.00	0.00	0.00	0.00	0.00	0.00	0.00
TOTAL TRANSFERS	0.00	0.00	0.00	0.00	0.00	0.00	0.00
<hr/>							
TOTAL REVENUES	2,130.00	139.48	0.00	2,697.72	0.00	( 567.72)	126.65

HILL COUNTY, TEXAS  
 EXPENDITURES REPORT (UNAUDITED)  
 AS OF: SEPTEMBER 30TH, 2025

239-PROBATE RECORDS MGMT.

GENERAL GOVERNMENT

% OF YEAR COMPLETED: 100.00

PROBATE RECORDS MGMT

DEPARTMENTAL EXPENDITURES	CURRENT BUDGET	CURRENT PERIOD	PRIOR YEAR PO ADJUST.	Y-T-D ACTUAL	Y-T-D ENCUMBRANCE	BUDGET BALANCE	% OF BUDGET
<hr/>							
<u>OTHER FINANCING (USES)</u>							
239-5-1119-9901 TRANSFERS OUT	0.00	0.00	0.00	0.00	0.00	0.00	0.00
TOTAL OTHER FINANCING (USES)	0.00	0.00	0.00	0.00	0.00	0.00	0.00
<hr/>							
TOTAL PROBATE RECORDS MGMT	0.00	0.00	0.00	0.00	0.00	0.00	0.00
<hr/>							
TOTAL GENERAL GOVERNMENT	0.00	0.00	0.00	0.00	0.	0.00	0.00
<hr/>							
TOTAL JUSTICE SYSTEM	0.00	0.00	0.00	0.00	0.	0.00	0.00
<hr/>							
TOTAL EXPENDITURES	0.00	0.00	0.00	0.00	0.00	0.00	0.00

BALANCE SHEET

AS OF: SEPTEMBER 30TH, 2025

242-HILL CO.CHILD WELFARE BR.

ACCOUNT #	ACCOUNT DESCRIPTION	BALANCE	
<b>ASSETS</b>			
=====			
242-101-099	CLAIM/GENERAL POOLED CASH	580.00	
242-101-100	CASH	0.00	
242-104-100	ACCOUNTS RECEIVABLE	0.00	
242-106-000	DUE FROM OTHER FUNDS	<u>0.00</u>	
			<u>580.00</u>
TOTAL ASSETS			580.00
=====			
<b>LIABILITIES</b>			
=====			
242-201-000	ACCOUNTS PAYABLE	0.00	
242-201-100	A/P CREDITS WITH VENDORS	0.00	
242-206-000	DUE TO OTHER FUNDS	0.00	
242-206-999	DUE TO A/P CLEARING	580.00	
242-207-000	DUE TO OUTSIDE AGENCY	<u>0.00</u>	
TOTAL LIABILITIES			<u>580.00</u>
<b>EQUITY</b>			
=====			
242-271-000	UNRESERVED FUND BALANCE	<u>0.00</u>	
TOTAL BEGINNING EQUITY			0.00
TOTAL REVENUE			3,000.00
TOTAL EXPENSES			<u>3,000.00</u>
TOTAL REVENUE OVER/(UNDER) EXPENSES			0.00
TOTAL EQUITY & REV. OVER/(UNDER) EXP.			<u>0.00</u>
TOTAL LIABILITIES, EQUITY & REV.OVER/(UNDER) EXP.			580.00
=====			

HILL COUNTY, TEXAS  
 REVENUE REPORT (UNAUDITED)  
 AS OF: SEPTEMBER 30TH, 2025

242-HILL CO.CHILD WELFARE BR.

% OF YEAR COMPLETED: 100.00

REVENUES	CURRENT BUDGET	CURRENT PERIOD	PRIOR YEAR PO ADJUST.	Y-T-D ACTUAL	Y-T-D ENCUMBRANCE	BUDGET BALANCE	% OF BUDGET
<u>MISC &amp; OTHER</u>							
242-370-020 JURY DONATIONS	0.00	380.00	0.00	3,000.00	0.00	( 3,000.00)	0.00
242-375-100 INTEREST INCOME	<u>0.00</u>	<u>0.00</u>	<u>0.00</u>	<u>0.00</u>	<u>0.00</u>	<u>0.00</u>	<u>0.00</u>
TOTAL MISC & OTHER	0.00	380.00	0.00	3,000.00	0.00	( 3,000.00)	0.00
<u>TRANSFERS</u>							
242-390-000 TRANSFERS IN	<u>0.00</u>	<u>0.00</u>	<u>0.00</u>	<u>0.00</u>	<u>0.00</u>	<u>0.00</u>	<u>0.00</u>
TOTAL TRANSFERS	0.00	0.00	0.00	0.00	0.00	0.00	0.00
<hr/>							
TOTAL REVENUES	0.00	380.00	0.00	3,000.00	0.00	( 3,000.00)	0.00

HILL COUNTY, TEXAS  
 EXPENDITURES REPORT (UNAUDITED)  
 AS OF: SEPTEMBER 30TH, 2025

242-HILL CO. CHILD WELFARE BR.  
 HEALTH & HUMAN SERVICES  
 HILL CO. CHILD WELFARE BR

% OF YEAR COMPLETED: 100.00

DEPARTMENTAL EXPENDITURES	CURRENT BUDGET	CURRENT PERIOD	PRIOR YEAR PO ADJUST.	Y-T-D ACTUAL	Y-T-D ENCUMBRANCE	BUDGET BALANCE	% OF BUDGET
<u>OTHER COSTS</u>							
242-5-5301-7208 PAYMENTS- OTHER AGENCIES	0.00	580.00	0.00	3,000.00	0.00	( 3,000.00)	0.00
TOTAL OTHER COSTS	0.00	580.00	0.00	3,000.00	0.00	( 3,000.00)	0.00
<u>OTHER FINANCING (USES)</u>							
242-5-5301-9901 TRANSFERS OUT	0.00	0.00	0.00	0.00	0.00	0.00	0.00
TOTAL OTHER FINANCING (USES)	0.00	0.00	0.00	0.00	0.00	0.00	0.00
TOTAL HILL CO. CHILD WELFARE BR	0.00	580.00	0.00	3,000.00	0.00	( 3,000.00)	0.00
TOTAL HEALTH & HUMAN SERVICES	0.00	580.00	0.00	3,000.00	0.	0.00	0.00
TOTAL EXPENDITURES	0.00	580.00	0.00	3,000.00	0.00	( 3,000.00)	0.00

BALANCE SHEET

AS OF: SEPTEMBER 30TH, 2025

244-ELECTION CH 19 FUNDS

ACCOUNT #	ACCOUNT DESCRIPTION	BALANCE	
<hr/>			
<b>ASSETS</b>			
=====			
244-101-099	CLAIM/GENERAL POOLED CASH	211.37	
244-101-100	CASH	0.00	
244-104-300	STATE FUNDS RECEIVABLE	0.00	
244-106-000	DUE FROM OTHER FUNDS	<u>0.00</u>	
			<u>211.37</u>
TOTAL ASSETS			211.37
=====			
<b>LIABILITIES</b>			
=====			
244-201-000	ACCOUNTS PAYABLE	179.99	
244-201-100	A/P CREDITS WITH VENDORS	0.00	
244-206-000	DUE TO OTHER FUNDS	0.00	
244-206-999	DUE TO A/P CLEARING	<u>0.00</u>	
TOTAL LIABILITIES			<u>179.99</u>
<b>EQUITY</b>			
=====			
244-271-000	UNRESERVED FUND BALANCE	<u>30.49</u>	
TOTAL BEGINNING EQUITY			30.49
TOTAL REVENUE			0.89
TOTAL EXPENSES			<u>0.00</u>
TOTAL REVENUE OVER/(UNDER) EXPENSES			0.89
TOTAL EQUITY & REV. OVER/(UNDER) EXP.			<u>31.38</u>
TOTAL LIABILITIES, EQUITY & REV.OVER/(UNDER) EXP.			211.37
=====			

HILL COUNTY, TEXAS  
REVENUE REPORT (UNAUDITED)  
AS OF: SEPTEMBER 30TH, 2025

244-ELECTION CH 19 FUNDS

% OF YEAR COMPLETED: 100.00

REVENUES	CURRENT BUDGET	CURRENT PERIOD	PRIOR YEAR PO ADJUST.	Y-T-D ACTUAL	Y-T-D ENCUMBRANCE	BUDGET BALANCE	% OF BUDGET
<u>REIMBURSEMENTS</u>							
244-333-100 CHAPTER 19 FUNDS	0.00	0.00	0.00	0.00	0.00	0.00	0.00
TOTAL REIMBURSEMENTS	0.00	0.00	0.00	0.00	0.00	0.00	0.00
<u>MISC &amp; OTHER</u>							
244-375-100 INTEREST INCOME	0.00	0.09	0.00	0.89	0.00	(0.89)	0.00
TOTAL MISC & OTHER	0.00	0.09	0.00	0.89	0.00	(0.89)	0.00
TOTAL REVENUES	0.00	0.09	0.00	0.89	0.00	(0.89)	0.00

HILL COUNTY, TEXAS  
 EXPENDITURES REPORT (UNAUDITED)  
 AS OF:SEPTEMBER 30TH, 2025

244-ELECTION CH 19 FUNDS  
 GENERAL GOVERNMENT  
 ELECTIONS ADMINISTRATION

% OF YEAR COMPLETED: 100.00

DEPARTMENTAL EXPENDITURES	CURRENT BUDGET	CURRENT PERIOD	PRIOR YEAR PO ADJUST.	Y-T-D ACTUAL	Y-T-D ENCUMBRANCE	BUDGET BALANCE	% OF BUDGET
<u>SALARIES &amp; BENEFITS</u>							
<u>SALARIES &amp; WAGES</u>							
244-5-1501-1109 ELECTION WORKERS	0.00	0.00	0.00	0.00	0.00	0.00	0.00
TOTAL SALARIES & WAGES	0.00	0.00	0.00	0.00	0.00	0.00	0.00
<hr/>							
TOTAL SALARIES & BENEFITS	0.00	0.00	0.00	0.00	0.00	0.00	0.00
<u>OPERATING EXPENSES</u>							
244-5-1501-2302 TRAINING & MILEAGE REIMB	0.00	0.00	0.00	0.00	0.00	0.00	0.00
TOTAL OPERATING EXPENSES	0.00	0.00	0.00	0.00	0.00	0.00	0.00
<u>SUPPLIES</u>							
244-5-1501-3101 SUPPLIES	0.00	0.00	0.00	0.00	0.00	0.00	0.00
244-5-1501-3102 POSTAGE	0.00	0.00	0.00	0.00	0.00	0.00	0.00
244-5-1501-3103 SOFTWARE / MAINTENANCE/ REN	0.00	0.00	0.00	0.00	0.00	0.00	0.00
TOTAL SUPPLIES	0.00	0.00	0.00	0.00	0.00	0.00	0.00
<u>CAPITAL OUTLAY</u>							
244-5-1501-4101 CAPITAL OUTLAY	0.00	0.00	0.00	0.00	0.00	0.00	0.00
TOTAL CAPITAL OUTLAY	0.00	0.00	0.00	0.00	0.00	0.00	0.00
<hr/>							
TOTAL ELECTIONS ADMINISTRATION	0.00	0.00	0.00	0.00	0.00	0.00	0.00
<hr/>							
TOTAL GENERAL GOVERNMENT	0.00	0.00	0.00	0.00	0.	0.00	0.00
<hr/>							
TOTAL EXPENDITURES	0.00	0.00	0.00	0.00	0.00	0.00	0.00

BALANCE SHEET

AS OF: SEPTEMBER 30TH, 2025

246-JUSTICE COURT TECH

ACCOUNT #	ACCOUNT DESCRIPTION	BALANCE
<b>ASSETS</b>		
=====		
246-101-099	CLAIM/GENERAL POOLED CASH	7,886.06
246-101-100	CASH	0.00
246-101-107	CLAIM ON CSB MMIA	3,942.27
246-101-109	CLAIM ON TEXAS CLASS	32,262.58
246-102-100	INVESTMENTS	0.00
246-104-100	ACCOUNTS RECEIVABLE	0.00
246-106-000	DUE FROM OTHER FUNDS	<u>0.00</u>
		<u>44,090.91</u>
TOTAL ASSETS		44,090.91
		=====
<b>LIABILITIES</b>		
=====		
246-201-000	ACCOUNTS PAYABLE	0.00
246-201-100	A/P CREDITS WITH VENDORS	0.00
246-206-000	DUE TO OTHER FUNDS	0.00
246-206-999	DUE TO A/P CLEARING	<u>0.00</u>
TOTAL LIABILITIES		<u>0.00</u>
<b>EQUITY</b>		
=====		
246-271-000	UNRESERVED FUND BALANCE	<u>47,869.26</u>
TOTAL BEGINNING EQUITY		47,869.26
TOTAL REVENUE		11,221.65
TOTAL EXPENSES		<u>15,000.00</u>
TOTAL REVENUE OVER/(UNDER) EXPENSES		( 3,778.35)
TOTAL EQUITY & REV. OVER/(UNDER) EXP.		<u>44,090.91</u>
TOTAL LIABILITIES, EQUITY & REV.OVER/(UNDER) EXP.		44,090.91
		=====

HILL COUNTY, TEXAS  
 REVENUE REPORT (UNAUDITED)  
 AS OF: SEPTEMBER 30TH, 2025

246-JUSTICE COURT TECH

% OF YEAR COMPLETED: 100.00

REVENUES	CURRENT BUDGET	CURRENT PERIOD	PRIOR YEAR PO ADJUST.	Y-T-D ACTUAL	Y-T-D ENCUMBRANCE	BUDGET BALANCE	% OF BUDGET
<u>FEEES</u>							
246-340-700 DISTRICT CLERK FEES	2,500.00	221.65	0.00	2,315.08	0.00	184.92	92.60
246-340-801 FEES - JP HILLSBORO	1,400.00	322.86	0.00	2,888.88	0.00	( 1,488.88)	206.35
246-340-802 FEES - JP ITASCA	800.00	180.00	0.00	1,805.61	0.00	( 1,005.61)	225.70
246-340-803 FEES - JP MALONE	900.00	160.30	0.00	1,489.18	0.00	( 589.18)	165.46
246-340-804 FEES - JP WHITNEY	700.00	68.00	0.00	1,249.25	0.00	( 549.25)	178.46
TOTAL FEES	6,300.00	952.81	0.00	9,748.00	0.00	( 3,448.00)	154.73
<u>MISC &amp; OTHER</u>							
246-375-100 INTEREST	180.00	126.07	0.00	1,473.65	0.00	( 1,293.65)	818.69
TOTAL MISC & OTHER	180.00	126.07	0.00	1,473.65	0.00	( 1,293.65)	818.69
<u>TRANSFERS</u>							
246-390-000 TRANSFERS IN	0.00	0.00	0.00	0.00	0.00	0.00	0.00
TOTAL TRANSFERS	0.00	0.00	0.00	0.00	0.00	0.00	0.00
TOTAL REVENUES	6,480.00	1,078.88	0.00	11,221.65	0.00	( 4,741.65)	173.17

EXPENDITURES REPORT (UNAUDITED)

AS OF: SEPTEMBER 30TH, 2025

246-JUSTICE COURT TECH

JUSTICE SYSTEM

% OF YEAR COMPLETED: 100.00

JUSTICE COURT TECH

DEPARTMENTAL EXPENDITURES	CURRENT BUDGET	CURRENT PERIOD	PRIOR YEAR PO ADJUST.	Y-T-D ACTUAL	Y-T-D ENCUMBRANCE	BUDGET BALANCE	% OF BUDGET
<u>OTHER FINANCING (USES)</u>							
246-5-2203-9111 TRANSFERS TO GENERAL (JP #1)	0.00	0.00	0.00	0.00	0.00	0.00	0.00
246-5-2203-9112 TRANSFERS TO GENERAL (JP #2)	0.00	0.00	0.00	0.00	0.00	0.00	0.00
246-5-2203-9113 TRANSFERS TO GENERAL (JP #3)	0.00	0.00	0.00	0.00	0.00	0.00	0.00
246-5-2203-9114 TRANSFERS TO GENERAL (JP #4)	0.00	0.00	0.00	0.00	0.00	0.00	0.00
246-5-2203-9901 TRANSFERS OUT	<u>15,000.00</u>	<u>0.00</u>	<u>0.00</u>	<u>15,000.00</u>	<u>0.00</u>	<u>0.00</u>	<u>100.00</u>
TOTAL OTHER FINANCING (USES)	15,000.00	0.00	0.00	15,000.00	0.00	0.00	100.00
<hr/>							
TOTAL JUSTICE COURT TECH	15,000.00	0.00	0.00	15,000.00	0.00	0.00	100.00
<hr/>							
TOTAL JUSTICE SYSTEM	15,000.00	0.00	0.00	15,000.00	0.	0.00	100.00
<hr/>							
TOTAL EXPENDITURES	<u>15,000.00</u>	<u>0.00</u>	<u>0.00</u>	<u>15,000.00</u>	<u>0.00</u>	<u>0.00</u>	<u>100.00</u>

BALANCE SHEET

AS OF: SEPTEMBER 30TH, 2025

248-COUNTY CLERK ARCHIVE

ACCOUNT #	ACCOUNT DESCRIPTION	BALANCE	
<hr/>			
ASSETS			
=====			
248-101-099	CLAIM ON CASH/GENERAL	86,280.88	
248-101-107	CLAIM ON CSB MMIA	6,321.46	
248-101-109	CLAIM ON TEXAS CLASS	396,171.97	
248-102-100	INVESTMENTS	326,711.69	
248-104-100	ACCOUNTS RECEIVABLE	0.00	
248-106-000	DUE FROM OTHER FUNDS	0.00	
		<hr/>	
		815,486.00	
			<hr/>
	TOTAL ASSETS		815,486.00
			=====
LIABILITIES			
=====			
248-201-000	ACCOUNTS PAYABLE	0.00	
248-206-999	DUE TO A/P CLEARING	0.00	
		<hr/>	
	TOTAL LIABILITIES		0.00
EQUITY			
=====			
248-271-000	UNRESERVED FUND BALANCE	726,771.52	
		<hr/>	
	TOTAL BEGINNING EQUITY		726,771.52
			<hr/>
	TOTAL REVENUE	122,611.63	
	TOTAL EXPENSES	33,897.15	
		<hr/>	
	TOTAL REVENUE OVER/(UNDER) EXPENSES		88,714.48
			<hr/>
	TOTAL EQUITY & REV. OVER/(UNDER) EXP.		815,486.00
			<hr/>
	TOTAL LIABILITIES, EQUITY & REV.OVER/(UNDER) EXP.		815,486.00
			=====

HILL COUNTY, TEXAS  
 REVENUE REPORT (UNAUDITED)  
 AS OF: SEPTEMBER 30TH, 2025

248-COUNTY CLERK ARCHIVE

% OF YEAR COMPLETED: 100.00

REVENUES	CURRENT BUDGET	CURRENT PERIOD	PRIOR YEAR PO ADJUST.	Y-T-D ACTUAL	Y-T-D ENCUMBRANCE	BUDGET BALANCE	% OF BUDGET
<u>FEEES</u>							
248-340-400 CO CLERK FEES	88,310.00	8,495.00	0.00	92,336.00	0.00	( 4,026.00)	104.56
TOTAL FEES	88,310.00	8,495.00	0.00	92,336.00	0.00	( 4,026.00)	104.56
<u>MISC &amp; OTHER</u>							
248-375-100 INTEREST	7,400.00	2,635.26	0.00	30,275.63	0.00	( 22,875.63)	409.13
TOTAL MISC & OTHER	7,400.00	2,635.26	0.00	30,275.63	0.00	( 22,875.63)	409.13
<u>TRANSFERS</u>							
248-390-000 TRANSFERS IN	0.00	0.00	0.00	0.00	0.00	0.00	0.00
TOTAL TRANSFERS	0.00	0.00	0.00	0.00	0.00	0.00	0.00
TOTAL REVENUES	95,710.00	11,130.26	0.00	122,611.63	0.00	( 26,901.63)	128.11

HILL COUNTY, TEXAS  
 EXPENDITURES REPORT (UNAUDITED)  
 AS OF: SEPTEMBER 30TH, 2025

248-COUNTY CLERK ARCHIVE  
 GENERAL GOVERNMENT  
 COUNTY CLERK ARCHIVE

% OF YEAR COMPLETED: 100.00

DEPARTMENTAL EXPENDITURES	CURRENT BUDGET	CURRENT PERIOD	PRIOR YEAR PO ADJUST.	Y-T-D ACTUAL	Y-T-D ENCUMBRANCE	BUDGET BALANCE	% OF BUDGET
<u>OPERATING EXPENSES</u>							
248-5-1109-2305 CONTRACT SERVICES	45,000.00	0.00	0.00	33,897.15	0.00	11,102.85	75.33
TOTAL OPERATING EXPENSES	45,000.00	0.00	0.00	33,897.15	0.00	11,102.85	75.33
<u>SUPPLIES</u>							
248-5-1109-3110 MISCELLANEOUS	0.00	0.00	0.00	0.00	0.00	0.00	0.00
TOTAL SUPPLIES	0.00	0.00	0.00	0.00	0.00	0.00	0.00
TOTAL COUNTY CLERK ARCHIVE	45,000.00	0.00	0.00	33,897.15	0.00	11,102.85	75.33
TOTAL GENERAL GOVERNMENT	45,000.00	0.00	0.00	33,897.15	0.	0.00	75.33
TOTAL EXPENDITURES	45,000.00	0.00	0.00	33,897.15	0.00	11,102.85	75.33

BALANCE SHEET

AS OF: SEPTEMBER 30TH, 2025

249-DISTRICT CLERK ARCHIVE

ACCOUNT #	ACCOUNT DESCRIPTION	BALANCE
<hr/>		
ASSETS		
=====		
249-101-099	CLAIM/GENERAL POOLED CASH	16,986.88
249-102-100	INVESTMENTS	0.00
249-104-100	ACCOUNTS RECEIVABLE	<u>0.00</u>
		<u>16,986.88</u>
TOTAL ASSETS		16,986.88
=====		
LIABILITIES		
=====		
249-201-000	ACCOUNTS PAYABLE	0.00
249-201-100	A/P CREDITS WITH VENDORS	0.00
249-206-999	DUE TO A/P CLEARING	<u>0.00</u>
TOTAL LIABILITIES		<u>0.00</u>
EQUITY		
=====		
249-271-000	UNRESERVED FUND BALANCE	<u>17,508.95</u>
TOTAL BEGINNING EQUITY		17,508.95
TOTAL REVENUE		359.93
TOTAL EXPENSES		<u>882.00</u>
TOTAL REVENUE OVER/(UNDER) EXPENSES		( 522.07)
TOTAL EQUITY & REV. OVER/(UNDER) EXP.		<u>16,986.88</u>
TOTAL LIABILITIES, EQUITY & REV.OVER/(UNDER) EXP.		16,986.88
=====		

HILL COUNTY, TEXAS  
 REVENUE REPORT (UNAUDITED)  
 AS OF: SEPTEMBER 30TH, 2025

249-DISTRICT CLERK ARCHIVE

% OF YEAR COMPLETED: 100.00

REVENUES	CURRENT BUDGET	CURRENT PERIOD	PRIOR YEAR PO ADJUST.	Y-T-D ACTUAL	Y-T-D ENCUMBRANCE	BUDGET BALANCE	% OF BUDGET
<u>FEEES</u>							
249-340-700 DISTRICT CLERK FEES	300.00	20.00	0.00	289.33	0.00	10.67	96.44
TOTAL FEES	300.00	20.00	0.00	289.33	0.00	10.67	96.44
<u>MISC &amp; OTHER</u>							
249-370-020 JURY DONATIONS	0.00	0.00	0.00	0.00	0.00	0.00	0.00
249-375-100 INTEREST	18.00	6.92	0.00	70.60	0.00	(52.60)	392.22
TOTAL MISC & OTHER	18.00	6.92	0.00	70.60	0.00	(52.60)	392.22
<u>TRANSFERS</u>							
249-390-000 TRANSFERS IN	0.00	0.00	0.00	0.00	0.00	0.00	0.00
TOTAL TRANSFERS	0.00	0.00	0.00	0.00	0.00	0.00	0.00
TOTAL REVENUES	318.00	26.92	0.00	359.93	0.00	(41.93)	113.19

HILL COUNTY, TEXAS  
 EXPENDITURES REPORT (UNAUDITED)  
 AS OF:SEPTEMBER 30TH, 2025

249-DISTRICT CLERK ARCHIVE  
 JUSTICE SYSTEM  
 DISTRICT CLERK ARCHIVE

% OF YEAR COMPLETED: 100.00

DEPARTMENTAL EXPENDITURES	CURRENT BUDGET	CURRENT PERIOD	PRIOR YEAR PO ADJUST.	Y-T-D ACTUAL	Y-T-D ENCUMBRANCE	BUDGET BALANCE	% OF BUDGET
<u>OPERATING EXPENSES</u>							
249-5-2105-2305 CONTRACT SERVICES	20,000.00	0.00	0.00	882.00	0.00	19,118.00	4.41
TOTAL OPERATING EXPENSES	20,000.00	0.00	0.00	882.00	0.00	19,118.00	4.41
<u>SUPPLIES</u>							
249-5-2105-3110 MISCELLANEOUS	0.00	0.00	0.00	0.00	0.00	0.00	0.00
TOTAL SUPPLIES	0.00	0.00	0.00	0.00	0.00	0.00	0.00
<u>CAPITAL OUTLAY</u>							
249-5-2105-4101 CAPITAL OUTLAY	0.00	0.00	0.00	0.00	0.00	0.00	0.00
TOTAL CAPITAL OUTLAY	0.00	0.00	0.00	0.00	0.00	0.00	0.00
TOTAL DISTRICT CLERK ARCHIVE	20,000.00	0.00	0.00	882.00	0.00	19,118.00	4.41
TOTAL JUSTICE SYSTEM	20,000.00	0.00	0.00	882.00	0.	0.00	4.41
TOTAL EXPENDITURES	20,000.00	0.00	0.00	882.00	0.00	19,118.00	4.41

## BALANCE SHEET

AS OF: SEPTEMBER 30TH, 2025

250-CRIMINAL JUSTICE

ACCOUNT #	ACCOUNT DESCRIPTION	BALANCE	
<b>ASSETS</b>			
=====			
250-101-099	CLAIM/GENERAL POOLED CASH	89,065.21	
250-101-100	CASH	0.00	
250-101-107	CLAIM ON CSB MMIA	0.00	
250-102-100	INVESTMENTS	0.00	
250-104-100	ACCOUNTS RECEIVABLE	1.04	
250-106-000	DUE FROM OTHER FUNDS	0.00	
			<u>89,066.25</u>
TOTAL ASSETS			<u>89,066.25</u>
<b>LIABILITIES</b>			
=====			
250-201-000	ACCOUNTS PAYABLE	1,168.14	
250-201-100	A/P CREDITS WITH VENDORS	0.00	
250-206-000	DUE TO OTHER FUNDS	0.00	
250-206-999	DUE TO A/P CLEARING	88,129.66	
TOTAL LIABILITIES			<u>89,297.80</u>
<b>EQUITY</b>			
=====			
250-271-000	UNRESERVED FUND BALANCE	( 231.55)	
TOTAL BEGINNING EQUITY		( 231.55)	
TOTAL REVENUE		377,853.23	
TOTAL EXPENSES		<u>377,853.23</u>	
TOTAL REVENUE OVER/(UNDER) EXPENSES		0.00	
TOTAL EQUITY & REV. OVER/(UNDER) EXP.		( 231.55)	
TOTAL LIABILITIES, EQUITY & REV.OVER/(UNDER) EXP.			<u>89,066.25</u>

AS OF: SEPTEMBER 30TH, 2025

250-CRIMINAL JUSTICE

% OF YEAR COMPLETED: 100.00

REVENUES	CURRENT BUDGET	CURRENT PERIOD	PRIOR YEAR PO ADJUST.	Y-T-D ACTUAL	Y-T-D ENCUMBRANCE	BUDGET BALANCE	% OF BUDGET
<b>REIMBURSEMENTS</b>							
250-333-300 GRANT	0.00	0.00	0.00	0.00	0.00	0.00	0.00
TOTAL REIMBURSEMENTS	0.00	0.00	0.00	0.00	0.00	0.00	0.00
<b>FEEES</b>							
250-340-200 CR-SO-HB1940 BAIL BOND FEE #4	0.00	735.00	0.00	8,925.00	0.00	8,925.00	0.00
250-340-400 STATE-CONS-CO CLERK FEE \$137	0.00	137.00	0.00	548.00	0.00	548.00	0.00
250-340-401 CO CLERK-BIRTH CERT FEES (\$1.8	0.00	207.00	0.00	3,112.20	0.00	3,112.20	0.00
250-340-402 CO CLERK-MARRIAGE LICENSE FEES	0.00	720.00	0.00	8,830.00	0.00	8,830.00	0.00
250-340-403 CO CLERK- JUDICIAL FUND FEES (	0.00	0.00	0.00	0.00	0.00	0.00	0.00
250-340-404 CO CLERK-JUDICIAL SUPPORT (\$42	0.00	0.00	0.00	0.00	0.00	0.00	0.00
250-340-405 CO CLERK INDIGENT LEGAL 9A	0.00	0.00	0.00	0.00	0.00	0.00	0.00
250-340-407 APPELLATE COURT FEE- CC	0.00	356.20	0.00	4,040.57	0.00	4,040.57	0.00
250-340-595 DC ST CONS-SUBSEQUENT FILING	0.00	118.80	0.00	2,492.83	0.00	2,492.83	0.00
250-340-600 STATE CONS-DC - \$137	0.00	4,181.12	0.00	42,203.73	0.00	42,203.73	0.00
250-340-601 DC CIVIL-JUDICIAL (JF) (\$40) L	0.00	0.00	0.00	0.00	0.00	0.00	0.00
250-340-602 DIST CLERK CIVIL - CCC FAMILY	0.00	0.00	0.00	0.00	0.00	0.00	0.00
250-340-603 DIST CLERK CIVIL - CCC.CIVIL L	0.00	150.00	0.00	2,838.01	0.00	2,838.01	0.00
250-340-604 DC CIVIL-INDIGENT LEGAL SERVIC	0.00	40.00	0.00	537.61	0.00	537.61	0.00
250-340-605 DC CIVIL - FAMILY PROTECTION F	0.00	0.00	0.00	0.00	0.00	0.00	0.00
250-340-606 DC CIVIL-JUDICIAL SUPPORT(\$37)	0.00	126.00	0.00	2,301.11	0.00	2,301.11	0.00
250-340-607 DC CIVIL - NON DISCLOSURE	0.00	0.00	0.00	0.00	0.00	0.00	0.00
250-340-700 DISTRICT CLERK FEES CRIMINAL	0.00	3,451.00	0.00	52,713.74	0.00	52,713.74	0.00
250-340-701 DC CRIM-CONS COURT COSTS - LNS	0.00	0.00	0.00	0.00	0.00	0.00	0.00
250-340-707 CR-DNA Testing - CS-LN14	0.00	13.07	0.00	310.77	0.00	310.77	0.00
250-340-708 DC CRIM-DNA TESTING FEE (DNA)	0.00	13.37	0.00	185.65	0.00	185.65	0.00
250-340-709 DC CRIM-EMS/TRAUMA (EMS) LN 9	0.00	423.52	0.00	7,672.37	0.00	7,672.37	0.00
250-340-710 DC CRIM-ST TRAF FINE #9	0.00	0.00	0.00	0.00	0.00	0.00	0.00
250-340-711 DC 20% ARREST WARRANT FEES (ST	0.00	5.76	0.00	188.00	0.00	188.00	0.00
250-340-713 DC CRIM - FAILURE TO APPEAR	0.00	0.00	0.00	0.00	0.00	0.00	0.00
250-340-714 DC CRIM - JUD FUND # 18,19	0.00	0.00	0.00	91.78	0.00	91.78	0.00
250-340-716 DC CRIM - MOTOR CARRIER WEIGHT	0.00	0.00	0.00	0.00	0.00	0.00	0.00
250-340-717 DC CRIM - TIME PYMT FEES #17	0.00	2.04	0.00	211.58	0.00	211.58	0.00
250-340-718 DC CRIM - SJSF - JUD SUPP #11	0.00	2.08	0.00	118.29	0.00	118.29	0.00
250-340-719 DC CRIM-DRUG COURT PRG	0.00	14.95	0.00	514.10	0.00	514.10	0.00
250-340-720 DC-CRIM-IDF 133.107 #11	0.00	0.76	0.00	43.91	0.00	43.91	0.00
250-340-800 JP State Consolidated CIVIL	0.00	273.00	0.00	4,830.00	0.00	4,830.00	0.00
250-340-801 JP # H CIVIL FEES	0.00	0.00	0.00	0.00	0.00	0.00	0.00
250-340-802 JP # Itasca CIVIL FEES	0.00	0.00	0.00	0.00	0.00	0.00	0.00
250-340-803 JP # 3 CIVIL FEES	0.00	0.00	0.00	0.00	0.00	0.00	0.00
250-340-804 JP # Whitney CIVIL FEES	0.00	0.00	0.00	0.00	0.00	0.00	0.00
250-340-901 CR-JUV CT COSTS-JUV PROB DIV	0.00	0.00	0.00	89.04	0.00	89.04	0.00
250-341-100 JCPT-V - Civil-All Courts	0.00	10.00	0.00	25.00	0.00	25.00	0.00
250-342-301 CRJP #H MTR. CARRIER WT. VIOL.	0.00	0.00	0.00	1,049.50	0.00	1,049.50	0.00
250-342-302 CR-JP #Itasca MTR. CARRIER WT	0.00	0.00	0.00	0.00	0.00	0.00	0.00
250-342-303 CR-JP #3 MTR.CARRIER WT.VIOL	0.00	0.00	0.00	249.00	0.00	249.00	0.00
250-342-304 CR-JP #Whitney MTR. CARRIER WT	0.00	15.00	0.00	43.92	0.00	43.92	0.00
250-342-401 CR JP # H STATE ARREST FEES	0.00	72.00	0.00	652.46	0.00	652.46	0.00

AS OF: SEPTEMBER 30TH, 2025

250-CRIMINAL JUSTICE

% OF YEAR COMPLETED: 100.00

REVENUES	CURRENT BUDGET	CURRENT PERIOD	PRIOR YEAR PO ADJUST.	Y-T-D ACTUAL	Y-T-D ENCUMBRANCE	BUDGET BALANCE	% OF BUDGET
250-342-402 CRJP # Itasca STATE ARREST FEE	0.00	40.87	0.00	388.58	0.00 (	388.58)	0.00
250-342-403 CR-JP # 3 STATE ARREST FEES	0.00	32.07	0.00	310.83	0.00 (	310.83)	0.00
250-342-404 CR-JP #WhSTATE ARREST FEES	0.00	0.00	0.00	202.38	0.00 (	202.38)	0.00
250-342-501 JP # H FAILURE TO APPEAR (FTA)	0.00	6.28	0.00	896.58	0.00 (	896.58)	0.00
250-342-502 JP # Itasca FAILURE TO APPEAR	0.00	60.00	0.00	599.50	0.00 (	599.50)	0.00
250-342-503 JP # 3 FAILURE TO APPEAR (FTA)	0.00	73.61	0.00	900.21	0.00 (	900.21)	0.00
250-342-504 JP #Whitney FAILURE TO APPEAR	0.00	0.00	0.00	429.55	0.00 (	429.55)	0.00
250-342-505 DC - FAILURE TO APPEAR (FTA)	0.00	0.00	0.00	0.00	0.00	0.00	0.00
250-342-601 JP #Hillsbor TIME PAYMENT FEES	0.00	20.00	0.00	272.50	0.00 (	272.50)	0.00
250-342-602 JP # Itasca TIME PAYMENT FEES	0.00	25.00	0.00	87.50	0.00 (	87.50)	0.00
250-342-603 JP # 3 TIME PAYMENT FEES (50%)	0.00	13.43	0.00	362.47	0.00 (	362.47)	0.00
250-342-604 JP #Whitney TIME PAYMENT FEES	0.00	0.00	0.00	78.33	0.00 (	78.33)	0.00
250-342-701 JP # 1 STATE TRAFFIC FINE #9	0.00	0.00	0.00	445.59	0.00 (	445.59)	0.00
250-342-702 JP # 2 STATE TRAFFIC FINE #9	0.00	60.00	0.00	409.38	0.00 (	409.38)	0.00
250-342-703 JP # 3 STATE TRAFFIC FINE #9	0.00	60.00	0.00	588.87	0.00 (	588.87)	0.00
250-342-704 JP # 4 STATE TRAFFIC FINE #9	0.00	0.00	0.00	332.55	0.00 (	332.55)	0.00
250-342-711 STATE TRAFFIC FINE STF50-Hills	0.00	2,167.63	0.00	18,690.38	0.00 (	18,690.38)	0.00
250-342-712 STATE TRAFFIC FINE-STF50-Itasc	0.00	1,296.84	0.00	12,718.14	0.00 (	12,718.14)	0.00
250-342-713 STATE TRAFFIC FINE STF50-Henle	0.00	924.35	0.00	10,085.15	0.00 (	10,085.15)	0.00
250-342-714 STATE TRAFFIC FINE STF50-Whitn	0.00	671.96	0.00	7,639.83	0.00 (	7,639.83)	0.00
250-342-715 DC-STATE TRAFFIC - STF50	0.00	1,358.46	0.00	5,932.30	0.00 (	5,932.30)	0.00
250-342-720 JP -IDF 133.107 #11	0.00	16.15	0.00	273.73	0.00 (	273.73)	0.00
250-342-740 MOVING VIOLATION FEE (MVF)	0.00	0.30	0.00	6.73	0.00 (	6.73)	0.00
250-342-750 CHILD SAFETY SEAT - MONTHLY	0.00	0.00	0.00	0.00	0.00	0.00	0.00
250-342-801 CONS COURT COSTS (JP# 1)	0.00	5,149.93	0.00	43,974.48	0.00 (	43,974.48)	0.00
250-342-802 CONS COURT COSTS (JP# 2)	0.00	2,787.10	0.00	27,876.07	0.00 (	27,876.07)	0.00
250-342-803 CONS COURT COSTS (JP# 3)	0.00	2,381.96	0.00	22,142.45	0.00 (	22,142.45)	0.00
250-342-804 CONS COURT COSTS (JP# 4)	0.00	1,046.20	0.00	18,663.87	0.00 (	18,663.87)	0.00
250-342-901 JUDICIAL SUPPORT FEE (JP # 1)	0.00	5.40	0.00	242.28	0.00 (	242.28)	0.00
250-342-902 JUDICIAL SUPPORT FEE (JP # 2)	0.00	10.80	0.00	153.68	0.00 (	153.68)	0.00
250-342-903 JUDICIAL SUPPORT FEE (JP# 3)	0.00	27.40	0.00	262.59	0.00 (	262.59)	0.00
250-342-904 JUDICIAL SUPPORT FEE (JP # 4)	0.00	0.00	0.00	109.30	0.00 (	109.30)	0.00
250-343-100 JURY DONATIONS TO VOFC	0.00	180.00	0.00	1,120.00	0.00 (	1,120.00)	0.00
250-344-700 Truancy Prevention & Diversion	0.00	4.00	0.00	86.07	0.00 (	86.07)	0.00
250-344-715 DC-Intoxicated Driver Fine	0.00	2,762.42	0.00	50,002.66	0.00 (	50,002.66)	0.00
250-344-801 JURY SERVICE FEE (JP # 1)	0.00	4.00	0.00	179.45	0.00 (	179.45)	0.00
250-344-802 JURY SERVICE FEE (JP # 2)	0.00	8.00	0.00	116.49	0.00 (	116.49)	0.00
250-344-803 JURY SERVICE FEE (JP # 3)	0.00	20.30	0.00	197.46	0.00 (	197.46)	0.00
250-344-804 JURY SERVICE FEE (JP # 4)	0.00	0.00	0.00	97.42	0.00 (	97.42)	0.00
250-344-805 JURY SERVICE FEE (DIST CLERK)	0.00	1.63	0.00	89.11	0.00 (	89.11)	0.00
250-345-100 CHILD SAFETY/SEAT BELT VIOLATI	0.00	12.45	0.00	142.95	0.00 (	142.95)	0.00
250-346-100 ELECTRONIC FILING FEE-GC 51851	0.00	321.94	0.00	3,181.02	0.00 (	3,181.02)	0.00
250-348-100 SEXUAL ASSAULT PROGRAM FUND	0.00	170.68	0.00	2,357.63	0.00 (	2,357.63)	0.00
250-348-101 SUBSTANCE ABUSE FELONY PROGRAM	0.00	60.00	0.00	389.00	0.00 (	389.00)	0.00
250-349-400 HOME VISITATION	0.00	0.00	0.00	0.00	0.00	0.00	0.00
<b>TOTAL FEES</b>	<b>0.00</b>	<b>32,848.83</b>	<b>0.00</b>	<b>377,853.23</b>	<b>0.00 (</b>	<b>377,853.23)</b>	<b>0.00</b>

HILL COUNTY, TEXAS  
 REVENUE REPORT (UNAUDITED)  
 AS OF: SEPTEMBER 30TH, 2025

250-CRIMINAL JUSTICE

% OF YEAR COMPLETED: 100.00

REVENUES	CURRENT BUDGET	CURRENT PERIOD	PRIOR YEAR PO ADJUST.	Y-T-D ACTUAL	Y-T-D ENCUMBRANCE	BUDGET BALANCE	% OF BUDGET
<u>MISC &amp; OTHER</u>							
250-375-100 INTEREST	0.00	0.00	0.00	0.00	0.00	0.00	0.00
TOTAL MISC & OTHER	0.00	0.00	0.00	0.00	0.00	0.00	0.00
<u>TRANSFERS</u>							
250-390-000 TRANSFERS IN	0.00	0.00	0.00	0.00	0.00	0.00	0.00
TOTAL TRANSFERS	0.00	0.00	0.00	0.00	0.00	0.00	0.00
TOTAL REVENUES	0.00	32,848.83	0.00	377,853.23	0.00	( 377,853.23)	0.00

HILL COUNTY, TEXAS  
 EXPENDITURES REPORT (UNAUDITED)  
 AS OF: SEPTEMBER 30TH, 2025

250-CRIMINAL JUSTICE  
 JUSTICE SYSTEM  
 CRIMINAL JUSTICE

% OF YEAR COMPLETED: 100.00

DEPARTMENTAL EXPENDITURES	CURRENT BUDGET	CURRENT PERIOD	PRIOR YEAR PO ADJUST.	Y-T-D ACTUAL	Y-T-D ENCUMBRANCE	BUDGET BALANCE	% OF BUDGET
<u>OTHER COSTS</u>							
250-5-2104-7201 STATE PAYMENTS/REFUNDS	0.00	93,880.39	0.00	377,853.23	0.00	( 377,853.23)	0.00
TOTAL OTHER COSTS	0.00	93,880.39	0.00	377,853.23	0.00	( 377,853.23)	0.00
<u>OTHER FINANCING (USES)</u>							
250-5-2104-9901 TRANSFERS OUT	0.00	0.00	0.00	0.00	0.00	0.00	0.00
TOTAL OTHER FINANCING (USES)	0.00	0.00	0.00	0.00	0.00	0.00	0.00
TOTAL CRIMINAL JUSTICE	0.00	93,880.39	0.00	377,853.23	0.00	( 377,853.23)	0.00
TOTAL JUSTICE SYSTEM	0.00	93,880.39	0.00	377,853.23	0.	0.00	0.00
TOTAL EXPENDITURES	0.00	93,880.39	0.00	377,853.23	0.00	( 377,853.23)	0.00

BALANCE SHEET

AS OF: SEPTEMBER 30TH, 2025

251-ECONOMIC DEVELOPMENT FUND

ACCOUNT #	ACCOUNT DESCRIPTION	BALANCE
<b>ASSETS</b>		
=====		
251-101-099	ECONOMIC DEVELOPMENT CLAIM ON	23,410.66
251-101-107	CLAIM ON CSB MMIA	16,102.32
251-102-100	INVESTMENTS	519,837.46
251-106-000	DUE FROM OTHER FUNDS	<u>0.00</u>
		<u>559,350.44</u>
TOTAL ASSETS		559,350.44
=====		
<b>LIABILITIES</b>		
=====		
251-201-000	ACCOUNTS PAYABLE	0.00
251-201-100	A/P CREDITS WITH VENDORS	0.00
251-206-000	DUE TO OTHER FUNDS	0.00
251-206-105	DUE TO PAYROLL FUND	0.00
251-206-999	DUE TO A/P CLEARING	0.00
251-208-100	ACCRUED WAGES PAYABLE	<u>0.00</u>
TOTAL LIABILITIES		<u>0.00</u>
<b>EQUITY</b>		
=====		
251-271-000	UNRESERVED FUND BALANCE	<u>537,123.47</u>
TOTAL BEGINNING EQUITY		537,123.47
TOTAL REVENUE		30,726.97
TOTAL EXPENSES		<u>8,500.00</u>
TOTAL REVENUE OVER/(UNDER) EXPENSES		22,226.97
TOTAL EQUITY & REV. OVER/(UNDER) EXP.		<u>559,350.44</u>
TOTAL LIABILITIES, EQUITY & REV.OVER/(UNDER) EXP.		559,350.44
=====		

AS OF: SEPTEMBER 30TH, 2025

251-ECONOMIC DEVELOPMENT FUND

% OF YEAR COMPLETED: 100.00

REVENUES	CURRENT BUDGET	CURRENT PERIOD	PRIOR YEAR PO ADJUST.	Y-T-D ACTUAL	Y-T-D ENCUMBRANCE	BUDGET BALANCE	% OF BUDGET
<u>MISC &amp; OTHER</u>							
251-360-520 HILLSBORO CHAMBER - SHARE	0.00	0.00	0.00	0.00	0.00	0.00	0.00
251-360-600 CAPITAL CREDITS	100,000.00	0.00	0.00	7,949.50	0.00	92,050.50	7.95
251-375-100 INTEREST	<u>2,400.00</u>	<u>1,861.73</u>	<u>0.00</u>	<u>22,777.47</u>	<u>0.00</u>	<u>( 20,377.47)</u>	<u>949.06</u>
TOTAL MISC & OTHER	102,400.00	1,861.73	0.00	30,726.97	0.00	71,673.03	30.01
<u>TRANSFERS</u>							
251-390-000 TRANSFERS IN	<u>0.00</u>	<u>0.00</u>	<u>0.00</u>	<u>0.00</u>	<u>0.00</u>	<u>0.00</u>	<u>0.00</u>
TOTAL TRANSFERS	0.00	0.00	0.00	0.00	0.00	0.00	0.00
TOTAL REVENUES	<u>102,400.00</u>	<u>1,861.73</u>	<u>0.00</u>	<u>30,726.97</u>	<u>0.00</u>	<u>71,673.03</u>	<u>30.01</u>

HILL COUNTY, TEXAS  
 EXPENDITURES REPORT (UNAUDITED)  
 AS OF: SEPTEMBER 30TH, 2025

251-ECONOMIC DEVELOPMENT FUND  
 COMMUNITY&ECONOMIC DEVEL  
 ECONOMIC DEVELOPMENT FUND

% OF YEAR COMPLETED: 100.00

DEPARTMENTAL EXPENDITURES	CURRENT BUDGET	CURRENT PERIOD	PRIOR YEAR PO ADJUST.	Y-T-D ACTUAL	Y-T-D ENCUMBRANCE	BUDGET BALANCE	% OF BUDGET
<u>SALARIES &amp; BENEFITS</u>							
<u>SALARIES &amp; WAGES</u>							
251-5-6201-1105 STAFF WAGES	25,000.00	0.00	0.00	0.00	0.00	25,000.00	0.00
251-5-6201-1106 PART TIME WAGES	25,000.00	0.00	0.00	0.00	0.00	25,000.00	0.00
251-5-6201-1155 OVERTIME WAGES	0.00	0.00	0.00	0.00	0.00	0.00	0.00
TOTAL SALARIES & WAGES	50,000.00	0.00	0.00	0.00	0.00	50,000.00	0.00
<u>BENEFITS</u>							
251-5-6201-1201 SOCIAL SECURITY & MEDICARE	3,825.00	0.00	0.00	0.00	0.00	3,825.00	0.00
251-5-6201-1202 UNEMPLOYMENT TAX	90.00	0.00	0.00	0.00	0.00	90.00	0.00
251-5-6201-1203 RETIREMENT	5,060.00	0.00	0.00	0.00	0.00	5,060.00	0.00
251-5-6201-1204 RETIREMENT LIFE	140.00	0.00	0.00	0.00	0.00	140.00	0.00
251-5-6201-1205 WORKERS COMP	150.00	0.00	0.00	0.00	0.00	150.00	0.00
251-5-6201-1209 HEALTH INSURANCE	0.00	0.00	0.00	0.00	0.00	0.00	0.00
TOTAL OTHER TAXES	9,265.00	0.00	0.00	0.00	0.00	9,265.00	0.00
TOTAL SALARIES & BENEFITS	59,265.00	0.00	0.00	0.00	0.00	59,265.00	0.00
<u>OPERATING EXPENSES</u>							
251-5-6201-2302 TRAINING & MILEAGE REIMB	0.00	0.00	0.00	0.00	0.00	0.00	0.00
251-5-6201-2303 BONDS & INSURANCE	0.00	0.00	0.00	0.00	0.00	0.00	0.00
251-5-6201-2305 CONTRACT SERVICES	150,000.00	0.00	0.00	8,500.00	0.00	141,500.00	5.67
TOTAL OPERATING EXPENSES	150,000.00	0.00	0.00	8,500.00	0.00	141,500.00	5.67
<u>SUPPLIES</u>							
251-5-6201-3101 OFFICE SUPPLIES	0.00	0.00	0.00	0.00	0.00	0.00	0.00
251-5-6201-3110 MISCELLANEOUS	0.00	0.00	0.00	0.00	0.00	0.00	0.00
TOTAL SUPPLIES	0.00	0.00	0.00	0.00	0.00	0.00	0.00
<u>CAPITAL OUTLAY</u>							
251-5-6201-4101 CAPITAL OUTLAY	150,000.00	0.00	0.00	0.00	0.00	150,000.00	0.00
TOTAL CAPITAL OUTLAY	150,000.00	0.00	0.00	0.00	0.00	150,000.00	0.00
<u>OTHER COSTS</u>							
251-5-6201-7201 PAYMENTS TO AGENCIES	0.00	0.00	0.00	0.00	0.00	0.00	0.00
TOTAL OTHER COSTS	0.00	0.00	0.00	0.00	0.00	0.00	0.00
TOTAL ECONOMIC DEVELOPMENT FUND	359,265.00	0.00	0.00	8,500.00	0.00	350,765.00	2.37
TOTAL COMMUNITY&ECONOMIC DEVEL	359,265.00	0.00	0.00	8,500.00	0.00	0.00	2.37
TOTAL EXPENDITURES	359,265.00	0.00	0.00	8,500.00	0.00	350,765.00	2.37

BALANCE SHEET

AS OF: SEPTEMBER 30TH, 2025

252-HOT CHECK RESTITUTION

ACCOUNT #	ACCOUNT DESCRIPTION	BALANCE	
<hr/>			
<b>ASSETS</b>			
<b>=====</b>			
252-101-100	Cash DA Hot Check	12,617.50	
252-102-100	INVESTMENTS	0.00	
252-104-100	FEES RECEIVABLE	0.00	
252-106-000	DUE FROM OTHER FUNDS	<u>0.00</u>	
			<u>12,617.50</u>
TOTAL ASSETS			12,617.50
<hr/>			
<b>LIABILITIES</b>			
<b>=====</b>			
252-201-000	ACCOUNTS PAYABLE	0.00	
252-201-100	A/P CREDITS WITH VENDORS	0.00	
252-206-000	DUE TO OTHER FUNDS	0.00	
252-206-999	DUE TO A/P CLEARING	<u>0.00</u>	
TOTAL LIABILITIES			<u>0.00</u>
<hr/>			
<b>EQUITY</b>			
<b>=====</b>			
252-271-000	UNRESERVED FUND BALANCE	<u>12,139.46</u>	
TOTAL BEGINNING EQUITY			12,139.46
TOTAL REVENUE		478.04	
TOTAL EXPENSES		<u>0.00</u>	
TOTAL REVENUE OVER/(UNDER) EXPENSES		478.04	
TOTAL EQUITY & REV. OVER/(UNDER) EXP.			<u>12,617.50</u>
TOTAL LIABILITIES, EQUITY & REV.OVER/(UNDER) EXP.			12,617.50
<hr/>			

HILL COUNTY, TEXAS  
 REVENUE REPORT (UNAUDITED)  
 AS OF: SEPTEMBER 30TH, 2025

252-HOT CHECK RESTITUTION

% OF YEAR COMPLETED: 100.00

REVENUES	CURRENT BUDGET	CURRENT PERIOD	PRIOR YEAR PO ADJUST.	Y-T-D ACTUAL	Y-T-D ENCUMBRANCE	BUDGET BALANCE	% OF BUDGET
<u>FEES</u>							
252-340-600 DISTRICT ATTORNEY FEES	0.00	66.05	0.00	478.04	0.00	( 478.04)	0.00
TOTAL FEES	0.00	66.05	0.00	478.04	0.00	( 478.04)	0.00
<u>MISC &amp; OTHER</u>							
252-370-500 MISCELLANEOUS INCOME	0.00	0.00	0.00	0.00	0.00	0.00	0.00
252-375-100 INTEREST	0.00	0.00	0.00	0.00	0.00	0.00	0.00
TOTAL MISC & OTHER	0.00	0.00	0.00	0.00	0.00	0.00	0.00
<u>TRANSFERS</u>							
252-390-000 TRANSFERS IN	0.00	0.00	0.00	0.00	0.00	0.00	0.00
TOTAL TRANSFERS	0.00	0.00	0.00	0.00	0.00	0.00	0.00
TOTAL REVENUES	0.00	66.05	0.00	478.04	0.00	( 478.04)	0.00

HILL COUNTY, TEXAS  
 EXPENDITURES REPORT (UNAUDITED)  
 AS OF: SEPTEMBER 30TH, 2025

252-HOT CHECK RESTITUTION  
 JUSTICE SYSTEM  
 HOT CHECK RESTITUTION

% OF YEAR COMPLETED: 100.00

DEPARTMENTAL EXPENDITURES	CURRENT BUDGET	CURRENT PERIOD	PRIOR YEAR PO ADJUST.	Y-T-D ACTUAL	Y-T-D ENCUMBRANCE	BUDGET BALANCE	% OF BUDGET
<u>SALARIES &amp; BENEFITS</u>							
<u>SALARIES &amp; WAGES</u>							
252-5-2210-1105 STAFF WAGES	0.00	0.00	0.00	0.00	0.00	0.00	0.00
TOTAL SALARIES & WAGES	0.00	0.00	0.00	0.00	0.00	0.00	0.00
<u>BENEFITS</u>							
252-5-2210-1201 SOCIAL SECURITY & MEDICARE	0.00	0.00	0.00	0.00	0.00	0.00	0.00
252-5-2210-1202 UNEMPLOYMENT TAX	0.00	0.00	0.00	0.00	0.00	0.00	0.00
TOTAL OTHER TAXES	0.00	0.00	0.00	0.00	0.00	0.00	0.00
TOTAL SALARIES & BENEFITS	0.00	0.00	0.00	0.00	0.00	0.00	0.00
<u>OPERATING EXPENSES</u>							
252-5-2210-2301 DUES & MEMBERSHIPS	0.00	0.00	0.00	0.00	0.00	0.00	0.00
252-5-2210-2302 TRAINING & MILEAGE REIMB	0.00	0.00	0.00	0.00	0.00	0.00	0.00
252-5-2210-2305 CONTRACT SERVICES	0.00	0.00	0.00	0.00	0.00	0.00	0.00
252-5-2210-2315 BANK SERVICE CHARGES	0.00	0.00	0.00	0.00	0.00	0.00	0.00
TOTAL OPERATING EXPENSES	0.00	0.00	0.00	0.00	0.00	0.00	0.00
<u>SUPPLIES</u>							
252-5-2210-3101 SUPPLIES	0.00	0.00	0.00	0.00	0.00	0.00	0.00
252-5-2210-3110 MISCELLANEOUS	0.00	0.00	0.00	0.00	0.00	0.00	0.00
TOTAL SUPPLIES	0.00	0.00	0.00	0.00	0.00	0.00	0.00
<u>OTHER FINANCING (USES)</u>							
252-5-2210-9901 TRANSFERS OUT	0.00	0.00	0.00	0.00	0.00	0.00	0.00
TOTAL OTHER FINANCING (USES)	0.00	0.00	0.00	0.00	0.00	0.00	0.00
TOTAL HOT CHECK RESTITUTION	0.00	0.00	0.00	0.00	0.00	0.00	0.00
TOTAL JUSTICE SYSTEM	0.00	0.00	0.00	0.00	0.00	0.00	0.00
TOTAL EXPENDITURES	0.00	0.00	0.00	0.00	0.00	0.00	0.00

BALANCE SHEET

AS OF: SEPTEMBER 30TH, 2025

253-CO ATTY HOT CHECK FUND

ACCOUNT #	ACCOUNT DESCRIPTION	BALANCE
<hr/>		
ASSETS		
=====		
253-101-099	CLAIM/GENERAL POOLED CASH	13,892.10
253-101-100	CASH	<u>0.00</u>
		<u>13,892.10</u>
TOTAL ASSETS		13,892.10
		=====
LIABILITIES		
=====		
253-201-000	ACCOUNTS PAYABLE	0.00
253-201-100	A/P CREDITS WITH VENDORS	0.00
253-206-000	DUE TO OTHER FUNDS	0.00
253-206-105	DUE TO PAYROLL FUND	0.00
253-206-999	DUE TO A/P CLEARING	<u>0.00</u>
TOTAL LIABILITIES		<u>0.00</u>
EQUITY		
=====		
253-271-000	UNRESERVED FUND BALANCE	<u>14,266.83</u>
TOTAL BEGINNING EQUITY		14,266.83
TOTAL REVENUE		301.79
TOTAL EXPENSES		<u>676.52</u>
TOTAL REVENUE OVER/(UNDER) EXPENSES		( 374.73)
TOTAL EQUITY & REV. OVER/(UNDER) EXP.		<u>13,892.10</u>
TOTAL LIABILITIES, EQUITY & REV.OVER/(UNDER) EXP.		13,892.10
		=====

HILL COUNTY, TEXAS  
 REVENUE REPORT (UNAUDITED)  
 AS OF: SEPTEMBER 30TH, 2025

253-CO ATTY HOT CHECK FUND

% OF YEAR COMPLETED: 100.00

REVENUES	CURRENT BUDGET	CURRENT PERIOD	PRIOR YEAR PO ADJUST.	Y-T-D ACTUAL	Y-T-D ENCUMBRANCE	BUDGET BALANCE	% OF BUDGET
<u>FEES</u>							
253-340-300 CO ATTORNEY FEES	0.00	0.00	0.00	301.79	0.00 (	301.79)	0.00
TOTAL FEES	0.00	0.00	0.00	301.79	0.00 (	301.79)	0.00
<u>MISC &amp; OTHER</u>							
253-375-100 INTEREST	0.00	0.00	0.00	0.00	0.00	0.00	0.00
TOTAL MISC & OTHER	0.00	0.00	0.00	0.00	0.00	0.00	0.00
<u>TRANSFERS</u>							
253-390-000 TRANSFERS IN	0.00	0.00	0.00	0.00	0.00	0.00	0.00
TOTAL TRANSFERS	0.00	0.00	0.00	0.00	0.00	0.00	0.00
<hr/>							
TOTAL REVENUES	0.00	0.00	0.00	301.79	0.00 (	301.79)	0.00

HILL COUNTY, TEXAS  
 EXPENDITURES REPORT (UNAUDITED)  
 AS OF: SEPTEMBER 30TH, 2025

253-CO ATTY HOT CHECK FUND  
 JUSTICE SYSTEM  
 CO ATTY HOT CHECK FUND

% OF YEAR COMPLETED: 100.00

DEPARTMENTAL EXPENDITURES	CURRENT BUDGET	CURRENT PERIOD	PRIOR YEAR PO ADJUST.	Y-T-D ACTUAL	Y-T-D ENCUMBRANCE	BUDGET BALANCE	% OF BUDGET
<u>SALARIES &amp; BENEFITS</u>							
<u>SALARIES &amp; WAGES</u>							
253-5-2211-1105 STAFF WAGES	0.00	0.00	0.00	0.00	0.00	0.00	0.00
TOTAL SALARIES & WAGES	0.00	0.00	0.00	0.00	0.00	0.00	0.00
<u>BENEFITS</u>							
253-5-2211-1201 SOCIAL SECURITY & MEDICARE	0.00	0.00	0.00	0.00	0.00	0.00	0.00
253-5-2211-1203 RETIREMENT	0.00	0.00	0.00	0.00	0.00	0.00	0.00
253-5-2211-1204 RETIREMENT LIFE INSURANCE	0.00	0.00	0.00	0.00	0.00	0.00	0.00
TOTAL OTHER TAXES	0.00	0.00	0.00	0.00	0.00	0.00	0.00
TOTAL SALARIES & BENEFITS	0.00	0.00	0.00	0.00	0.00	0.00	0.00
<u>OPERATING EXPENSES</u>							
253-5-2211-2406 RESTITUTION	0.00	0.00	0.00	0.00	0.00	0.00	0.00
TOTAL OPERATING EXPENSES	0.00	0.00	0.00	0.00	0.00	0.00	0.00
<u>SUPPLIES</u>							
253-5-2211-3101 SUPPLIES	0.00	0.00	0.00	676.52	0.00 (	676.52)	0.00
253-5-2211-3110 MISCELLANEOUS	0.00	0.00	0.00	0.00	0.00	0.00	0.00
TOTAL SUPPLIES	0.00	0.00	0.00	676.52	0.00 (	676.52)	0.00
<u>CAPITAL OUTLAY</u>							
253-5-2211-4101 CAPITAL OUTLAY	0.00	0.00	0.00	0.00	0.00	0.00	0.00
TOTAL CAPITAL OUTLAY	0.00	0.00	0.00	0.00	0.00	0.00	0.00
<u>OTHER FINANCING (USES)</u>							
253-5-2211-9100 TRANSFERS TO GENERAL FUND	0.00	0.00	0.00	0.00	0.00	0.00	0.00
253-5-2211-9901 TRANSFERS OUT	0.00	0.00	0.00	0.00	0.00	0.00	0.00
TOTAL OTHER FINANCING (USES)	0.00	0.00	0.00	0.00	0.00	0.00	0.00
TOTAL CO ATTY HOT CHECK FUND	0.00	0.00	0.00	676.52	0.00 (	676.52)	0.00
TOTAL JUSTICE SYSTEM	0.00	0.00	0.00	676.52	0.	0.00	0.00
TOTAL EXPENDITURES	0.00	0.00	0.00	676.52	0.00 (	676.52)	0.00

## BALANCE SHEET

AS OF: SEPTEMBER 30TH, 2025

254-HILL COUNTY TOURISM

ACCOUNT #	ACCOUNT DESCRIPTION	BALANCE	
<b>ASSETS</b>			
=====			
254-101-099	CLAIM ON POOLED CASH	65,039.40	
254-101-107	CLAIM ON CSB MMIA	10,497.34	
254-101-109	CLAIM ON TEXAS CLASS	111,537.60	
254-102-100	INVESTMENTS	0.00	
254-104-100	ACCOUNTS RECEIVABLE	0.00	
254-106-000	DUE FROM OTHER FUNDS	0.00	
			<u>187,074.34</u>
	TOTAL ASSETS		187,074.34
=====			
<b>LIABILITIES</b>			
=====			
254-201-000	ACCOUNTS PAYABLE	0.00	
254-206-999	DUE TO A/P CLEARING	0.00	
	TOTAL LIABILITIES		<u>0.00</u>
<b>EQUITY</b>			
=====			
254-271-000	UNRESERVED FUND BALANCE	149,760.57	
	TOTAL BEGINNING EQUITY	149,760.57	
	TOTAL REVENUE	61,161.28	
	TOTAL EXPENSES	<u>23,847.51</u>	
	TOTAL REVENUE OVER/(UNDER) EXPENSES	37,313.77	
	TOTAL EQUITY & REV. OVER/(UNDER) EXP.		<u>187,074.34</u>
	TOTAL LIABILITIES, EQUITY & REV.OVER/(UNDER) EXP.		187,074.34
=====			

HILL COUNTY, TEXAS  
 REVENUE REPORT (UNAUDITED)  
 AS OF: SEPTEMBER 30TH, 2025

254-HILL COUNTY TOURISM

% OF YEAR COMPLETED: 100.00

REVENUES	CURRENT BUDGET	CURRENT PERIOD	PRIOR YEAR PO ADJUST.	Y-T-D ACTUAL	Y-T-D ENCUMBRANCE	BUDGET BALANCE	% OF BUDGET
<u>TAXES</u>							
<u>OTHER TAXES</u>							
254-319-100 HOTEL/MOTEL TAX	39,000.00	0.00	0.00	56,039.12	0.00	( 17,039.12)	143.69
TOTAL OTHER TAXES	39,000.00	0.00	0.00	56,039.12	0.00	( 17,039.12)	143.69
TOTAL TAXES	39,000.00	0.00	0.00	56,039.12	0.00	( 17,039.12)	143.69
<u>MISC &amp; OTHER</u>							
254-375-100 INTEREST	4,200.00	449.62	0.00	5,122.16	0.00	( 922.16)	121.96
TOTAL MISC & OTHER	4,200.00	449.62	0.00	5,122.16	0.00	( 922.16)	121.96
<u>TRANSFERS</u>							
254-390-000 TRANSFERS IN	0.00	0.00	0.00	0.00	0.00	0.00	0.00
TOTAL TRANSFERS	0.00	0.00	0.00	0.00	0.00	0.00	0.00
TOTAL REVENUES	43,200.00	449.62	0.00	61,161.28	0.00	( 17,961.28)	141.58

HILL COUNTY, TEXAS  
 EXPENDITURES REPORT (UNAUDITED)  
 AS OF: SEPTEMBER 30TH, 2025

254-HILL COUNTY TOURISM  
 HEALTH & HUMAN SERVICES  
 HILL COUNTY TOURISM

% OF YEAR COMPLETED: 100.00

DEPARTMENTAL EXPENDITURES	CURRENT BUDGET	CURRENT PERIOD	PRIOR YEAR PO ADJUST.	Y-T-D ACTUAL	Y-T-D ENCUMBRANCE	BUDGET BALANCE	% OF BUDGET
<u>OPERATING EXPENSES</u>							
254-5-5303-2301 DUES & MEMBERSHIPS	1,500.00	0.00	0.00	4,725.00	0.00	( 3,225.00)	315.00
254-5-5303-2305 CONTRACT SERVICES	<u>39,605.00</u>	<u>0.00</u>	<u>0.00</u>	<u>19,122.51</u>	<u>0.00</u>	<u>20,482.49</u>	<u>48.28</u>
TOTAL OPERATING EXPENSES	41,105.00	0.00	0.00	23,847.51	0.00	17,257.49	58.02
<u>SUPPLIES</u>							
254-5-5303-3110 MISCELLANEOUS	<u>500.00</u>	<u>0.00</u>	<u>0.00</u>	<u>0.00</u>	<u>0.00</u>	<u>500.00</u>	<u>0.00</u>
TOTAL SUPPLIES	500.00	0.00	0.00	0.00	0.00	500.00	0.00
<u>OTHER COSTS</u>							
254-5-5303-7201 PAYMENTS TO AGENCIES	<u>0.00</u>	<u>0.00</u>	<u>0.00</u>	<u>0.00</u>	<u>0.00</u>	<u>0.00</u>	<u>0.00</u>
TOTAL OTHER COSTS	0.00	0.00	0.00	0.00	0.00	0.00	0.00
TOTAL HILL COUNTY TOURISM	41,605.00	0.00	0.00	23,847.51	0.00	17,757.49	57.32
TOTAL HEALTH & HUMAN SERVICES	41,605.00	0.00	0.00	23,847.51	0.	0.00	57.32
TOTAL EXPENDITURES	<u>41,605.00</u>	<u>0.00</u>	<u>0.00</u>	<u>23,847.51</u>	<u>0.00</u>	<u>17,757.49</u>	<u>57.32</u>

BALANCE SHEET

AS OF: SEPTEMBER 30TH, 2025

255-COURTHOUSE SECURITY

ACCOUNT #	ACCOUNT DESCRIPTION	BALANCE	
<hr/>			
ASSETS			
<hr/>			
255-101-099	CLAIM/GENERAL POOLED CASH	15,156.28	
255-101-100	CASH	0.00	
255-101-107	CLAIM ON CSB MMIA	3,224.19	
255-102-100	INVESTMENTS	35,805.29	
255-104-100	ACCOUNTS RECEIVABLE	0.00	
255-106-000	DUE FROM OTHER FUNDS	0.00	
		<hr/>	54,185.76
			<hr/>
	TOTAL ASSETS		54,185.76
			<hr/>
LIABILITIES			
<hr/>			
255-201-000	ACCOUNTS PAYABLE	0.00	
255-201-100	A/P CREDITS WITH VENDORS	0.00	
255-206-000	DUE TO OTHER FUNDS	0.00	
255-206-105	DUE TO PAYROLL FUND	0.00	
255-206-999	DUE TO A/P CLEARING	0.00	
	TOTAL LIABILITIES	<hr/>	0.00
EQUITY			
<hr/>			
255-271-000	UNRESERVED FUND BALANCE	102,213.70	
	TOTAL BEGINNING EQUITY	102,213.70	
	TOTAL REVENUE	31,972.06	
	TOTAL EXPENSES	<hr/>	80,000.00
	TOTAL REVENUE OVER/(UNDER) EXPENSES	( 48,027.94)	
	TOTAL EQUITY & REV. OVER/(UNDER) EXP.	<hr/>	54,185.76
	TOTAL LIABILITIES, EQUITY & REV.OVER/(UNDER) EXP.		54,185.76
			<hr/>

HILL COUNTY, TEXAS  
 REVENUE REPORT (UNAUDITED)  
 AS OF: SEPTEMBER 30TH, 2025

255-COURTHOUSE SECURITY

% OF YEAR COMPLETED: 100.00

REVENUES	CURRENT BUDGET	CURRENT PERIOD	PRIOR YEAR PO ADJUST.	Y-T-D ACTUAL	Y-T-D ENCUMBRANCE	BUDGET BALANCE	% OF BUDGET
<u>FEEES</u>							
255-340-400 CO CLERK FEES	17,100.00	180.00	0.00	3,440.00	0.00	13,660.00	20.12
255-340-700 DIST CLERK FEES	9,000.00	1,574.39	0.00	16,739.09	0.00 (	7,739.09)	185.99
255-340-800 JP FEES - ALL	2,500.00	665.35	0.00	6,718.68	0.00 (	4,218.68)	268.75
255-340-901 JP HILLSBORO SPECIFIC SECURITY	100.00	99.08	0.00	878.28	0.00 (	778.28)	878.28
255-340-902 JP ITASCA SPECIFIC SECURITY	100.00	54.91	0.00	548.45	0.00 (	448.45)	548.45
255-340-903 JP MALONE SPECIFIC SECURITY	100.00	48.13	0.00	446.70	0.00 (	346.70)	446.70
255-340-904 JP WHITNEY SPECIFIC SECURITY	100.00	20.92	0.00	374.44	0.00 (	274.44)	374.44
TOTAL FEES	29,000.00	2,642.78	0.00	29,145.64	0.00 (	145.64)	100.50
<u>MISC &amp; OTHER</u>							
255-375-100 INTEREST	100.00	135.17	0.00	2,826.42	0.00 (	2,726.42)	2,826.42
TOTAL MISC & OTHER	100.00	135.17	0.00	2,826.42	0.00 (	2,726.42)	2,826.42
<u>TRANSFERS</u>							
255-390-000 TRANSFERS IN	0.00	0.00	0.00	0.00	0.00	0.00	0.00
TOTAL TRANSFERS	0.00	0.00	0.00	0.00	0.00	0.00	0.00
TOTAL REVENUES	29,100.00	2,777.95	0.00	31,972.06	0.00 (	2,872.06)	109.87

HILL COUNTY, TEXAS  
 EXPENDITURES REPORT (UNAUDITED)  
 AS OF: SEPTEMBER 30TH, 2025

255-COURTHOUSE SECURITY  
 JUSTICE SYSTEM  
 COURTHOUSE SECURITY

% OF YEAR COMPLETED: 100.00

DEPARTMENTAL EXPENDITURES	CURRENT BUDGET	CURRENT PERIOD	PRIOR YEAR PO ADJUST.	Y-T-D ACTUAL	Y-T-D ENCUMBRANCE	BUDGET BALANCE	% OF BUDGET
<u>SALARIES &amp; BENEFITS</u>							
<u>SALARIES &amp; WAGES</u>							
255-5-2101-1101 SALARY	0.00	0.00	0.00	0.00	0.00	0.00	0.00
TOTAL SALARIES & WAGES	0.00	0.00	0.00	0.00	0.00	0.00	0.00
<u>BENEFITS</u>							
255-5-2101-1201 SOCIAL SECURITY & MEDICARE	0.00	0.00	0.00	0.00	0.00	0.00	0.00
255-5-2101-1202 UNEMPLOYMENT TAX	0.00	0.00	0.00	0.00	0.00	0.00	0.00
255-5-2101-1203 RETIREMENT	0.00	0.00	0.00	0.00	0.00	0.00	0.00
255-5-2101-1204 RETIREMENT LIFE INSURANCE	0.00	0.00	0.00	0.00	0.00	0.00	0.00
255-5-2101-1205 WORKERS COMP	0.00	0.00	0.00	0.00	0.00	0.00	0.00
TOTAL OTHER TAXES	0.00	0.00	0.00	0.00	0.00	0.00	0.00
TOTAL SALARIES & BENEFITS	0.00	0.00	0.00	0.00	0.00	0.00	0.00
<u>OPERATING EXPENSES</u>							
255-5-2101-2302 TRAINING & MILEAGE REIMB	0.00	0.00	0.00	0.00	0.00	0.00	0.00
TOTAL OPERATING EXPENSES	0.00	0.00	0.00	0.00	0.00	0.00	0.00
<u>SUPPLIES</u>							
255-5-2101-3101 SUPPLIES	0.00	0.00	0.00	0.00	0.00	0.00	0.00
255-5-2101-3104 TELEPHONE	0.00	0.00	0.00	0.00	0.00	0.00	0.00
255-5-2101-3107 REPAIRS	0.00	0.00	0.00	0.00	0.00	0.00	0.00
TOTAL SUPPLIES	0.00	0.00	0.00	0.00	0.00	0.00	0.00
<u>CAPITAL OUTLAY</u>							
255-5-2101-4101 CAPITAL OUTLAY	0.00	0.00	0.00	0.00	0.00	0.00	0.00
TOTAL CAPITAL OUTLAY	0.00	0.00	0.00	0.00	0.00	0.00	0.00
<u>OTHER FINANCING (USES)</u>							
255-5-2101-9901 TRANSFERS OUT	80,000.00	0.00	0.00	80,000.00	0.00	0.00	100.00
TOTAL OTHER FINANCING (USES)	80,000.00	0.00	0.00	80,000.00	0.00	0.00	100.00
TOTAL COURTHOUSE SECURITY	80,000.00	0.00	0.00	80,000.00	0.00	0.00	100.00
TOTAL JUSTICE SYSTEM	80,000.00	0.00	0.00	80,000.00	0.00	0.00	100.00
TOTAL EXPENDITURES	80,000.00	0.00	0.00	80,000.00	0.00	0.00	100.00

BALANCE SHEET

AS OF: SEPTEMBER 30TH, 2025

257-CRIME V ASSIT/3COM W VA

ACCOUNT #	ACCOUNT DESCRIPTION	BALANCE
<hr/>		
ASSETS		
=====		
257-101-099	CLAIM/GENERAL POOLED CASH	( 5,487.71)
257-101-100	CASH	0.00
257-104-200	GRANT RECEIVABLE	8,173.24
257-108-100	PREPAID ITEMS	<u>0.00</u>
		<u>2,685.53</u>
TOTAL ASSETS		2,685.53
		=====
LIABILITIES		
=====		
257-201-000	ACCOUNTS PAYABLE	0.00
257-201-100	A/P CREDITS WITH VENDORS	0.00
257-206-000	DUE TO OTHER FUNDS	0.00
257-206-105	DUE TO PAYROLL FUND	0.00
257-206-999	DUE TO A/P CLEARING	166.60
257-208-100	ACCRUED WAGES PAYABLE	<u>2,519.79</u>
TOTAL LIABILITIES		<u>2,686.39</u>
EQUITY		
=====		
257-271-000	UNRESERVED FUND BALANCE	( 0.86)
TOTAL BEGINNING EQUITY		( 0.86)
TOTAL REVENUE		49,844.68
TOTAL EXPENSES		<u>49,844.68</u>
TOTAL REVENUE OVER/(UNDER) EXPENSES		0.00
TOTAL EQUITY & REV. OVER/(UNDER) EXP.		<u>( 0.86)</u>
TOTAL LIABILITIES, EQUITY & REV.OVER/(UNDER) EXP.		2,685.53
		=====

HILL COUNTY, TEXAS  
 REVENUE REPORT (UNAUDITED)  
 AS OF: SEPTEMBER 30TH, 2025

257-CRIME V ASSIT/3COM W VA

% OF YEAR COMPLETED: 100.00

REVENUES	CURRENT BUDGET	CURRENT PERIOD	PRIOR YEAR PO ADJUST.	Y-T-D ACTUAL	Y-T-D ENCUMBRANCE	BUDGET BALANCE	% OF BUDGET
<u>REIMBURSEMENTS</u>							
257-333-200 GRANT	49,500.00	4,084.36	0.00	49,844.68	0.00	( 344.68)	100.70
TOTAL REIMBURSEMENTS	49,500.00	4,084.36	0.00	49,844.68	0.00	( 344.68)	100.70
<u>MISC &amp; OTHER</u>							
257-375-100 INTEREST INCOME	1,750.00	0.00	0.00	0.00	0.00	1,750.00	0.00
TOTAL MISC & OTHER	1,750.00	0.00	0.00	0.00	0.00	1,750.00	0.00
<u>TRANSFERS</u>							
257-390-000 TRANSFERS IN	0.00	0.00	0.00	0.00	0.00	0.00	0.00
TOTAL TRANSFERS	0.00	0.00	0.00	0.00	0.00	0.00	0.00
<b>TOTAL REVENUES</b>	<b>51,250.00</b>	<b>4,084.36</b>	<b>0.00</b>	<b>49,844.68</b>	<b>0.00</b>	<b>1,405.32</b>	<b>97.26</b>

HILL COUNTY, TEXAS  
 EXPENDITURES REPORT (UNAUDITED)  
 AS OF: SEPTEMBER 30TH, 2025

257-CRIME V ASSIT/3COM W VA  
 HEALTH & HUMAN SERVICES  
 CRIME V ASSIST/3COM W VA

% OF YEAR COMPLETED: 100.00

DEPARTMENTAL EXPENDITURES	CURRENT BUDGET	CURRENT PERIOD	PRIOR YEAR PO ADJUST.	Y-T-D ACTUAL	Y-T-D ENCUMBRANCE	BUDGET BALANCE	% OF BUDGET
<u>SALARIES &amp; BENEFITS</u>							
<u>SALARIES &amp; WAGES</u>							
257-5-5301-1101 SALARY	0.00	0.00	0.00	0.00	0.00	0.00	0.00
257-5-5301-1104 DEPARTMENT HEAD SALARY	46,300.00	3,917.76	0.00	46,478.08	0.00 (	178.08)	100.38
257-5-5301-1155 OVERTIME WAGES	0.00	0.00	0.00	0.00	0.00	0.00	0.00
TOTAL SALARIES & WAGES	46,300.00	3,917.76	0.00	46,478.08	0.00 (	178.08)	100.38
<u>BENEFITS</u>							
257-5-5301-1201 SOCIAL SECURITY & MEDICARE	0.00	0.00	0.00	295.81	0.00 (	295.81)	0.00
257-5-5301-1202 UNEMPLOYMENT TAX	0.00	0.00	0.00	0.00	0.00	0.00	0.00
257-5-5301-1203 RETIREMENT	0.00	0.00	0.00	414.51	0.00 (	414.51)	0.00
257-5-5301-1204 RETIREMENT LIFE INSURANCE	0.00	0.00	0.00	13.91	0.00 (	13.91)	0.00
257-5-5301-1205 WORKERS COMPENSATION	0.00	0.00	0.00	0.00	0.00	0.00	0.00
257-5-5301-1209 HEALTH INSURANCE	3,200.00	0.00	0.00	2,125.77	0.00	1,074.23	66.43
TOTAL OTHER TAXES	3,200.00	0.00	0.00	2,850.00	0.00	350.00	89.06
TOTAL SALARIES & BENEFITS	49,500.00	3,917.76	0.00	49,328.08	0.00	171.92	99.65
<u>OPERATING EXPENSES</u>							
257-5-5301-2302 TRAINING & MILEAGE REIMBURS	0.00	166.60	0.00	516.60	0.00 (	516.60)	0.00
TOTAL OPERATING EXPENSES	0.00	166.60	0.00	516.60	0.00 (	516.60)	0.00
<u>SUPPLIES</u>							
257-5-5301-3101 SUPPLIES	0.00	0.00	0.00	0.00	0.00	0.00	0.00
257-5-5301-3110 MISCELLANEOUS EXPENSE	0.00	0.00	0.00	0.00	0.00	0.00	0.00
TOTAL SUPPLIES	0.00	0.00	0.00	0.00	0.00	0.00	0.00
<u>OTHER FINANCING (USES)</u>							
257-5-5301-9901 TRANSFERS OUT	0.00	0.00	0.00	0.00	0.00	0.00	0.00
TOTAL OTHER FINANCING (USES)	0.00	0.00	0.00	0.00	0.00	0.00	0.00
TOTAL CRIME V ASSIST/3COM W VA	49,500.00	4,084.36	0.00	49,844.68	0.00 (	344.68)	100.70
TOTAL HEALTH & HUMAN SERVICES	49,500.00	4,084.36	0.00	49,844.68	0.	0.00	100.70
TOTAL EXPENDITURES	49,500.00	4,084.36	0.00	49,844.68	0.00 (	344.68)	100.70

BALANCE SHEET

AS OF: SEPTEMBER 30TH, 2025

264-ELECTION CONTRACT FUND

ACCOUNT #	ACCOUNT DESCRIPTION	BALANCE	
<hr/>			
ASSETS			
=====			
264-101-099	CLAIM/GENERAL POOL CASH	24,216.05	
264-101-100	CASH	0.00	
264-104-100	ACCOUNTS RECEIVABLE	3,833.46	
264-106-000	DUE FROM OTHER FUNDS	<u>0.00</u>	
			<u>28,049.51</u>
TOTAL ASSETS			28,049.51
			=====
LIABILITIES			
=====			
264-201-000	ACCOUNTS PAYABLE	0.00	
264-201-100	A/P CREDITS WITH VENDORS	0.00	
264-206-000	DUE TO OTHER FUNDS	0.00	
264-206-105	DUE TO PAYROLL FUND	0.00	
264-206-999	DUE TO A/P CLEARING	<u>0.00</u>	
TOTAL LIABILITIES			<u>0.00</u>
EQUITY			
=====			
264-271-000	UNRESERVED FUND BALANCE	<u>26,456.41</u>	
TOTAL BEGINNING EQUITY		26,456.41	
TOTAL REVENUE		1,593.10	
TOTAL EXPENSES		<u>0.00</u>	
TOTAL REVENUE OVER/(UNDER) EXPENSES		1,593.10	
TOTAL EQUITY & REV. OVER/(UNDER) EXP.			<u>28,049.51</u>
TOTAL LIABILITIES, EQUITY & REV.OVER/(UNDER) EXP.			28,049.51
			=====

HILL COUNTY, TEXAS  
 REVENUE REPORT (UNAUDITED)  
 AS OF: SEPTEMBER 30TH, 2025

264-ELECTION CONTRACT FUND

% OF YEAR COMPLETED: 100.00

REVENUES	CURRENT BUDGET	CURRENT PERIOD	PRIOR YEAR PO ADJUST.	Y-T-D ACTUAL	Y-T-D ENCUMBRANCE	BUDGET BALANCE	% OF BUDGET
<u>MISC &amp; OTHER</u>							
264-361-101 ELECTION CONTRACT REIMB	0.00	0.00	0.00	1,500.00	0.00 (	1,500.00)	0.00
264-375-100 INTEREST	<u>0.00</u>	<u>9.88</u>	<u>0.00</u>	<u>93.10</u>	<u>0.00 (</u>	<u>93.10)</u>	<u>0.00</u>
TOTAL MISC & OTHER	0.00	9.88	0.00	1,593.10	0.00 (	1,593.10)	0.00
<hr/>							
TOTAL REVENUES	0.00	9.88	0.00	1,593.10	0.00 (	1,593.10)	0.00
<hr/>							

HILL COUNTY, TEXAS  
 EXPENDITURES REPORT (UNAUDITED)  
 AS OF: SEPTEMBER 30TH, 2025

264-ELECTION CONTRACT FUND  
 GENERAL GOVERNMENT  
 ELECTION CONTRACT FUND

% OF YEAR COMPLETED: 100.00

DEPARTMENTAL EXPENDITURES	CURRENT BUDGET	CURRENT PERIOD	PRIOR YEAR PO ADJUST.	Y-T-D ACTUAL	Y-T-D ENCUMBRANCE	BUDGET BALANCE	% OF BUDGET
<u>SALARIES &amp; BENEFITS</u>							
<u>SALARIES &amp; WAGES</u>							
264-5-1501-1109 ELECTION WORKERS	0.00	0.00	0.00	0.00	0.00	0.00	0.00
TOTAL SALARIES & WAGES	0.00	0.00	0.00	0.00	0.00	0.00	0.00
<u>BENEFITS</u>							
264-5-1501-1201 SOCIAL SECURITY & MEDICARE	0.00	0.00	0.00	0.00	0.00	0.00	0.00
TOTAL OTHER TAXES	0.00	0.00	0.00	0.00	0.00	0.00	0.00
TOTAL SALARIES & BENEFITS	0.00	0.00	0.00	0.00	0.00	0.00	0.00
<u>OPERATING EXPENSES</u>							
264-5-1501-2305 CONTRACT SERVICE	0.00	0.00	0.00	0.00	0.00	0.00	0.00
TOTAL OPERATING EXPENSES	0.00	0.00	0.00	0.00	0.00	0.00	0.00
<u>SUPPLIES</u>							
264-5-1501-3110 ELECTION EXPENSE	0.00	0.00	0.00	0.00	0.00	0.00	0.00
264-5-1501-3127 REPUBLICAN CONTRACT EXP	0.00	0.00	0.00	0.00	0.00	0.00	0.00
264-5-1501-3128 DEMOCRATIC CONTRACT EXP	0.00	0.00	0.00	0.00	0.00	0.00	0.00
TOTAL SUPPLIES	0.00	0.00	0.00	0.00	0.00	0.00	0.00
<u>OTHER FINANCING (USES)</u>							
264-5-1501-9901 TRANSFERS OUT	0.00	0.00	0.00	0.00	0.00	0.00	0.00
TOTAL OTHER FINANCING (USES)	0.00	0.00	0.00	0.00	0.00	0.00	0.00
TOTAL ELECTION CONTRACT FUND	0.00	0.00	0.00	0.00	0.00	0.00	0.00
TOTAL GENERAL GOVERNMENT	0.00	0.00	0.00	0.00	0.00	0.00	0.00
TOTAL EXPENDITURES	0.00	0.00	0.00	0.00	0.00	0.00	0.00

## BALANCE SHEET

AS OF: SEPTEMBER 30TH, 2025

265-ELECTION-MACHINE LEASE

ACCOUNT #	ACCOUNT DESCRIPTION	BALANCE	
<b>ASSETS</b>			
=====			
265-101-099	CLAIM/GENERAL POOLED CASH	30,873.69	
265-101-107	CLAIM ON CSB MMIA	12,216.69	
265-104-100	ACCOUNTS RECEIVABLE	2,100.00	
265-106-000	DUE FROM OTHER FUNDS	<u>0.00</u>	
			<u>45,190.38</u>
TOTAL ASSETS			<u>45,190.38</u>
=====			
<b>LIABILITIES</b>			
=====			
265-201-000	ACCOUNTS PAYABLE	0.00	
265-206-000	DUE TO OTHER FUNDS	0.00	
265-206-105	DUE TO PAYROLL FUND	0.00	
265-206-999	DUE TO A/P CLEARING	<u>0.00</u>	
TOTAL LIABILITIES			<u>0.00</u>
=====			
<b>EQUITY</b>			
=====			
265-271-000	UNRESERVED FUND BALANCE	<u>53,350.11</u>	
TOTAL BEGINNING EQUITY		53,350.11	
TOTAL REVENUE		1,840.27	
TOTAL EXPENSES		<u>10,000.00</u>	
TOTAL REVENUE OVER/(UNDER) EXPENSES		( 8,159.73)	
TOTAL EQUITY & REV. OVER/(UNDER) EXP.			<u>45,190.38</u>
TOTAL LIABILITIES, EQUITY & REV.OVER/(UNDER) EXP.			<u>45,190.38</u>

HILL COUNTY, TEXAS  
 REVENUE REPORT (UNAUDITED)  
 AS OF: SEPTEMBER 30TH, 2025

265-ELECTION-MACHINE LEASE

% OF YEAR COMPLETED: 100.00

REVENUES	CURRENT BUDGET	CURRENT PERIOD	PRIOR YEAR PO ADJUST.	Y-T-D ACTUAL	Y-T-D ENCUMBRANCE	BUDGET BALANCE	% OF BUDGET
<u>MISC &amp; OTHER</u>							
265-370-100 ELECTION - MACHINE RENTALS	0.00	0.00	0.00	1,600.00	0.00 (	1,600.00)	0.00
265-375-100 INTEREST	<u>160.00</u>	<u>21.62</u>	<u>0.00</u>	<u>240.27</u>	<u>0.00 (</u>	<u>80.27)</u>	<u>150.17</u>
TOTAL MISC & OTHER	160.00	21.62	0.00	1,840.27	0.00 (	1,680.27)	1,150.17
<u>TRANSFERS</u>							
265-390-000 TRANSFERS IN	<u>0.00</u>	<u>0.00</u>	<u>0.00</u>	<u>0.00</u>	<u>0.00</u>	<u>0.00</u>	<u>0.00</u>
TOTAL TRANSFERS	0.00	0.00	0.00	0.00	0.00	0.00	0.00
TOTAL REVENUES	<u>160.00</u>	<u>21.62</u>	<u>0.00</u>	<u>1,840.27</u>	<u>0.00 (</u>	<u>1,680.27)</u>	<u>1,150.17</u>

HILL COUNTY, TEXAS  
 EXPENDITURES REPORT (UNAUDITED)  
 AS OF: SEPTEMBER 30TH, 2025

265-ELECTION-MACHINE LEASE  
 GENERAL GOVERNMENT  
 ELECTION - MACHINE RENTAL

% OF YEAR COMPLETED: 100.00

DEPARTMENTAL EXPENDITURES	CURRENT BUDGET	CURRENT PERIOD	PRIOR YEAR PO ADJUST.	Y-T-D ACTUAL	Y-T-D ENCUMBRANCE	BUDGET BALANCE	% OF BUDGET
<u>OPERATING EXPENSES</u>							
265-5-1501-2303 BONDS & INSURANCE	0.00	0.00	0.00	0.00	0.00	0.00	0.00
TOTAL OPERATING EXPENSES	0.00	0.00	0.00	0.00	0.00	0.00	0.00
<u>SUPPLIES</u>							
265-5-1501-3101 OFFICE SUPPLIES	0.00	0.00	0.00	0.00	0.00	0.00	0.00
265-5-1501-3103 MAINTENANCE	10,000.00	0.00	0.00	10,000.00	0.00	0.00	100.00
265-5-1501-3110 MISCELLANEOUS	0.00	0.00	0.00	0.00	0.00	0.00	0.00
TOTAL SUPPLIES	10,000.00	0.00	0.00	10,000.00	0.00	0.00	100.00
<u>CAPITAL OUTLAY</u>							
265-5-1501-4101 CAPITAL OUTLAY	0.00	0.00	0.00	0.00	0.00	0.00	0.00
TOTAL CAPITAL OUTLAY	0.00	0.00	0.00	0.00	0.00	0.00	0.00
TOTAL ELECTION - MACHINE RENTAL	10,000.00	0.00	0.00	10,000.00	0.00	0.00	100.00
TOTAL GENERAL GOVERNMENT	10,000.00	0.00	0.00	10,000.00	0.	0.00	100.00
TOTAL EXPENDITURES	10,000.00	0.00	0.00	10,000.00	0.00	0.00	100.00

BALANCE SHEET

AS OF: SEPTEMBER 30TH, 2025

266-COUNTY HISTORICAL COMMISS

ACCOUNT #	ACCOUNT DESCRIPTION	BALANCE	
<hr/>			
ASSETS			
=====			
266-101-099	HISTORICAL COMMISSION	5,070.43	
266-104-100	ACCOUNTS RECEIVABLE	0.00	
266-106-000	DUE FROM OTHER FUNDS	0.00	
		<u>0.00</u>	
			<u>5,070.43</u>
TOTAL ASSETS			5,070.43
=====			
LIABILITIES			
=====			
266-201-000	ACCOUNTS PAYABLE	0.00	
266-206-999	DUE TO A/P CLEARING	0.00	
		<u>0.00</u>	
TOTAL LIABILITIES			<u>0.00</u>
EQUITY			
=====			
266-271-000	UNRESERVED FUND BALANCE	5,049.48	
TOTAL BEGINNING EQUITY			5,049.48
TOTAL REVENUE		20.95	
TOTAL EXPENSES		<u>0.00</u>	
TOTAL REVENUE OVER/(UNDER) EXPENSES		20.95	
TOTAL EQUITY & REV. OVER/(UNDER) EXP.			<u>5,070.43</u>
TOTAL LIABILITIES, EQUITY & REV.OVER/(UNDER) EXP.			5,070.43
=====			

HILL COUNTY, TEXAS  
 REVENUE REPORT (UNAUDITED)  
 AS OF: SEPTEMBER 30TH, 2025

266-COUNTY HISTORICAL COMMISS

% OF YEAR COMPLETED: 100.00

REVENUES	CURRENT BUDGET	CURRENT PERIOD	PRIOR YEAR PO ADJUST.	Y-T-D ACTUAL	Y-T-D ENCUMBRANCE	BUDGET BALANCE	% OF BUDGET
<u>MISC &amp; OTHER</u>							
266-370-020 DONATONS/CONTRIBUTIONS	0.00	0.00	0.00	0.00	0.00	0.00	0.00
266-372-200 FUND RAISING INCOME	0.00	0.00	0.00	0.00	0.00	0.00	0.00
266-375-100 INTEREST INCOME	<u>0.00</u>	<u>2.07</u>	<u>0.00</u>	<u>20.95</u>	<u>0.00</u>	( <u>20.95</u> )	<u>0.00</u>
TOTAL MISC & OTHER	0.00	2.07	0.00	20.95	0.00	( 20.95 )	0.00
<hr/>							
TOTAL REVENUES	0.00	2.07	0.00	20.95	0.00	( 20.95 )	0.00

HILL COUNTY, TEXAS  
 EXPENDITURES REPORT (UNAUDITED)  
 AS OF: SEPTEMBER 30TH, 2025

266-COUNTY HISTORICAL COMMISS  
 COMMUNITY&ECONOMIC DEVEL  
 Co Historical Commission

% OF YEAR COMPLETED: 100.00

DEPARTMENTAL EXPENDITURES	CURRENT BUDGET	CURRENT PERIOD	PRIOR YEAR PO ADJUST.	Y-T-D ACTUAL	Y-T-D ENCUMBRANCE	BUDGET BALANCE	% OF BUDGET
<u>OPERATING EXPENSES</u>							
266-5-6301-2302 Travel Expenses	0.00	0.00	0.00	0.00	0.00	0.00	0.00
266-5-6301-2305 Contract Services/Honoraria	0.00	0.00	0.00	0.00	0.00	0.00	0.00
TOTAL OPERATING EXPENSES	0.00	0.00	0.00	0.00	0.00	0.00	0.00
<u>SUPPLIES</u>							
266-5-6301-3101 Supplies	0.00	0.00	0.00	0.00	0.00	0.00	0.00
266-5-6301-3102 Postage	0.00	0.00	0.00	0.00	0.00	0.00	0.00
266-5-6301-3110 Miscellaneous	0.00	0.00	0.00	0.00	0.00	0.00	0.00
TOTAL SUPPLIES	0.00	0.00	0.00	0.00	0.00	0.00	0.00
<u>OTHER COSTS</u>							
266-5-6301-7201 Payments to Agencies	0.00	0.00	0.00	0.00	0.00	0.00	0.00
TOTAL OTHER COSTS	0.00	0.00	0.00	0.00	0.00	0.00	0.00
TOTAL Co Historical Commission	0.00	0.00	0.00	0.00	0.00	0.00	0.00
TOTAL COMMUNITY&ECONOMIC DEVEL	0.00	0.00	0.00	0.00	0.	0.00	0.00
TOTAL EXPENDITURES	0.00	0.00	0.00	0.00	0.00	0.00	0.00

BALANCE SHEET

AS OF: SEPTEMBER 30TH, 2025

268-CC-COURT PRESERVATION

ACCOUNT #	ACCOUNT DESCRIPTION	BALANCE	
<hr/>			
<b>ASSETS</b>			
<b>=====</b>			
268-101-099	CLAIM ON CASH/GENERAL	6,009.06	
268-102-100	INVESTMENTS	0.00	
268-104-100	ACCOUNTS RECEIVABLE	0.00	
268-106-000	DUE FROM OTHER FUNDS	0.00	
		<u>0.00</u>	
			<u>6,009.06</u>
TOTAL ASSETS			6,009.06
<hr/>			
<b>LIABILITIES</b>			
<b>=====</b>			
268-201-000	ACCOUNTS PAYABLE	0.00	
268-206-999	DUE TO A/P CLEARING	0.00	
	TOTAL LIABILITIES	<u>0.00</u>	
<b>EQUITY</b>			
<b>=====</b>			
268-271-000	UNRESERVED FUND BALANCE	<u>5,984.24</u>	
	TOTAL BEGINNING EQUITY	5,984.24	
TOTAL REVENUE		24.82	
TOTAL EXPENSES		<u>0.00</u>	
TOTAL REVENUE OVER/(UNDER) EXPENSES		24.82	
TOTAL EQUITY & REV. OVER/(UNDER) EXP.		<u>6,009.06</u>	
TOTAL LIABILITIES, EQUITY & REV.OVER/(UNDER) EXP.			<u>6,009.06</u>

HILL COUNTY, TEXAS  
 REVENUE REPORT (UNAUDITED)  
 AS OF: SEPTEMBER 30TH, 2025

268-CC-COURT PRESERVATION

% OF YEAR COMPLETED: 100.00

REVENUES	CURRENT BUDGET	CURRENT PERIOD	PRIOR YEAR PO ADJUST.	Y-T-D ACTUAL	Y-T-D ENCUMBRANCE	BUDGET BALANCE	% OF BUDGET
<u>FEEES</u>							
268-340-400 CO CLERK FEES	0.00	0.00	0.00	0.00	0.00	0.00	0.00
TOTAL FEES	0.00	0.00	0.00	0.00	0.00	0.00	0.00
<u>MISC &amp; OTHER</u>							
268-375-100 INTEREST INCOME	15.00	2.45	0.00	24.82	0.00 (	9.82)	165.47
TOTAL MISC & OTHER	15.00	2.45	0.00	24.82	0.00 (	9.82)	165.47
<u>TRANSFERS</u>							
268-390-000 TRANSFERS IN	0.00	0.00	0.00	0.00	0.00	0.00	0.00
TOTAL TRANSFERS	0.00	0.00	0.00	0.00	0.00	0.00	0.00
TOTAL REVENUES	15.00	2.45	0.00	24.82	0.00 (	9.82)	165.47

HILL COUNTY, TEXAS  
 EXPENDITURES REPORT (UNAUDITED)  
 AS OF: SEPTEMBER 30TH, 2025

268-CC-COURT PRESERVATION  
 GENERAL GOVERNMENT  
 CC - COURT PRESERVATION

% OF YEAR COMPLETED: 100.00

DEPARTMENTAL EXPENDITURES	CURRENT BUDGET	CURRENT PERIOD	PRIOR YEAR PO ADJUST.	Y-T-D ACTUAL	Y-T-D ENCUMBRANCE	BUDGET BALANCE	% OF BUDGET
<u>OPERATING EXPENSES</u>							
268-5-1109-2305 CONTRACT SERVICES	1,500.00	0.00	0.00	0.00	0.00	1,500.00	0.00
TOTAL OPERATING EXPENSES	1,500.00	0.00	0.00	0.00	0.00	1,500.00	0.00
<u>SUPPLIES</u>							
268-5-1109-3101 SUPPLIES	0.00	0.00	0.00	0.00	0.00	0.00	0.00
268-5-1109-3110 MISCELLANEOUS	0.00	0.00	0.00	0.00	0.00	0.00	0.00
TOTAL SUPPLIES	0.00	0.00	0.00	0.00	0.00	0.00	0.00
TOTAL CC - COURT PRESERVATION	1,500.00	0.00	0.00	0.00	0.00	1,500.00	0.00
TOTAL GENERAL GOVERNMENT	1,500.00	0.00	0.00	0.00	0.	0.00	0.00
TOTAL EXPENDITURES	1,500.00	0.00	0.00	0.00	0.00	1,500.00	0.00

BALANCE SHEET

AS OF: SEPTEMBER 30TH, 2025

270-COUNTY SPECIALTY COURT

ACCOUNT #	ACCOUNT DESCRIPTION	BALANCE	
<hr/>			
ASSETS			
=====			
270-101-099	CLAIM/GENERAL POOLED	53,076.57	
270-102-100	INVESTMENTS	0.00	
270-106-000	DUE FROM OTHER FUNDS	0.00	
		<u>0.00</u>	
			<u>53,076.57</u>
TOTAL ASSETS			53,076.57
=====			
LIABILITIES			
=====			
270-201-000	ACCOUNTS PAYABLE	0.00	
270-206-000	DUE TO OTHER FUNDS	0.00	
270-206-105	DUE TO PAYROLL FUND	0.00	
270-206-999	DUE TO A/P CLEARING	0.00	
		<u>0.00</u>	
TOTAL LIABILITIES			<u>0.00</u>
EQUITY			
=====			
270-271-000	UNRESERVED FUND BALANCE	48,674.09	
TOTAL BEGINNING EQUITY		48,674.09	
TOTAL REVENUE		7,366.78	
TOTAL EXPENSES		<u>2,964.30</u>	
TOTAL REVENUE OVER/(UNDER) EXPENSES		4,402.48	
TOTAL EQUITY & REV. OVER/(UNDER) EXP.			<u>53,076.57</u>
TOTAL LIABILITIES, EQUITY & REV.OVER/(UNDER) EXP.			53,076.57
=====			

HILL COUNTY, TEXAS  
 REVENUE REPORT (UNAUDITED)  
 AS OF: SEPTEMBER 30TH, 2025

270-COUNTY SPECIALTY COURT

% OF YEAR COMPLETED: 100.00

REVENUES	CURRENT BUDGET	CURRENT PERIOD	PRIOR YEAR PO ADJUST.	Y-T-D ACTUAL	Y-T-D ENCUMBRANCE	BUDGET BALANCE	% OF BUDGET
<u>FEEES</u>							
270-340-700 DC - SPECIALTY COURT FEES	7,500.00	479.84	0.00	7,155.84	0.00	344.16	95.41
TOTAL FEES	7,500.00	479.84	0.00	7,155.84	0.00	344.16	95.41
<u>MISC &amp; OTHER</u>							
270-375-100 INTEREST INCOME	96.00	21.55	0.00	210.94	0.00	( 114.94)	219.73
TOTAL MISC & OTHER	96.00	21.55	0.00	210.94	0.00	( 114.94)	219.73
TOTAL REVENUES	7,596.00	501.39	0.00	7,366.78	0.00	229.22	96.98

HILL COUNTY, TEXAS  
 EXPENDITURES REPORT (UNAUDITED)  
 AS OF: SEPTEMBER 30TH, 2025

270-COUNTY SPECIALTY COURT  
 JUSTICE SYSTEM  
 COUNTY SPECIALTY COURT

% OF YEAR COMPLETED: 100.00

DEPARTMENTAL EXPENDITURES	CURRENT BUDGET	CURRENT PERIOD	PRIOR YEAR PO ADJUST.	Y-T-D ACTUAL	Y-T-D ENCUMBRANCE	BUDGET BALANCE	% OF BUDGET
<u>OPERATING EXPENSES</u>							
270-5-2304-2302 TRAINING & MILEAGE REIMB	0.00	0.00	0.00	2,964.30	0.00	( 2,964.30)	0.00
270-5-2304-2401 DETENTION	4,000.00	0.00	0.00	0.00	0.00	4,000.00	0.00
270-5-2304-2404 RESIDENTIAL SERVICES	0.00	0.00	0.00	0.00	0.00	0.00	0.00
TOTAL OPERATING EXPENSES	4,000.00	0.00	0.00	2,964.30	0.00	1,035.70	74.11
<u>SUPPLIES</u>							
270-5-2304-3101 SUPPLIES	1,400.00	0.00	0.00	0.00	0.00	1,400.00	0.00
TOTAL SUPPLIES	1,400.00	0.00	0.00	0.00	0.00	1,400.00	0.00
<u>OTHER FINANCING (USES)</u>							
270-5-2304-9901 TRANSFERS OUT	0.00	0.00	0.00	0.00	0.00	0.00	0.00
TOTAL OTHER FINANCING (USES)	0.00	0.00	0.00	0.00	0.00	0.00	0.00
TOTAL COUNTY SPECIALTY COURT	5,400.00	0.00	0.00	2,964.30	0.00	2,435.70	54.89
TOTAL JUSTICE SYSTEM	5,400.00	0.00	0.00	2,964.30	0.	0.00	54.89
TOTAL EXPENDITURES	5,400.00	0.00	0.00	2,964.30	0.00	2,435.70	54.89

**JUVENILE  
& ADULT  
PROBATION**

# JUVENILE PROBATION

275-CO JUV PROB TJPC (89)

ACCOUNT #	ACCOUNT DESCRIPTION	BALANCE	
<u>ASSETS</u>			
=====			
275-101-097	CLAIM/JUVENILE POOLED	348,685.96	
275-101-100	CASH	0.00	
275-102-100	INVESTMENTS	0.00	
275-104-100	ACCOUNTS RECEIVABLE	3.97	
275-106-000	DUE FROM OTHER FUNDS	2,253.50	
275-108-100	PREPAID ITEMS	0.00	
		<u>350,943.43</u>	
			<u>350,943.43</u>
=====			
<u>LIABILITIES</u>			
=====			
275-201-000	ACCOUNTS PAYABLE	1,350.00	
275-201-100	A/P CREDITS WITH VENDORS	0.00	
275-206-000	DUE TO OTHER FUNDS	0.00	
275-206-105	DUE TO PAYROLL FUND	0.00	
275-206-999	DUE TO A/P CLEARING	11,168.18	
275-208-100	ACCRUED WAGES PAYABLE	17,675.67	
	TOTAL LIABILITIES	<u>30,193.85</u>	
<u>EQUITY</u>			
=====			
275-271-000	UNRESERVED FUND BALANCE	208,664.09	
	TOTAL BEGINNING EQUITY	<u>208,664.09</u>	
	TOTAL REVENUE	258,683.96	
	TOTAL EXPENSES	<u>146,598.47</u>	
	TOTAL REVENUE OVER/(UNDER) EXPENSES	112,085.49	
	TOTAL EQUITY & REV. OVER/(UNDER) EXP.	<u>320,749.58</u>	
	TOTAL LIABILITIES, EQUITY & REV.OVER/(UNDER) EXP.		<u>350,943.43</u>
=====			

HILL COUNTY, TEXAS  
 REVENUE REPORT (UNAUDITED)  
 AS OF: SEPTEMBER 30TH, 2025

275-CO JUV PROB TJPC (89)

% OF YEAR COMPLETED: 100.00

REVENUES	CURRENT BUDGET	CURRENT PERIOD	PRIOR YEAR PO ADJUST.	Y-T-D ACTUAL	Y-T-D ENCUMBRANCE	BUDGET BALANCE	% OF BUDGET
<b>FEES</b>							
275-340-700 Juv Case Manager 102.0174	0.00	1,022.57	0.00	9,364.13	0.00 (	9,364.13)	0.00
275-340-701 TRUANCY PREVENTION -TRU	0.00	0.00	0.00	0.00	0.00 (	0.00)	0.00
275-340-800 JP Fees - JPO Funding	0.00	0.00	0.00	0.70	0.00 (	0.70)	0.00
275-345-100 DRUG TESTS	0.00	0.00	0.00	0.00	0.00 (	0.00)	0.00
<b>TOTAL FEES</b>	<b>0.00</b>	<b>1,022.57</b>	<b>0.00</b>	<b>9,364.83</b>	<b>0.00 (</b>	<b>9,364.83)</b>	<b>0.00</b>
<b>MISC &amp; OTHER</b>							
275-360-200 MEALS	0.00	0.00	0.00	0.00	0.00 (	0.00)	0.00
275-370-300 INSURANCE PROCEEDS	0.00	7,609.12	0.00	9,862.62	0.00 (	9,862.62)	0.00
275-370-350 DETENTION REIMBURSEMENTS	0.00	0.00	0.00	19,997.00	0.00 (	19,997.00)	0.00
275-370-500 MISCELLANEOUS INCOME	0.00	0.00	0.00	24,198.32	0.00 (	24,198.32)	0.00
275-375-100 INTEREST	0.00	230.66	0.00	2,761.19	0.00 (	2,761.19)	0.00
<b>TOTAL MISC &amp; OTHER</b>	<b>0.00</b>	<b>7,839.78</b>	<b>0.00</b>	<b>56,819.13</b>	<b>0.00 (</b>	<b>56,819.13)</b>	<b>0.00</b>
<b>TRANSFERS</b>							
275-390-000 TRANSFERS IN	0.00	0.00	0.00	192,500.00	0.00 (	192,500.00)	0.00
<b>TOTAL TRANSFERS</b>	<b>0.00</b>	<b>0.00</b>	<b>0.00</b>	<b>192,500.00</b>	<b>0.00 (</b>	<b>192,500.00)</b>	<b>0.00</b>
<b>TOTAL REVENUES</b>	<b>0.00</b>	<b>8,862.35</b>	<b>0.00</b>	<b>258,683.96</b>	<b>0.00 (</b>	<b>258,683.96)</b>	<b>0.00</b>

HILL COUNTY, TEXAS  
 EXPENDITURES REPORT (UNAUDITED)  
 AS OF: SEPTEMBER 30TH, 2025

275-CO JUV PROB TJPC (89)  
 JUSTICE SYSTEM  
 CO JUV PROB TJPC (89)

% OF YEAR COMPLETED: 100.00

DEPARTMENTAL EXPENDITURES	CURRENT BUDGET	CURRENT PERIOD	PRIOR YEAR PO ADJUST.	Y-T-D ACTUAL	Y-T-D ENCUMBRANCE	BUDGET BALANCE	% OF BUDGET
<u>SALARIES &amp; BENEFITS</u>							
<u>SALARIES &amp; WAGES</u>							
275-5-2304-1104 DEPT HEAD SALARY	0.00	0.00	0.00	0.00	0.00	0.00	0.00
275-5-2304-1105 STAFF WAGES	0.00	0.00	0.00	0.00	0.00	0.00	0.00
275-5-2304-1113 CELLPHONE SUPPLEMENT	0.00	46.14	0.00	1,107.36	0.00	( 1,107.36)	0.00
275-5-2304-1121 ISP OFFICER SALARY	0.00	0.00	0.00	0.00	0.00	0.00	0.00
275-5-2304-1122 LONGEVITY PAY	0.00	0.00	0.00	5,600.00	0.00	( 5,600.00)	0.00
TOTAL SALARIES & WAGES	0.00	46.14	0.00	6,707.36	0.00	( 6,707.36)	0.00
<u>BENEFITS</u>							
275-5-2304-1201 SOCIAL SECURITY & MEDICARE	0.00	7.70	0.00	512.96	0.00	( 512.96)	0.00
275-5-2304-1202 UNEMPLOYMENT TAX	0.00	0.00	0.00	25.32	0.00	( 25.32)	0.00
275-5-2304-1203 RETIREMENT	0.00	10.30	0.00	680.18	0.00	( 680.18)	0.00
275-5-2304-1204 RETIREMENT LIFE INSURANCE	0.00	0.26	0.00	22.13	0.00	( 22.13)	0.00
275-5-2304-1205 WORKERS COMP	0.00	8.12	0.00	32.28	0.00	( 32.28)	0.00
275-5-2304-1209 HEALTH INSURANCE	0.00	15.05	0.00	148.96	0.00	( 148.96)	0.00
275-5-2304-1290 ALLOCATED FRINGE BENEFITS	0.00	0.00	0.00	0.00	0.00	0.00	0.00
TOTAL OTHER TAXES	0.00	41.43	0.00	1,421.83	0.00	( 1,421.83)	0.00
TOTAL SALARIES & BENEFITS	0.00	87.57	0.00	8,129.19	0.00	( 8,129.19)	0.00
<u>OPERATING EXPENSES</u>							
275-5-2304-2101 PURCHASED PROFESSIONAL SERV	0.00	0.00	0.00	5,500.00	0.00	( 5,500.00)	0.00
275-5-2304-2302 TRAINING & MILEAGE REIMBURS	0.00	305.00	0.00	2,155.03	0.00	( 2,155.03)	0.00
275-5-2304-2303 BONDS & INSURANCE	0.00	0.00	0.00	2,927.81	0.00	( 2,927.81)	0.00
275-5-2304-2305 CONTRACT SERVICES	0.00	250.00	0.00	250.00	0.00	( 250.00)	0.00
275-5-2304-2315 BANK SERVICE CHARGES	0.00	0.00	0.00	0.00	0.00	0.00	0.00
275-5-2304-2401 DETENTION	0.00	8,550.00	0.00	57,645.86	0.00	( 57,645.86)	0.00
275-5-2304-2402 MEDICAL EXPENSE	0.00	0.00	0.00	427.04	0.00	( 427.04)	0.00
275-5-2304-2403 PSYCHOLOGICAL EVALUATIONS	0.00	0.00	0.00	( 756.00)	0.00	756.00	0.00
275-5-2304-2404 RESIDENTIAL SERVICES	0.00	0.00	0.00	0.00	0.00	0.00	0.00
TOTAL OPERATING EXPENSES	0.00	9,105.00	0.00	68,149.74	0.00	( 68,149.74)	0.00
<u>SUPPLIES</u>							
275-5-2304-3101 SUPPLIES	0.00	531.14	0.00	12,019.90	0.00	( 12,019.90)	0.00
275-5-2304-3102 POSTAGE	0.00	0.00	0.00	121.71	0.00	( 121.71)	0.00
275-5-2304-3103 MACHINE & EQUIP RENTAL	0.00	424.02	0.00	3,311.98	0.00	( 3,311.98)	0.00
275-5-2304-3104 TELEPHONE	0.00	0.00	0.00	0.00	0.00	0.00	0.00
275-5-2304-3107 REPAIRS	0.00	982.90	0.00	26,647.27	0.00	( 26,647.27)	0.00
275-5-2304-3110 MISCELLANEOUS	0.00	794.89	0.00	15,609.35	0.00	( 15,609.35)	0.00
275-5-2304-3202 FUEL	0.00	292.01	0.00	2,734.33	0.00	( 2,734.33)	0.00
TOTAL SUPPLIES	0.00	3,024.96	0.00	60,444.54	0.00	( 60,444.54)	0.00

HILL COUNTY, TEXAS  
 EXPENDITURES REPORT (UNAUDITED)  
 AS OF: SEPTEMBER 30TH, 2025

275-CO JUV PROB TJPC (89)  
 JUSTICE SYSTEM  
 CO JUV PROB TJPC (89)

% OF YEAR COMPLETED: 100.00

DEPARTMENTAL EXPENDITURES	CURRENT BUDGET	CURRENT PERIOD	PRIOR YEAR PO ADJUST.	Y-T-D ACTUAL	Y-T-D ENCUMBRANCE	BUDGET BALANCE	% OF BUDGET
<u>CAPITAL OUTLAY</u>							
275-5-2304-4101 CAPITAL OUTLAY	0.00	0.00	0.00	9,875.00	0.00	( 9,875.00)	0.00
TOTAL CAPITAL OUTLAY	0.00	0.00	0.00	9,875.00	0.00	( 9,875.00)	0.00
<u>OTHER FINANCING (USES)</u>							
275-5-2304-9901 TRANSFERS OUT	0.00	0.00	0.00	0.00	0.00	0.00	0.00
TOTAL OTHER FINANCING (USES)	0.00	0.00	0.00	0.00	0.00	0.00	0.00
TOTAL CO JUV PROB TJPC (89)	0.00	12,217.53	0.00	146,598.47	0.00	( 146,598.47)	0.00

HILL COUNTY, TEXAS  
 EXPENDITURES REPORT (UNAUDITED)  
 AS OF: SEPTEMBER 30TH, 2025

275-CO JUV PROB TJPC (89)  
 JUSTICE SYSTEM  
 JPO SALARY DEPT

% OF YEAR COMPLETED: 100.00

DEPARTMENTAL EXPENDITURES	CURRENT BUDGET	CURRENT PERIOD	PRIOR YEAR PO ADJUST.	Y-T-D ACTUAL	Y-T-D ENCUMBRANCE	BUDGET BALANCE	% OF BUDGET
<b>SALARIES &amp; BENEFITS</b>							
<b>SALARIES &amp; WAGES</b>							
275-5-2310-1104 SALARY & WAGES - JPO CHIEF	0.00	8,604.64	0.00	94,702.48	0.00 (	94,702.48)	0.00
275-5-2310-1105 SALARY & WAGES - JANA/BUCK	0.00	5,394.40	0.00	59,382.11	0.00 (	59,382.11)	0.00
275-5-2310-1106 SALARY & WAGES - PETTIS	0.00	4,465.12	0.00	49,139.72	0.00 (	49,139.72)	0.00
275-5-2310-1107 SALARY & WAGES -WELLS	0.00	4,762.56	0.00	67,384.74	0.00 (	67,384.74)	0.00
275-5-2310-1109 SAL & WAGES - RODRIGUEZ	0.00	4,230.75	0.00	4,230.75	0.00 (	4,230.75)	0.00
275-5-2310-1113 CELL PHONE ALLOWANCE	0.00	0.00	0.00	0.00	0.00	0.00	0.00
275-5-2310-1155 OVERTIME WAGES	0.00	0.00	0.00	0.00	0.00	0.00	0.00
275-5-2310-1190 SALARY ALLOCATION	0.00	( 27,457.47)	0.00	( 274,839.80)	0.00	274,839.80	0.00
TOTAL SALARIES & WAGES	0.00	0.00	0.00	0.00	0.00	0.00	0.00
<b>BENEFITS</b>							
275-5-2310-1201 SOCIAL SECURITY & MEDICARE	0.00	2,075.26	0.00	20,880.22	0.00 (	20,880.22)	0.00
275-5-2310-1202 UNEMPLOYMENT TAX	0.00	117.66	0.00	448.25	0.00 (	448.25)	0.00
275-5-2310-1203 RETIREMENT	0.00	2,780.20	0.00	27,858.40	0.00 (	27,858.40)	0.00
275-5-2310-1204 RETIREMENT LIFE	0.00	76.95	0.00	808.43	0.00 (	808.43)	0.00
275-5-2310-1205 WORKERS COMP	0.00	344.90	0.00	1,379.60	0.00 (	1,379.60)	0.00
275-5-2310-1209 HEALTH INSURANCE	0.00	4,109.58	0.00	34,459.67	0.00 (	34,459.67)	0.00
275-5-2310-1290 BENEFITS ALLOCATION	0.00	( 9,504.55)	0.00	( 85,834.57)	0.00	85,834.57	0.00
TOTAL OTHER TAXES	0.00	0.00	0.00	0.00	0.00	0.00	0.00
<b>TOTAL SALARIES &amp; BENEFITS</b>	0.00	0.00	0.00	0.00	0.00	0.00	0.00
<b>TOTAL JPO SALARY DEPT</b>	0.00	0.00	0.00	0.00	0.00	0.00	0.00
<b>TOTAL JUSTICE SYSTEM</b>	0.00	12,217.53	0.00	146,598.47	0.	0.00	0.00
<b>TOTAL EXPENDITURES</b>	0.00	12,217.53	0.00	146,598.47	0.00 (	146,598.47)	0.00

BALANCE SHEET

AS OF: SEPTEMBER 30TH, 2025

276-JUV TUITION ACCT

ACCOUNT #	ACCOUNT DESCRIPTION	BALANCE
<u>ASSETS</u>		
=====		
276-101-097	CLAIM/JUVENILE POOLED	94,514.32
276-101-100	CASH	0.00
276-104-100	ACCOUNTS RECEIVABLE	0.00
276-106-000	DUE FROM OTHER FUNDS	0.00
276-108-100	PREPAID ITEMS	0.00
		<u>94,514.32</u>
TOTAL ASSETS		94,514.32
=====		
<u>LIABILITIES</u>		
=====		
276-201-000	ACCOUNTS PAYABLE	0.00
276-201-100	A/P CREDITS WITH VENDORS	0.00
276-206-000	DUE TO OTHER FUNDS	0.00
276-206-105	DUE TO PAYROLL FUND	0.00
276-206-999	DUE TO A/P CLEARING	195.20
276-208-100	ACCRUED WAGES PAYABLE	6.78
TOTAL LIABILITIES		<u>201.98</u>
<u>EQUITY</u>		
=====		
276-271-000	UNRESERVED FUND BALANCE	139,555.32
TOTAL BEGINNING EQUITY		139,555.32
TOTAL REVENUE		32,800.00
TOTAL EXPENSES		<u>78,042.98</u>
TOTAL REVENUE OVER/(UNDER) EXPENSES		( 45,242.98)
TOTAL EQUITY & REV. OVER/(UNDER) EXP.		<u>94,312.34</u>
TOTAL LIABILITIES, EQUITY & REV.OVER/(UNDER) EXP.		94,514.32
=====		

HILL COUNTY, TEXAS  
 REVENUE REPORT (UNAUDITED)  
 AS OF: SEPTEMBER 30TH, 2025

276-JUV TUITION ACCT

% OF YEAR COMPLETED: 100.00

REVENUES	CURRENT BUDGET	CURRENT PERIOD	PRIOR YEAR PO ADJUST.	Y-T-D ACTUAL	Y-T-D ENCUMBRANCE	BUDGET BALANCE	% OF BUDGET
<u>REIMBURSEMENTS</u>							
276-333-200 STATE PAYMENTS	0.00	0.00	0.00	0.00	0.00	0.00	0.00
TOTAL REIMBURSEMENTS	0.00	0.00	0.00	0.00	0.00	0.00	0.00
<u>FEEES</u>							
276-348-000 TUITION	0.00	9,100.00	0.00	32,800.00	0.00	( 32,800.00)	0.00
TOTAL FEES	0.00	9,100.00	0.00	32,800.00	0.00	( 32,800.00)	0.00
<u>MISC &amp; OTHER</u>							
276-370-020 DONATIONS	0.00	0.00	0.00	0.00	0.00	0.00	0.00
276-370-500 MISCELLANEOUS INCOME	0.00	0.00	0.00	0.00	0.00	0.00	0.00
276-375-100 INTEREST INCOME	0.00	0.00	0.00	0.00	0.00	0.00	0.00
276-379-100 SALE OF FIXED ASSETS	0.00	0.00	0.00	0.00	0.00	0.00	0.00
TOTAL MISC & OTHER	0.00	0.00	0.00	0.00	0.00	0.00	0.00
<u>TRANSFERS</u>							
276-390-000 TRANSFERS IN	0.00	0.00	0.00	0.00	0.00	0.00	0.00
TOTAL TRANSFERS	0.00	0.00	0.00	0.00	0.00	0.00	0.00
<hr/>							
TOTAL REVENUES	0.00	9,100.00	0.00	32,800.00	0.00	( 32,800.00)	0.00

HILL COUNTY, TEXAS  
 EXPENDITURES REPORT (UNAUDITED)  
 AS OF: SEPTEMBER 30TH, 2025

276-JUV TUITION ACCT  
 JUSTICE SYSTEM  
 JUV TUITION ACCT

% OF YEAR COMPLETED: 100.00

DEPARTMENTAL EXPENDITURES	CURRENT BUDGET	CURRENT PERIOD	PRIOR YEAR PO ADJUST.	Y-T-D ACTUAL	Y-T-D ENCUMBRANCE	BUDGET BALANCE	% OF BUDGET
<b>SALARIES &amp; BENEFITS</b>							
<b>SALARIES &amp; WAGES</b>							
276-5-2310-1104 SALARY-DEPT HEAD	0.00	0.00	0.00	3,723.22	0.00 (	3,723.22)	0.00
276-5-2310-1105 STAFF WAGES	0.00	1,629.61	0.00	31,141.85	0.00 (	31,141.85)	0.00
276-5-2310-1113 CELL PHONE SUPPLEMENT	0.00	30.76	0.00	799.76	0.00 (	799.76)	0.00
276-5-2310-1122 COUNTY LONGEVITY PAY	0.00	0.00	0.00	375.00	0.00 (	375.00)	0.00
276-5-2310-1155 OVERTIME WAGES	0.00	0.00	0.00	0.00	0.00	0.00	0.00
<b>TOTAL SALARIES &amp; WAGES</b>	<b>0.00</b>	<b>1,660.37</b>	<b>0.00</b>	<b>36,039.83</b>	<b>0.00 (</b>	<b>36,039.83)</b>	<b>0.00</b>
<b>BENEFITS</b>							
276-5-2310-1201 SOCIAL SECURITY & MEDICARE	0.00	5.12	0.00	1,201.62	0.00 (	1,201.62)	0.00
276-5-2310-1202 UNEMPLOYMENT TAX	0.00	0.00	0.00	63.38	0.00 (	63.38)	0.00
276-5-2310-1203 RETIREMENT	0.00	6.86	0.00	1,611.86	0.00 (	1,611.86)	0.00
276-5-2310-1204 RETIREMENT LIFE INSURANCE	0.00	0.32	0.00	42.60	0.00 (	42.60)	0.00
276-5-2310-1205 WORKERS COMP	0.00	0.00	0.00	25.25	0.00 (	25.25)	0.00
276-5-2310-1209 HEALTH INSURANCE	0.00	685.64	0.00	5,067.95	0.00 (	5,067.95)	0.00
276-5-2310-1290 ALLOCATED FRINGE BENEFIT	0.00	586.49	0.00	4,226.84	0.00 (	4,226.84)	0.00
<b>TOTAL OTHER TAXES</b>	<b>0.00</b>	<b>1,284.43</b>	<b>0.00</b>	<b>12,239.50</b>	<b>0.00 (</b>	<b>12,239.50)</b>	<b>0.00</b>
<b>TOTAL SALARIES &amp; BENEFITS</b>	<b>0.00</b>	<b>2,944.80</b>	<b>0.00</b>	<b>48,279.33</b>	<b>0.00 (</b>	<b>48,279.33)</b>	<b>0.00</b>
<b>OPERATING EXPENSES</b>							
276-5-2310-2302 TRAINING & MILEAGE REIMBURS	0.00	0.00	0.00	7,254.46	0.00 (	7,254.46)	0.00
276-5-2310-2305 CONTRACT SERVICES	0.00	0.00	0.00	12,390.00	0.00 (	12,390.00)	0.00
276-5-2310-2402 MEDICAL EXPENSE	0.00	0.00	0.00	0.00	0.00	0.00	0.00
276-5-2310-2403 PSYCH EVALUATIONS	0.00	0.00	0.00	0.00	0.00	0.00	0.00
<b>TOTAL OPERATING EXPENSES</b>	<b>0.00</b>	<b>0.00</b>	<b>0.00</b>	<b>19,644.46</b>	<b>0.00 (</b>	<b>19,644.46)</b>	<b>0.00</b>
<b>SUPPLIES</b>							
276-5-2310-3101 SUPPLIES	0.00	135.20	0.00	6,178.84	0.00 (	6,178.84)	0.00
276-5-2310-3110 MISCELLANEOUS	0.00	60.00	0.00	3,940.35	0.00 (	3,940.35)	0.00
<b>TOTAL SUPPLIES</b>	<b>0.00</b>	<b>195.20</b>	<b>0.00</b>	<b>10,119.19</b>	<b>0.00 (</b>	<b>10,119.19)</b>	<b>0.00</b>
<b>CAPITAL OUTLAY</b>							
276-5-2310-4101 CAPITAL OUTLAY	0.00	0.00	0.00	0.00	0.00	0.00	0.00
276-5-2310-4102 OFFICE EQUIPMENT (DONATIONS)	0.00	0.00	0.00	0.00	0.00	0.00	0.00
<b>TOTAL CAPITAL OUTLAY</b>	<b>0.00</b>	<b>0.00</b>	<b>0.00</b>	<b>0.00</b>	<b>0.00</b>	<b>0.00</b>	<b>0.00</b>
<b>OTHER FINANCING (USES)</b>							
276-5-2310-9901 TRANSFERS OUT	0.00	0.00	0.00	0.00	0.00	0.00	0.00
<b>TOTAL OTHER FINANCING (USES)</b>	<b>0.00</b>	<b>0.00</b>	<b>0.00</b>	<b>0.00</b>	<b>0.00</b>	<b>0.00</b>	<b>0.00</b>
<b>TOTAL JUV TUITION ACCT</b>	<b>0.00</b>	<b>3,140.00</b>	<b>0.00</b>	<b>78,042.98</b>	<b>0.00 (</b>	<b>78,042.98)</b>	<b>0.00</b>
<b>TOTAL JUSTICE SYSTEM</b>	<b>0.00</b>	<b>3,140.00</b>	<b>0.00</b>	<b>78,042.98</b>	<b>0.</b>	<b>0.00</b>	<b>0.00</b>
<b>TOTAL EXPENDITURES</b>	<b>0.00</b>	<b>3,140.00</b>	<b>0.00</b>	<b>78,042.98</b>	<b>0.00 (</b>	<b>78,042.98)</b>	<b>0.00</b>

BALANCE SHEET

AS OF: SEPTEMBER 30TH, 2025

277-JUV STATE AID-GRANT R

ACCOUNT #	ACCOUNT DESCRIPTION	BALANCE	
<hr/>			
<b>ASSETS</b>			
=====			
277-101-097	CLAIM/JUVENILE POOLED	( 12,167.70)	
277-101-100	CASH	0.00	
277-104-300	STATE FUNDS RECEIVABLE	17,167.70	
277-106-000	DUE FROM OTHER FUNDS	<u>0.00</u>	
			<u>5,000.00</u>
TOTAL ASSETS			5,000.00
=====			
<b>LIABILITIES</b>			
=====			
277-201-000	ACCOUNTS PAYABLE	9,000.00	
277-201-100	A/P CREDITS WITH VENDORS	0.00	
277-206-999	DUE TO A/P CLEARING	<u>0.00</u>	
TOTAL LIABILITIES			<u>9,000.00</u>
<b>EQUITY</b>			
=====			
277-271-000	UNRESERVED FUND BALANCE	<u>( 4,000.00)</u>	
TOTAL BEGINNING EQUITY			( 4,000.00)
TOTAL REVENUE			50,211.00
TOTAL EXPENSES			<u>50,211.00</u>
TOTAL REVENUE OVER/(UNDER) EXPENSES			0.00
TOTAL EQUITY & REV. OVER/(UNDER) EXP.			<u>( 4,000.00)</u>
TOTAL LIABILITIES, EQUITY & REV.OVER/(UNDER) EXP.			5,000.00
=====			

HILL COUNTY, TEXAS  
 REVENUE REPORT (UNAUDITED)  
 AS OF: SEPTEMBER 30TH, 2025

277-JUV STATE AID-GRANT R

% OF YEAR COMPLETED: 100.00

REVENUES	CURRENT BUDGET	CURRENT PERIOD	PRIOR YEAR PO ADJUST.	Y-T-D ACTUAL	Y-T-D ENCUMBRANCE	BUDGET BALANCE	% OF BUDGET
<u>REIMBURSEMENTS</u>							
277-333-200 GRANT	0.00	17,580.00	0.00	50,211.00	0.00	( 50,211.00)	0.00
TOTAL REIMBURSEMENTS	0.00	17,580.00	0.00	50,211.00	0.00	( 50,211.00)	0.00
<u>MISC &amp; OTHER</u>							
277-370-020 CONTRIBUTIONS	0.00	0.00	0.00	0.00	0.00	0.00	0.00
277-375-100 INTEREST INCOME	0.00	0.00	0.00	0.00	0.00	0.00	0.00
TOTAL MISC & OTHER	0.00	0.00	0.00	0.00	0.00	0.00	0.00
<u>TRANSFERS</u>							
277-390-000 TRANSFERS IN	0.00	0.00	0.00	0.00	0.00	0.00	0.00
TOTAL TRANSFERS	0.00	0.00	0.00	0.00	0.00	0.00	0.00
TOTAL REVENUES	0.00	17,580.00	0.00	50,211.00	0.00	( 50,211.00)	0.00

HILL COUNTY, TEXAS  
 EXPENDITURES REPORT (UNAUDITED)  
 AS OF: SEPTEMBER 30TH, 2025

277-JUV STATE AID-GRANT R  
 JUSTICE SYSTEM  
 JUV - STATE AID- GRANT R

% OF YEAR COMPLETED: 100.00

DEPARTMENTAL EXPENDITURES	CURRENT BUDGET	CURRENT PERIOD	PRIOR YEAR PO ADJUST.	Y-T-D ACTUAL	Y-T-D ENCUMBRANCE	BUDGET BALANCE	% OF BUDGET
<u>SALARIES &amp; BENEFITS</u>							
<u>SALARIES &amp; WAGES</u>							
277-5-2307-1105 STAFF WAGES	0.00	0.00	0.00	0.00	0.00	0.00	0.00
TOTAL SALARIES & WAGES	0.00	0.00	0.00	0.00	0.00	0.00	0.00
<u>BENEFITS</u>							
277-5-2307-1201 SOC SECURITY & MEDICARE	0.00	0.00	0.00	0.00	0.00	0.00	0.00
277-5-2307-1202 UNEMPLOYMENT TAX	0.00	0.00	0.00	0.00	0.00	0.00	0.00
277-5-2307-1203 RETIREMENT	0.00	0.00	0.00	0.00	0.00	0.00	0.00
277-5-2307-1204 RETIREMENT LIFE	0.00	0.00	0.00	0.00	0.00	0.00	0.00
277-5-2307-1205 WORKERS COMPENSATION	0.00	0.00	0.00	0.00	0.00	0.00	0.00
277-5-2307-1209 HEALTH INSURANCE	0.00	0.00	0.00	0.00	0.00	0.00	0.00
277-5-2307-1290 ALLOCATED FRINGE BENEFITS	0.00	0.00	0.00	0.00	0.00	0.00	0.00
TOTAL OTHER TAXES	0.00	0.00	0.00	0.00	0.00	0.00	0.00
TOTAL SALARIES & BENEFITS	0.00	0.00	0.00	0.00	0.00	0.00	0.00
<u>OPERATING EXPENSES</u>							
277-5-2307-2305 CONTRACT SERVICES	0.00	0.00	0.00	0.00	0.00	0.00	0.00
277-5-2307-2404 RESIDENTIAL SERVICE	0.00	9,000.00	0.00	50,211.00	0.00	( 50,211.00)	0.00
TOTAL OPERATING EXPENSES	0.00	9,000.00	0.00	50,211.00	0.00	( 50,211.00)	0.00
<u>SUPPLIES</u>							
277-5-2307-3103 SOFTWARE & MAINTENANCE	0.00	0.00	0.00	0.00	0.00	0.00	0.00
TOTAL SUPPLIES	0.00	0.00	0.00	0.00	0.00	0.00	0.00
<u>OTHER COSTS</u>							
277-5-2307-7201 STATE PAYMENTS/REFUNDS	0.00	0.00	0.00	0.00	0.00	0.00	0.00
TOTAL OTHER COSTS	0.00	0.00	0.00	0.00	0.00	0.00	0.00
<u>OTHER FINANCING (USES)</u>							
277-5-2307-9901 TRANSFERS OUT	0.00	0.00	0.00	0.00	0.00	0.00	0.00
TOTAL OTHER FINANCING (USES)	0.00	0.00	0.00	0.00	0.00	0.00	0.00
TOTAL JUV - STATE AID- GRANT R	0.00	9,000.00	0.00	50,211.00	0.00	( 50,211.00)	0.00
TOTAL JUSTICE SYSTEM	0.00	9,000.00	0.00	50,211.00	0.	0.00	0.00
TOTAL EXPENDITURES	0.00	9,000.00	0.00	50,211.00	0.00	( 50,211.00)	0.00

BALANCE SHEET

AS OF: SEPTEMBER 30TH, 2025

278-HOTCOG (JPO)

ACCOUNT #	ACCOUNT DESCRIPTION	BALANCE	
<hr/>			
<b>ASSETS</b>			
<hr/>			
278-101-097	CLAIM/JUVENILE POOLED	0.00	
278-101-100	CASH	0.00	
278-104-200	STATE FUNDS RECEIVABLE	0.00	
278-106-000	DUE FROM OTHER FUNDS	0.00	
		<hr/>	0.00
	<b>TOTAL ASSETS</b>		<hr/> <b>0.00</b> <hr/>
<b>LIABILITIES</b>			
<hr/>			
278-201-000	ACCOUNTS PAYABLE	0.00	
278-201-100	A/P CREDITS WITH VENDORS	0.00	
278-206-999	DUE TO A/P CLEARING	0.00	
	<b>TOTAL LIABILITIES</b>	<hr/>	<b>0.00</b> <hr/>
<b>EQUITY</b>			
<hr/>			
278-271-000	UNRESERVED FUND BALANCE	0.00	
	<b>TOTAL BEGINNING EQUITY</b>	<hr/>	<b>0.00</b> <hr/>
	<b>TOTAL REVENUE</b>	2,567.48	
	<b>TOTAL EXPENSES</b>	<hr/> 2,567.48	
	<b>TOTAL REVENUE OVER/(UNDER) EXPENSES</b>	0.00	
	<b>TOTAL EQUITY &amp; REV. OVER/(UNDER) EXP.</b>	<hr/>	<b>0.00</b> <hr/>
	<b>TOTAL LIABILITIES, EQUITY &amp; REV.OVER/(UNDER) EXP.</b>		<hr/> <b>0.00</b> <hr/>

HILL COUNTY, TEXAS  
 REVENUE REPORT (UNAUDITED)  
 AS OF: SEPTEMBER 30TH, 2025

278-HOTCOG (JPO)

% OF YEAR COMPLETED: 100.00

REVENUES	CURRENT BUDGET	CURRENT PERIOD	PRIOR YEAR PO ADJUST.	Y-T-D ACTUAL	Y-T-D ENCUMBRANCE	BUDGET BALANCE	% OF BUDGET
<u>REIMBURSEMENTS</u>							
278-333-200 GRANT	0.00	0.00	0.00	2,567.48	0.00 (	2,567.48)	0.00
278-333-201 TJPC - Grant X	<u>0.00</u>	<u>0.00</u>	<u>0.00</u>	<u>0.00</u>	<u>0.00</u>	<u>0.00</u>	<u>0.00</u>
TOTAL REIMBURSEMENTS	0.00	0.00	0.00	2,567.48	0.00 (	2,567.48)	0.00
<u>MISC &amp; OTHER</u>							
278-375-100 INTEREST INCOME	<u>0.00</u>	<u>0.00</u>	<u>0.00</u>	<u>0.00</u>	<u>0.00</u>	<u>0.00</u>	<u>0.00</u>
TOTAL MISC & OTHER	0.00	0.00	0.00	0.00	0.00	0.00	0.00
<u>TRANSFERS</u>							
278-390-000 TRANSFERS IN	<u>0.00</u>	<u>0.00</u>	<u>0.00</u>	<u>0.00</u>	<u>0.00</u>	<u>0.00</u>	<u>0.00</u>
TOTAL TRANSFERS	0.00	0.00	0.00	0.00	0.00	0.00	0.00
TOTAL REVENUES	<u>0.00</u>	<u>0.00</u>	<u>0.00</u>	<u>2,567.48</u>	<u>0.00 (</u>	<u>2,567.48)</u>	<u>0.00</u>

HILL COUNTY, TEXAS  
 EXPENDITURES REPORT (UNAUDITED)  
 AS OF: SEPTEMBER 30TH, 2025

278-HOTCOG (JPO)  
 JUSTICE SYSTEM  
 HOTCOG (JPO)

% OF YEAR COMPLETED: 100.00

DEPARTMENTAL EXPENDITURES	CURRENT BUDGET	CURRENT PERIOD	PRIOR YEAR PO ADJUST.	Y-T-D ACTUAL	Y-T-D ENCUMBRANCE	BUDGET BALANCE	% OF BUDGET
<u>OPERATING EXPENSES</u>							
278-5-2307-2305 CONTRACT SERVICES	0.00	0.00	0.00	0.00	0.00	0.00	0.00
278-5-2307-2401 DETENTION	0.00	0.00	0.00	0.00	0.00	0.00	0.00
278-5-2307-2403 PSYCHOLOGICAL EVALUATIONS	0.00	0.00	0.00	2,567.48	0.00 (	2,567.48)	0.00
278-5-2307-2405 POLYGRAPH	0.00	0.00	0.00	0.00	0.00	0.00	0.00
TOTAL OPERATING EXPENSES	0.00	0.00	0.00	2,567.48	0.00 (	2,567.48)	0.00
<u>OTHER COSTS</u>							
278-5-2307-7201 STATE PAYMENTS/REFUNDS	0.00	0.00	0.00	0.00	0.00	0.00	0.00
TOTAL OTHER COSTS	0.00	0.00	0.00	0.00	0.00	0.00	0.00
<u>OTHER FINANCING (USES)</u>							
278-5-2307-9901 TRANSFERS OUT	0.00	0.00	0.00	0.00	0.00	0.00	0.00
TOTAL OTHER FINANCING (USES)	0.00	0.00	0.00	0.00	0.00	0.00	0.00
<hr/>							
TOTAL HOTCOG (JPO)	0.00	0.00	0.00	2,567.48	0.00 (	2,567.48)	0.00
<hr/>							
TOTAL JUSTICE SYSTEM	0.00	0.00	0.00	2,567.48	0.	0.00	0.00
<hr/>							
TOTAL EXPENDITURES	0.00	0.00	0.00	2,567.48	0.00 (	2,567.48)	0.00
<hr/>							

BALANCE SHEET

AS OF: SEPTEMBER 30TH, 2025

279-JUV PROBATION FEES

ACCOUNT #	ACCOUNT DESCRIPTION	BALANCE	
<hr/>			
<b>ASSETS</b>			
<hr/>			
279-101-097	CLAIM/JUVENILE POOLED	6,795.56	
279-101-100	CASH	0.00	
279-102-100	INVESTMENTS	0.00	
279-106-000	DUE FROM OTHER FUNDS	<u>0.00</u>	
			<u>6,795.56</u>
TOTAL ASSETS			<u>6,795.56</u>
<b>LIABILITIES</b>			
<hr/>			
279-201-000	ACCOUNTS PAYABLE	0.00	
279-201-100	A/P CREDITS WITH VENDORS	0.00	
279-206-000	DUE TO OTHER FUNDS	0.00	
279-206-105	DUE TO PAYROLL FUND	0.00	
279-206-999	DUE TO A/P CLEARING	<u>0.00</u>	
TOTAL LIABILITIES			<u>0.00</u>
<b>EQUITY</b>			
<hr/>			
279-271-000	UNRESERVED FUND BALANCE	<u>5,963.44</u>	
TOTAL BEGINNING EQUITY			5,963.44
TOTAL REVENUE		1,193.12	
TOTAL EXPENSES		<u>361.00</u>	
TOTAL REVENUE OVER/(UNDER) EXPENSES		832.12	
TOTAL EQUITY & REV. OVER/(UNDER) EXP.			<u>6,795.56</u>
TOTAL LIABILITIES, EQUITY & REV.OVER/(UNDER) EXP.			<u>6,795.56</u>

HILL COUNTY, TEXAS  
 REVENUE REPORT (UNAUDITED)  
 AS OF: SEPTEMBER 30TH, 2025

279-JUV PROBATION FEES

% OF YEAR COMPLETED: 100.00

REVENUES	CURRENT BUDGET	CURRENT PERIOD	PRIOR YEAR PO ADJUST.	Y-T-D ACTUAL	Y-T-D ENCUMBRANCE	BUDGET BALANCE	% OF BUDGET
<u>FEEES</u>							
279-345-100 DRUG TESTS	0.00	0.00	0.00	0.00	0.00	0.00	0.00
279-348-000 OUTSIDE ASSESSMENTS & COUNSELI	0.00	0.00	0.00	0.00	0.00	0.00	0.00
279-349-001 JUV PROB FEES	0.00	0.00	0.00	1,151.53	0.00 (	1,151.53)	0.00
279-349-002 CH 461-49-4003	<u>0.00</u>	<u>0.00</u>	<u>0.00</u>	<u>0.00</u>	<u>0.00</u>	<u>0.00</u>	<u>0.00</u>
TOTAL FEES	0.00	0.00	0.00	1,151.53	0.00 (	1,151.53)	0.00
<u>FINES</u>							
279-350-300 FINES	<u>0.00</u>	<u>0.00</u>	<u>0.00</u>	<u>0.00</u>	<u>0.00</u>	<u>0.00</u>	<u>0.00</u>
TOTAL FINES	0.00	0.00	0.00	0.00	0.00	0.00	0.00
<u>MISC &amp; OTHER</u>							
279-375-100 INTEREST	<u>0.00</u>	<u>3.62</u>	<u>0.00</u>	<u>41.59</u>	<u>0.00</u> (	<u>41.59)</u>	<u>0.00</u>
TOTAL MISC & OTHER	0.00	3.62	0.00	41.59	0.00 (	41.59)	0.00
<u>TRANSFERS</u>							
279-390-000 TRANSFERS IN	<u>0.00</u>	<u>0.00</u>	<u>0.00</u>	<u>0.00</u>	<u>0.00</u>	<u>0.00</u>	<u>0.00</u>
TOTAL TRANSFERS	0.00	0.00	0.00	0.00	0.00	0.00	0.00
<hr/>							
TOTAL REVENUES	0.00	3.62	0.00	1,193.12	0.00 (	1,193.12)	0.00

HILL COUNTY, TEXAS  
 EXPENDITURES REPORT (UNAUDITED)  
 AS OF: SEPTEMBER 30TH, 2025

279-JUV PROBATION FEES  
 JUSTICE SYSTEM  
 JUV PROBATION FEES

% OF YEAR COMPLETED: 100.00

DEPARTMENTAL EXPENDITURES	CURRENT BUDGET	CURRENT PERIOD	PRIOR YEAR PO ADJUST.	Y-T-D ACTUAL	Y-T-D ENCUMBRANCE	BUDGET BALANCE	% OF BUDGET
---------------------------	----------------	----------------	-----------------------	--------------	-------------------	----------------	-------------

SALARIES & BENEFITS

SALARIES & WAGES

279-5-2304-1105 STAFF WAGES	0.00	0.00	0.00	0.00	0.00	0.00	0.00
TOTAL SALARIES & WAGES	0.00	0.00	0.00	0.00	0.00	0.00	0.00

TOTAL SALARIES & BENEFITS	0.00	0.00	0.00	0.00	0.00	0.00	0.00
---------------------------	------	------	------	------	------	------	------

OPERATING EXPENSES

279-5-2304-2302 TRAVEL & PER DIEM	0.00	306.00	0.00	306.00	0.00 (	306.00)	0.00
279-5-2304-2303 BONDS & INSURANCE	0.00	0.00	0.00	0.00	0.00	0.00	0.00
279-5-2304-2401 DETENTION	0.00	0.00	0.00	0.00	0.00	0.00	0.00
279-5-2304-2402 MEDICAL EXPENSE	0.00	0.00	0.00	0.00	0.00	0.00	0.00
279-5-2304-2403 PSYCHOLOGICAL EVALUATIONS	0.00	0.00	0.00	0.00	0.00	0.00	0.00
279-5-2304-2404 RESIDENTIAL SERVICE	0.00	0.00	0.00	0.00	0.00	0.00	0.00
279-5-2304-2405 POLYGRAPH	0.00	0.00	0.00	0.00	0.00	0.00	0.00
279-5-2304-2406 RESTITUTION	0.00	0.00	0.00	0.00	0.00	0.00	0.00
TOTAL OPERATING EXPENSES	0.00	306.00	0.00	306.00	0.00 (	306.00)	0.00

SUPPLIES

279-5-2304-3101 SUPPLIES	0.00	0.00	0.00	0.00	0.00	0.00	0.00
279-5-2304-3103 MACHINE & EQUIP RENTAL	0.00	0.00	0.00	0.00	0.00	0.00	0.00
279-5-2304-3104 TELEPHONE	0.00	0.00	0.00	0.00	0.00	0.00	0.00
279-5-2304-3110 MISCELLANEOUS	0.00	0.00	0.00	55.00	0.00 (	55.00)	0.00
TOTAL SUPPLIES	0.00	0.00	0.00	55.00	0.00 (	55.00)	0.00

CAPITAL OUTLAY

279-5-2304-4101 CAPITAL OUTLAY	0.00	0.00	0.00	0.00	0.00	0.00	0.00
TOTAL CAPITAL OUTLAY	0.00	0.00	0.00	0.00	0.00	0.00	0.00

OTHER FINANCING (USES)

279-5-2304-9901 TRANSFERS OUT	0.00	0.00	0.00	0.00	0.00	0.00	0.00
TOTAL OTHER FINANCING (USES)	0.00	0.00	0.00	0.00	0.00	0.00	0.00

TOTAL JUV PROBATION FEES	0.00	306.00	0.00	361.00	0.00 (	361.00)	0.00
--------------------------	------	--------	------	--------	--------	---------	------

TOTAL JUSTICE SYSTEM	0.00	306.00	0.00	361.00	0.	0.00	0.00
----------------------	------	--------	------	--------	----	------	------

TOTAL EXPENDITURES	0.00	306.00	0.00	361.00	0.00 (	361.00)	0.00
--------------------	------	--------	------	--------	--------	---------	------

BALANCE SHEET

AS OF: SEPTEMBER 30TH, 2025

280-TJPC - A

ACCOUNT #	ACCOUNT DESCRIPTION	BALANCE
<hr/>		
<b>ASSETS</b>		
<b>=====</b>		
280-101-097	CLAIM/JUVENILE POOLED	70,017.32
280-101-100	CASH	0.00
280-104-300	STATE FUNDS RECEIVABLE	0.00
280-106-000	DUE FROM OTHER FUNDS	0.00
280-108-100	PREPAID ITEMS	0.00
		<u>70,017.32</u>
		70,017.32
TOTAL ASSETS		<u>70,017.32</u>
<b>LIABILITIES</b>		
<b>=====</b>		
280-201-000	ACCOUNTS PAYABLE	0.00
280-201-100	A/P CREDITS WITH VENDORS	0.00
280-206-000	DUE TO OTHER FUNDS	0.00
280-206-105	DUE TO PAYROLL FUND	0.00
280-206-999	DUE TO A/P CLEARING	8,931.72
280-208-100	ACCRUED WAGES PAYABLE	0.00
		<u>8,931.72</u>
TOTAL LIABILITIES		<u>8,931.72</u>
<b>EQUITY</b>		
<b>=====</b>		
280-271-000	UNRESERVED FUND BALANCE	60,837.90
	TOTAL BEGINNING EQUITY	60,837.90
TOTAL REVENUE		467,024.28
TOTAL EXPENSES		<u>466,776.58</u>
TOTAL REVENUE OVER/(UNDER) EXPENSES		247.70
TOTAL EQUITY & REV. OVER/(UNDER) EXP.		<u>61,085.60</u>
TOTAL LIABILITIES, EQUITY & REV.OVER/(UNDER) EXP.		<u>70,017.32</u>

HILL COUNTY, TEXAS  
 REVENUE REPORT (UNAUDITED)  
 AS OF: SEPTEMBER 30TH, 2025

280-TJPC - A

% OF YEAR COMPLETED: 100.00

REVENUES	CURRENT BUDGET	CURRENT PERIOD	PRIOR YEAR PO ADJUST.	Y-T-D ACTUAL	Y-T-D ENCUMBRANCE	BUDGET BALANCE	% OF BUDGET
<u>REIMBURSEMENTS</u>							
280-333-200 STATE PAYMENTS	0.00	100,663.28	0.00	467,024.28	0.00 (	467,024.28)	0.00
280-333-201 SALARY ADJUSTMENT	0.00	0.00	0.00	0.00	0.00	0.00	0.00
280-333-202 STATE PAYMENTS (F)	0.00	0.00	0.00	0.00	0.00	0.00	0.00
280-333-203 STATE PAYMENTS (G)	0.00	0.00	0.00	0.00	0.00	0.00	0.00
280-333-204 STATE PAYMENTS (Z)	0.00	0.00	0.00	0.00	0.00	0.00	0.00
TOTAL REIMBURSEMENTS	0.00	100,663.28	0.00	467,024.28	0.00 (	467,024.28)	0.00
<u>MISC &amp; OTHER</u>							
280-375-100 INTEREST INCOME	0.00	0.00	0.00	0.00	0.00	0.00	0.00
TOTAL MISC & OTHER	0.00	0.00	0.00	0.00	0.00	0.00	0.00
<u>TRANSFERS</u>							
280-390-000 TRANSFERS IN	0.00	0.00	0.00	0.00	0.00	0.00	0.00
TOTAL TRANSFERS	0.00	0.00	0.00	0.00	0.00	0.00	0.00
TOTAL REVENUES	0.00	100,663.28	0.00	467,024.28	0.00 (	467,024.28)	0.00

HILL COUNTY, TEXAS  
 EXPENDITURES REPORT (UNAUDITED)  
 AS OF: SEPTEMBER 30TH, 2025

280-TJPC - A

JUSTICE SYSTEM

% OF YEAR COMPLETED: 100.00

TJJD-A STATE SAL INCREASE

DEPARTMENTAL EXPENDITURES	CURRENT BUDGET	CURRENT PERIOD	PRIOR YEAR PO ADJUST.	Y-T-D ACTUAL	Y-T-D ENCUMBRANCE	BUDGET BALANCE	% OF BUDGET
<u>SALARIES &amp; BENEFITS</u>							
<u>SALARIES &amp; WAGES</u>							
280-5-2303-1104 SALARY-DEPT HEAD	0.00	660.36	0.00	7,862.52	0.00 (	7,862.52)	0.00
280-5-2303-1105 STAFF BUCK - STATE INCREAS	0.00	1,521.74	0.00	17,921.39	0.00 (	17,921.39)	0.00
280-5-2303-1111 STAFF-MCELRATH	0.00	0.00	0.00	0.00	0.00	0.00	0.00
280-5-2303-1121 STAFF-PETTIS STATE INCREAS	0.00	0.00	0.00	0.00	0.00	0.00	0.00
TOTAL SALARIES & WAGES	0.00	2,182.10	0.00	25,783.91	0.00 (	25,783.91)	0.00
<u>BENEFITS</u>							
280-5-2303-1201 SOCIAL SECURITY & MEDICARE	0.00	0.00	0.00	0.00	0.00	0.00	0.00
280-5-2303-1202 UNEMPLOYMENT TAX	0.00	0.00	0.00	0.00	0.00	0.00	0.00
280-5-2303-1203 RETIREMENT	0.00	0.00	0.00	0.00	0.00	0.00	0.00
280-5-2303-1204 RETIREMENT LIFE INSURANCE	0.00	0.00	0.00	0.00	0.00	0.00	0.00
280-5-2303-1205 WORKERS COMPENSATION	0.00	0.00	0.00	0.00	0.00	0.00	0.00
280-5-2303-1209 HEALTH INSURANCE	0.00	0.00	0.00	0.00	0.00	0.00	0.00
280-5-2303-1290 ALLOCATED FRINGE BENEFITS	0.00	487.49	0.00	2,789.40	0.00 (	2,789.40)	0.00
TOTAL OTHER TAXES	0.00	487.49	0.00	2,789.40	0.00 (	2,789.40)	0.00
TOTAL SALARIES & BENEFITS	0.00	2,669.59	0.00	28,573.31	0.00 (	28,573.31)	0.00
<u>OTHER COSTS</u>							
280-5-2303-7201 STATE PAYMENTS/REFUNDS	0.00	0.00	0.00	196.72	0.00 (	196.72)	0.00
TOTAL OTHER COSTS	0.00	0.00	0.00	196.72	0.00 (	196.72)	0.00
TOTAL TJJD-A STATE SAL INCREASE	0.00	2,669.59	0.00	28,770.03	0.00 (	28,770.03)	0.00

HILL COUNTY, TEXAS  
 EXPENDITURES REPORT (UNAUDITED)  
 AS OF: SEPTEMBER 30TH, 2025

280-TJPC - A  
 JUSTICE SYSTEM  
 TJJD-GRANT A - BASIC

% OF YEAR COMPLETED: 100.00

DEPARTMENTAL EXPENDITURES	CURRENT BUDGET	CURRENT PERIOD	PRIOR YEAR PO ADJUST.	Y-T-D ACTUAL	Y-T-D ENCUMBRANCE	BUDGET BALANCE	% OF BUDGET
<u>SALARIES &amp; BENEFITS</u>							
<u>SALARIES &amp; WAGES</u>							
280-5-2304-1102 STATE SALARY SUPPLEMENT	0.00	0.00	0.00	0.00	0.00	0.00	0.00
280-5-2304-1104 SALARY - DIRECT SUPERVISIO	0.00	7,944.28	0.00	8,999.65	0.00 (	8,999.65)	0.00
280-5-2304-1105 STAFF WAGES	0.00	5,735.37	0.00	68,527.37	0.00 (	68,527.37)	0.00
280-5-2304-1111 OFFICER'S SALARY	0.00	0.00	0.00	0.00	0.00	0.00	0.00
280-5-2304-1113 CELL PHONE SUPPLEMENT	0.00	0.00	0.00	0.00	0.00	0.00	0.00
280-5-2304-1121 ISP OFFICER SALARY	0.00	0.00	0.00	0.00	0.00	0.00	0.00
TOTAL SALARIES & WAGES	0.00	13,679.65	0.00	77,527.02	0.00 (	77,527.02)	0.00
<u>BENEFITS</u>							
280-5-2304-1201 SOCIAL SECURITY & MEDICARE	0.00	0.00	0.00	0.00	0.00	0.00	0.00
280-5-2304-1202 UNEMPLOYMENT TAX	0.00	0.00	0.00	0.00	0.00	0.00	0.00
280-5-2304-1203 RETIREMENT	0.00	0.00	0.00	0.00	0.00	0.00	0.00
280-5-2304-1204 RETIREMENT LIFE INSURANCE	0.00	0.00	0.00	0.00	0.00	0.00	0.00
280-5-2304-1205 WORKERS COMP	0.00	0.00	0.00	0.00	0.00	0.00	0.00
280-5-2304-1209 HEALTH INSURANCE	0.00	0.00	0.00	0.00	0.00	0.00	0.00
280-5-2304-1290 ALLOCATED FRINGE BENEFITS	0.00	4,778.88	0.00	33,359.48	0.00 (	33,359.48)	0.00
TOTAL OTHER TAXES	0.00	4,778.88	0.00	33,359.48	0.00 (	33,359.48)	0.00
TOTAL SALARIES & BENEFITS	0.00	18,458.53	0.00	110,886.50	0.00 (	110,886.50)	0.00
<u>OPERATING EXPENSES</u>							
280-5-2304-2302 TRAINING & MILEAGE REIMB	0.00	0.00	0.00	0.00	0.00	0.00	0.00
280-5-2304-2305 CONTRACT SERVICES	0.00	0.00	0.00	0.00	0.00	0.00	0.00
280-5-2304-2401 DETENTION	0.00	0.00	0.00	0.00	0.00	0.00	0.00
280-5-2304-2402 MEDICAL	0.00	0.00	0.00	0.00	0.00	0.00	0.00
280-5-2304-2404 RESIDENTIAL SERVICE	0.00	0.00	0.00	0.00	0.00	0.00	0.00
TOTAL OPERATING EXPENSES	0.00	0.00	0.00	0.00	0.00	0.00	0.00
<u>SUPPLIES</u>							
280-5-2304-3101 SUPPLIES	0.00	0.00	0.00	23,270.00	0.00 (	23,270.00)	0.00
TOTAL SUPPLIES	0.00	0.00	0.00	23,270.00	0.00 (	23,270.00)	0.00
<u>CAPITAL OUTLAY</u>							
280-5-2304-4101 CAPITAL OUTLAY	0.00	0.00	0.00	0.00	0.00	0.00	0.00
TOTAL CAPITAL OUTLAY	0.00	0.00	0.00	0.00	0.00	0.00	0.00
<u>OTHER COSTS</u>							
280-5-2304-7201 STATE PAYMENTS / REFUNDS	0.00	0.00	0.00	0.00	0.00	0.00	0.00
TOTAL OTHER COSTS	0.00	0.00	0.00	0.00	0.00	0.00	0.00

HILL COUNTY, TEXAS  
 EXPENDITURES REPORT (UNAUDITED)  
 AS OF: SEPTEMBER 30TH, 2025

280-TJPC - A  
 JUSTICE SYSTEM  
 TJJD-GRANT A - BASIC

% OF YEAR COMPLETED: 100.00

DEPARTMENTAL EXPENDITURES	CURRENT BUDGET	CURRENT PERIOD	PRIOR YEAR PO ADJUST.	Y-T-D ACTUAL	Y-T-D ENCUMBRANCE	BUDGET BALANCE	% OF BUDGET
<u>OTHER FINANCING (USES)</u>							
280-5-2304-9901 TRANSFERS OUT	0.00	0.00	0.00	0.00	0.00	0.00	0.00
TOTAL OTHER FINANCING (USES)	0.00	0.00	0.00	0.00	0.00	0.00	0.00
TOTAL TJJD-GRANT A - BASIC	0.00	18,458.53	0.00	134,156.50	0.00	( 134,156.50)	0.00

HILL COUNTY, TEXAS  
 EXPENDITURES REPORT (UNAUDITED)  
 AS OF: SEPTEMBER 30TH, 2025

280-TJPC - A  
 JUSTICE SYSTEM  
 TJJD GRANT YOUTH SERVICES

% OF YEAR COMPLETED: 100.00

DEPARTMENTAL EXPENDITURES	CURRENT BUDGET	CURRENT PERIOD	PRIOR YEAR PO ADJUST.	Y-T-D ACTUAL	Y-T-D ENCUMBRANCE	BUDGET BALANCE	% OF BUDGET
---------------------------	----------------	----------------	-----------------------	--------------	-------------------	----------------	-------------

SALARIES & BENEFITS

SALARIES & WAGES

280-5-2305-1104 SALARY - DEPT HEAD	0.00	0.00	0.00	69,590.16	0.00	( 69,590.16)	0.00
TOTAL SALARIES & WAGES	0.00	0.00	0.00	69,590.16	0.00	( 69,590.16)	0.00

BENEFITS

280-5-2305-1201 SOCIAL SECURITY & MEDICARE	0.00	0.00	0.00	0.00	0.00	0.00	0.00
280-5-2305-1202 UNEMPLOYMENT TAX	0.00	0.00	0.00	0.00	0.00	0.00	0.00
280-5-2305-1203 RETIREMENT	0.00	0.00	0.00	0.00	0.00	0.00	0.00
280-5-2305-1204 RETIREMENT LIFE INS	0.00	0.00	0.00	0.00	0.00	0.00	0.00
280-5-2305-1205 WORKERS COMPENSATION	0.00	0.00	0.00	0.00	0.00	0.00	0.00
280-5-2305-1209 HEALTH INSURANCE	0.00	0.00	0.00	0.00	0.00	0.00	0.00
280-5-2305-1290 ALLOCATED FRINGE BENEFITS	0.00	0.00	0.00	19,335.11	0.00	( 19,335.11)	0.00
TOTAL OTHER TAXES	0.00	0.00	0.00	19,335.11	0.00	( 19,335.11)	0.00

TOTAL SALARIES & BENEFITS	0.00	0.00	0.00	88,925.27	0.00	( 88,925.27)	0.00
---------------------------	------	------	------	-----------	------	--------------	------

TOTAL TJJD GRANT YOUTH SERVICES	0.00	0.00	0.00	88,925.27	0.00	( 88,925.27)	0.00
---------------------------------	------	------	------	-----------	------	--------------	------

HILL COUNTY, TEXAS  
 EXPENDITURES REPORT (UNAUDITED)  
 AS OF: SEPTEMBER 30TH, 2025

280-TJPC - A  
 JUSTICE SYSTEM

% OF YEAR COMPLETED: 100.00

TJJD-COMMUNITY PROGRAMS

DEPARTMENTAL EXPENDITURES	CURRENT BUDGET	CURRENT PERIOD	PRIOR YEAR PO ADJUST.	Y-T-D ACTUAL	Y-T-D ENCUMBRANCE	BUDGET BALANCE	% OF BUDGET
---------------------------	----------------	----------------	-----------------------	--------------	-------------------	----------------	-------------

SALARIES & BENEFITS

SALARIES & WAGES

280-5-2306-1104 SALARY-DEPT HEAD-CB-MH	0.00	0.00	0.00	0.01	0.00 (	0.01)	0.00
280-5-2306-1105 STAFF WAGES-YOUTH SERVICES	0.00	0.00	0.00	0.00	0.00	0.00	0.00
280-5-2306-1106 STAFF WAGES-COM BASED GENE	0.00	5,735.36	0.00	56,685.88	0.00 (	56,685.88)	0.00
280-5-2306-1107 STAFF WAGES - CB - MH	0.00	0.00	0.00	0.00	0.00	0.00	0.00
280-5-2306-1113 CELL PHONE SUPPLEMENT	0.00	0.00	0.00	0.00	0.00	0.00	0.00
<b>TOTAL SALARIES &amp; WAGES</b>	<b>0.00</b>	<b>5,735.36</b>	<b>0.00</b>	<b>56,685.89</b>	<b>0.00 (</b>	<b>56,685.89)</b>	<b>0.00</b>

BENEFITS

280-5-2306-1201 SOCIAL SECURITY & MEDICARE	0.00	0.00	0.00	0.00	0.00	0.00	0.00
280-5-2306-1202 UNEMPLOYMENT TAX	0.00	0.00	0.00	0.00	0.00	0.00	0.00
280-5-2306-1203 RETIREMENT	0.00	0.00	0.00	0.00	0.00	0.00	0.00
280-5-2306-1204 RETIREMENT LIFE INS	0.00	0.00	0.00	0.00	0.00	0.00	0.00
280-5-2306-1205 WORKERS COMP	0.00	0.00	0.00	0.00	0.00	0.00	0.00
280-5-2306-1209 HEALTH INS	0.00	0.00	0.00	0.00	0.00	0.00	0.00
280-5-2306-1290 ALLOCATED FRINGE BENEFITS	0.00	1,842.35	0.00	18,426.79	0.00 (	18,426.79)	0.00
<b>TOTAL OTHER TAXES</b>	<b>0.00</b>	<b>1,842.35</b>	<b>0.00</b>	<b>18,426.79</b>	<b>0.00 (</b>	<b>18,426.79)</b>	<b>0.00</b>

<b>TOTAL SALARIES &amp; BENEFITS</b>	<b>0.00</b>	<b>7,577.71</b>	<b>0.00</b>	<b>75,112.68</b>	<b>0.00 (</b>	<b>75,112.68)</b>	<b>0.00</b>
--------------------------------------	-------------	-----------------	-------------	------------------	---------------	-------------------	-------------

OPERATING EXPENSES

280-5-2306-2302 TRAVEL & MILEAGE REIMBURSME	0.00	0.00	0.00	0.00	0.00	0.00	0.00
280-5-2306-2305 CONTRACT SERVICES	0.00	360.00	0.00	360.00	0.00 (	360.00)	0.00
<b>TOTAL OPERATING EXPENSES</b>	<b>0.00</b>	<b>360.00</b>	<b>0.00</b>	<b>360.00</b>	<b>0.00 (</b>	<b>360.00)</b>	<b>0.00</b>

SUPPLIES

280-5-2306-3101 SUPPLIES	0.00	0.00	0.00	0.00	0.00	0.00	0.00
<b>TOTAL SUPPLIES</b>	<b>0.00</b>	<b>0.00</b>	<b>0.00</b>	<b>0.00</b>	<b>0.00</b>	<b>0.00</b>	<b>0.00</b>

OTHER COSTS

280-5-2306-7201 STATE PAYMENT/REFUND	0.00	0.00	0.00	0.00	0.00	0.00	0.00
<b>TOTAL OTHER COSTS</b>	<b>0.00</b>	<b>0.00</b>	<b>0.00</b>	<b>0.00</b>	<b>0.00</b>	<b>0.00</b>	<b>0.00</b>

<b>TOTAL TJJD-COMMUNITY PROGRAMS</b>	<b>0.00</b>	<b>7,937.71</b>	<b>0.00</b>	<b>75,472.68</b>	<b>0.00 (</b>	<b>75,472.68)</b>	<b>0.00</b>
--------------------------------------	-------------	-----------------	-------------	------------------	---------------	-------------------	-------------

HILL COUNTY, TEXAS  
 EXPENDITURES REPORT (UNAUDITED)  
 AS OF: SEPTEMBER 30TH, 2025

280-TJPC - A

JUSTICE SYSTEM

% OF YEAR COMPLETED: 100.00

TJJD-PRE/POST FACILITIES

DEPARTMENTAL EXPENDITURES	CURRENT BUDGET	CURRENT PERIOD	PRIOR YEAR PO ADJUST.	Y-T-D ACTUAL	Y-T-D ENCUMBRANCE	BUDGET BALANCE	% OF BUDGET
---------------------------	----------------	----------------	-----------------------	--------------	-------------------	----------------	-------------

SALARIES & BENEFITS

SALARIES & WAGES

280-5-2308-1104 SALARY - DEPT HEAD	0.00	0.00	0.00	0.00	0.00	0.00	0.00
280-5-2308-1108 STAFF WAGES - POST-ADJ	0.00	0.00	0.00	0.00	0.00	0.00	0.00
280-5-2308-1110 STAFF WAGES - RESIDENTIAL	0.00	0.00	0.00	0.00	0.00	0.00	0.00
TOTAL SALARIES & WAGES	0.00	0.00	0.00	0.00	0.00	0.00	0.00

BENEFITS

280-5-2308-1201 SOCIAL SECURITY & MEDICARE	0.00	0.00	0.00	0.00	0.00	0.00	0.00
280-5-2308-1202 UNEMPLOYMENT TAX	0.00	0.00	0.00	0.00	0.00	0.00	0.00
280-5-2308-1203 RETIREMENT	0.00	0.00	0.00	0.00	0.00	0.00	0.00
280-5-2308-1204 RETIREMENT LIFE INS	0.00	0.00	0.00	0.00	0.00	0.00	0.00
280-5-2308-1205 WORKERS COMP	0.00	0.00	0.00	0.00	0.00	0.00	0.00
280-5-2308-1209 HEALTH INSURANCE	0.00	0.00	0.00	0.00	0.00	0.00	0.00
280-5-2308-1290 ALLOCATED FRINGE BENEFITS	0.00	0.00	0.00	0.00	0.00	0.00	0.00
TOTAL OTHER TAXES	0.00	0.00	0.00	0.00	0.00	0.00	0.00

TOTAL SALARIES & BENEFITS	0.00	0.00	0.00	0.00	0.00	0.00	0.00
---------------------------	------	------	------	------	------	------	------

OPERATING EXPENSES

280-5-2308-2302 TRAVEL & MILEAGE REIMBURSEM	0.00	0.00	0.00	0.00	0.00	0.00	0.00
280-5-2308-2401 PRE ADJ/DETENTION \$110	0.00	0.00	0.00	8,039.14	0.00	( 8,039.14)	0.00
280-5-2308-2402 MEDICAL EXPENSE	0.00	0.00	0.00	0.00	0.00	0.00	0.00
280-5-2308-2404 POST ADJ/SECURE RESIDENTIAL	0.00	0.00	0.00	0.00	0.00	0.00	0.00
280-5-2308-2405 POST/NON-SECURE RESIDENTIAL	0.00	8,250.00	0.00	8,250.00	0.00	( 8,250.00)	0.00
TOTAL OPERATING EXPENSES	0.00	8,250.00	0.00	16,289.14	0.00	( 16,289.14)	0.00

OTHER COSTS

280-5-2308-7201 STATE PAYMENT/REFUND	0.00	0.00	0.00	0.00	0.00	0.00	0.00
TOTAL OTHER COSTS	0.00	0.00	0.00	0.00	0.00	0.00	0.00

TOTAL TJJD-PRE/POST FACILITIES	0.00	8,250.00	0.00	16,289.14	0.00	( 16,289.14)	0.00
--------------------------------	------	----------	------	-----------	------	--------------	------

HILL COUNTY, TEXAS  
 EXPENDITURES REPORT (UNAUDITED)  
 AS OF: SEPTEMBER 30TH, 2025

280-TJPC - A  
 JUSTICE SYSTEM  
 TJJD-MENTAL HEALTH

% OF YEAR COMPLETED: 100.00

DEPARTMENTAL EXPENDITURES	CURRENT BUDGET	CURRENT PERIOD	PRIOR YEAR PO ADJUST.	Y-T-D ACTUAL	Y-T-D ENCUMBRANCE	BUDGET BALANCE	% OF BUDGET
<u>SALARIES &amp; BENEFITS</u>							
<u>SALARIES &amp; WAGES</u>							
280-5-2309-1107 STAFF WAGES-COMM BASED-MH	0.00	0.00	0.00	3,447.12	0.00 (	3,447.12)	0.00
280-5-2309-1109 STAFF WAGES-RESIDENTIAL	0.00	0.00	0.00	0.00	0.00	0.00	0.00
TOTAL SALARIES & WAGES	0.00	0.00	0.00	3,447.12	0.00 (	3,447.12)	0.00
<u>BENEFITS</u>							
280-5-2309-1201 SOCIAL SECURITY & MEDICARE	0.00	0.00	0.00	0.00	0.00	0.00	0.00
280-5-2309-1202 UNEMPLOYMENT TAX	0.00	0.00	0.00	0.00	0.00	0.00	0.00
280-5-2309-1203 RETIREMENT	0.00	0.00	0.00	0.00	0.00	0.00	0.00
280-5-2309-1204 RETIREMENT LIFE INS	0.00	0.00	0.00	0.00	0.00	0.00	0.00
280-5-2309-1205 WORKERS COMP	0.00	0.00	0.00	0.00	0.00	0.00	0.00
280-5-2309-1209 HEALTH INSURANCE	0.00	0.00	0.00	0.00	0.00	0.00	0.00
280-5-2309-1290 ALLOCATED FRINGE BENEFITS	0.00	0.00	0.00	689.95	0.00 (	689.95)	0.00
TOTAL OTHER TAXES	0.00	0.00	0.00	689.95	0.00 (	689.95)	0.00
<hr/>							
TOTAL SALARIES & BENEFITS	0.00	0.00	0.00	4,137.07	0.00 (	4,137.07)	0.00
<u>OPERATING EXPENSES</u>							
280-5-2309-2305 CONTRACT SERVICES	0.00	125.00	0.00	12,401.52	0.00 (	12,401.52)	0.00
280-5-2309-2404 POST ADJ/SECURE RESIDENTIAL	0.00	0.00	0.00	0.00	0.00	0.00	0.00
280-5-2309-2405 POST/NON-SECURE RESIDENTIAL	0.00	0.00	0.00	0.00	0.00	0.00	0.00
TOTAL OPERATING EXPENSES	0.00	125.00	0.00	12,401.52	0.00 (	12,401.52)	0.00
<u>OTHER COSTS</u>							
280-5-2309-7201 STATE PAYMENT/REFUND	0.00	0.00	0.00	0.00	0.00	0.00	0.00
TOTAL OTHER COSTS	0.00	0.00	0.00	0.00	0.00	0.00	0.00
<hr/>							
TOTAL TJJD-MENTAL HEALTH	0.00	125.00	0.00	16,538.59	0.00 (	16,538.59)	0.00

HILL COUNTY, TEXAS  
 EXPENDITURES REPORT (UNAUDITED)  
 AS OF: SEPTEMBER 30TH, 2025

280-TJPC - A  
 JUSTICE SYSTEM  
 TJJD-COMMITMENT

% OF YEAR COMPLETED: 100.00

DEPARTMENTAL EXPENDITURES	CURRENT BUDGET	CURRENT PERIOD	PRIOR YEAR PO ADJUST.	Y-T-D ACTUAL	Y-T-D ENCUMBRANCE	BUDGET BALANCE	% OF BUDGET
<u>SALARIES &amp; BENEFITS</u>							
<u>SALARIES &amp; WAGES</u>							
280-5-2310-1104 SALARY - DEPT HEAD	0.00	0.00	0.00	0.00	0.00	0.00	0.00
280-5-2310-1105 STAFF WAGES	0.00	0.00	0.00	12,926.78	0.00	( 12,926.78)	0.00
TOTAL SALARIES & WAGES	0.00	0.00	0.00	12,926.78	0.00	( 12,926.78)	0.00
<u>BENEFITS</u>							
280-5-2310-1201 SOCIAL SECURITY & MEDICARE	0.00	0.00	0.00	0.00	0.00	0.00	0.00
280-5-2310-1202 UNEMPLOYMENT TAX	0.00	0.00	0.00	0.00	0.00	0.00	0.00
280-5-2310-1203 RETIREMENT	0.00	0.00	0.00	0.00	0.00	0.00	0.00
280-5-2310-1204 RETIREMENT LIFE INS	0.00	0.00	0.00	0.00	0.00	0.00	0.00
280-5-2310-1205 WORKERS COMP	0.00	0.00	0.00	0.00	0.00	0.00	0.00
280-5-2310-1209 HEALTH INSURANCE	0.00	0.00	0.00	0.00	0.00	0.00	0.00
280-5-2310-1290 ALLOCATED FRINGE BENEFITS	0.00	0.00	0.00	3,697.59	0.00	( 3,697.59)	0.00
TOTAL OTHER TAXES	0.00	0.00	0.00	3,697.59	0.00	( 3,697.59)	0.00
TOTAL SALARIES & BENEFITS	0.00	0.00	0.00	16,624.37	0.00	( 16,624.37)	0.00
<u>OPERATING EXPENSES</u>							
280-5-2310-2401 PRE ADJ/DETENTION	0.00	0.00	0.00	49,330.00	0.00	( 49,330.00)	0.00
280-5-2310-2404 POST ADJ/SECURE RESIDENTIAL	0.00	0.00	0.00	520.00	0.00	( 520.00)	0.00
280-5-2310-2405 POST/NON-SECURE RESIDENTIAL	0.00	0.00	0.00	40,150.00	0.00	( 40,150.00)	0.00
TOTAL OPERATING EXPENSES	0.00	0.00	0.00	90,000.00	0.00	( 90,000.00)	0.00
<u>OTHER COSTS</u>							
280-5-2310-7201 STATE PAYMENT/REFUND	0.00	0.00	0.00	0.00	0.00	0.00	0.00
TOTAL OTHER COSTS	0.00	0.00	0.00	0.00	0.00	0.00	0.00
TOTAL TJJD-COMMITMENT	0.00	0.00	0.00	106,624.37	0.00	( 106,624.37)	0.00

BALANCE SHEET

AS OF: SEPTEMBER 30TH, 2025

282-TJPC - W

ACCOUNT #	ACCOUNT DESCRIPTION	BALANCE
<hr/>		
ASSETS		
=====		
282-101-097	CLAIM/JUVENILE POOLED	( 2,745.91)
282-101-100	CASH	0.00
282-104-100	ACCOUNTS RECEIVABLE	0.00
282-104-200	STATE FUNDS RECEIVABLE	0.00
282-106-000	DUE FROM OTHER FUNDS	0.00
282-108-100	PREPAID ITEMS	0.00
		<u>0.00</u>
		( 2,745.91)
	TOTAL ASSETS	( 2,745.91)
		=====
LIABILITIES		
=====		
282-201-000	ACCOUNTS PAYABLE	0.00
282-201-100	A/P CREDITS WITH VENDORS	0.00
282-206-000	DUE TO OTHER FUNDS	0.00
282-206-105	DUE TO PAYROLL FUND	0.00
282-206-999	DUE TO A/P CLEARING	0.00
282-208-100	ACCRUED WAGES PAYABLE	3,236.89
	TOTAL LIABILITIES	<u>3,236.89</u>
EQUITY		
=====		
282-271-000	UNRESERVED FUND BALANCE	( 4,894.74)
	TOTAL BEGINNING EQUITY	( 4,894.74)
	TOTAL REVENUE	50,000.00
	TOTAL EXPENSES	<u>51,088.06</u>
	TOTAL REVENUE OVER/(UNDER) EXPENSES	( 1,088.06)
	TOTAL EQUITY & REV. OVER/(UNDER) EXP.	( 5,982.80)
	TOTAL LIABILITIES, EQUITY & REV.OVER/(UNDER) EXP.	( 2,745.91)
		=====

HILL COUNTY, TEXAS  
 REVENUE REPORT (UNAUDITED)  
 AS OF: SEPTEMBER 30TH, 2025

282-TJPC - W

% OF YEAR COMPLETED: 100.00

REVENUES	CURRENT BUDGET	CURRENT PERIOD	PRIOR YEAR PO ADJUST.	Y-T-D ACTUAL	Y-T-D ENCUMBRANCE	BUDGET BALANCE	% OF BUDGET
<u>REIMBURSEMENTS</u>							
282-333-200 STATE PAYMENTS	0.00	0.00	0.00	50,000.00	0.00	( 50,000.00)	0.00
TOTAL REIMBURSEMENTS	0.00	0.00	0.00	50,000.00	0.00	( 50,000.00)	0.00
<u>FEEES</u>							
282-348-000 TUITION (LOCAL)	0.00	0.00	0.00	0.00	0.00	0.00	0.00
TOTAL FEES	0.00	0.00	0.00	0.00	0.00	0.00	0.00
<u>MISC &amp; OTHER</u>							
282-375-100 INTEREST INCOME	0.00	0.00	0.00	0.00	0.00	0.00	0.00
TOTAL MISC & OTHER	0.00	0.00	0.00	0.00	0.00	0.00	0.00
<u>TRANSFERS</u>							
282-390-000 TRANSFERS IN	0.00	0.00	0.00	0.00	0.00	0.00	0.00
TOTAL TRANSFERS	0.00	0.00	0.00	0.00	0.00	0.00	0.00
TOTAL REVENUES	0.00	0.00	0.00	50,000.00	0.00	( 50,000.00)	0.00

HILL COUNTY, TEXAS  
 EXPENDITURES REPORT (UNAUDITED)  
 AS OF: SEPTEMBER 30TH, 2025

282-TJPC - W  
 JUSTICE SYSTEM  
 TCPC W 98 109

% OF YEAR COMPLETED: 100.00

DEPARTMENTAL EXPENDITURES	CURRENT BUDGET	CURRENT PERIOD	PRIOR YEAR PO ADJUST.	Y-T-D ACTUAL	Y-T-D ENCUMBRANCE	BUDGET BALANCE	% OF BUDGET
<u>SALARIES &amp; BENEFITS</u>							
<u>SALARIES &amp; WAGES</u>							
282-5-2304-1105 STAFF WAGES	0.00	5,031.84	0.00	40,627.63	0.00 (	40,627.63)	0.00
282-5-2304-1155 OVERTIME WAGES	0.00	0.00	0.00	0.00	0.00	0.00	0.00
TOTAL SALARIES & WAGES	0.00	5,031.84	0.00	40,627.63	0.00 (	40,627.63)	0.00
<u>BENEFITS</u>							
282-5-2304-1201 SOCIAL SECURITY & MEDICARE	0.00	379.16	0.00	3,066.10	0.00 (	3,066.10)	0.00
282-5-2304-1202 UNEMPLOYMENT TAX	0.00	23.24	0.00	23.24	0.00 (	23.24)	0.00
282-5-2304-1203 RETIREMENT	0.00	509.21	0.00	4,115.48	0.00 (	4,115.48)	0.00
282-5-2304-1204 RETIREMENT LIFE INSURANCE	0.00	14.10	0.00	121.39	0.00 (	121.39)	0.00
282-5-2304-1205 WORKERS COMP	0.00	25.25	0.00	75.17	0.00 (	75.17)	0.00
282-5-2304-1209 HEALTH INSURANCE	0.00	0.00	0.00	3,059.05	0.00 (	3,059.05)	0.00
TOTAL OTHER TAXES	0.00	950.96	0.00	10,460.43	0.00 (	10,460.43)	0.00
TOTAL SALARIES & BENEFITS	0.00	5,982.80	0.00	51,088.06	0.00 (	51,088.06)	0.00
<u>OPERATING EXPENSES</u>							
282-5-2304-2302 TRAINING & MILEAGE REIMB	0.00	0.00	0.00	0.00	0.00	0.00	0.00
282-5-2304-2305 CONTRACT SERVICES	0.00	0.00	0.00	0.00	0.00	0.00	0.00
282-5-2304-2403 PSYCHOLOGICAL EVALUATIONS	0.00	0.00	0.00	0.00	0.00	0.00	0.00
TOTAL OPERATING EXPENSES	0.00	0.00	0.00	0.00	0.00	0.00	0.00
<u>SUPPLIES</u>							
282-5-2304-3101 SUPPLIES	0.00	0.00	0.00	0.00	0.00	0.00	0.00
282-5-2304-3110 MISCELLANEOUS	0.00	0.00	0.00	0.00	0.00	0.00	0.00
TOTAL SUPPLIES	0.00	0.00	0.00	0.00	0.00	0.00	0.00
<u>CAPITAL OUTLAY</u>							
282-5-2304-4101 CAPITAL OUTLAY	0.00	0.00	0.00	0.00	0.00	0.00	0.00
TOTAL CAPITAL OUTLAY	0.00	0.00	0.00	0.00	0.00	0.00	0.00
<u>OTHER COSTS</u>							
282-5-2304-7201 STATE PAYMENTS / REFUNDS	0.00	0.00	0.00	0.00	0.00	0.00	0.00
TOTAL OTHER COSTS	0.00	0.00	0.00	0.00	0.00	0.00	0.00
<u>OTHER FINANCING (USES)</u>							
282-5-2304-9901 TRANSFERS OUT	0.00	0.00	0.00	0.00	0.00	0.00	0.00
TOTAL OTHER FINANCING (USES)	0.00	0.00	0.00	0.00	0.00	0.00	0.00
TOTAL TCPC W 98 109	0.00	5,982.80	0.00	51,088.06	0.00 (	51,088.06)	0.00
TOTAL JUSTICE SYSTEM	0.00	5,982.80	0.00	51,088.06	0.	0.00	0.00
TOTAL EXPENDITURES	0.00	5,982.80	0.00	51,088.06	0.00 (	51,088.06)	0.00

BALANCE SHEET

AS OF: SEPTEMBER 30TH, 2025

283-JUV RESOURCE OFFICER

ACCOUNT #	ACCOUNT DESCRIPTION	BALANCE	
<hr/>			
<b>ASSETS</b>			
<hr/>			
283-101-097	CLAIM/JUVENILE POOLED	( 1,814.97)	
283-101-100	CASH	0.00	
283-104-100	ACCOUNTS RECEIVABLE	0.00	
283-104-200	GRANT RECEIVABLE	2,033.97	
283-106-000	DUE FROM OTHER FUNDS	0.00	
283-108-100	PREPAID ITEMS	<u>0.00</u>	
			<u>219.00</u>
TOTAL ASSETS			<u>219.00</u>
<hr/>			
<b>LIABILITIES</b>			
<hr/>			
283-201-000	ACCOUNTS PAYABLE	0.00	
283-201-100	A/P CREDITS WITH VENDORS	0.00	
283-206-000	DUE TO OTHER FUNDS	0.00	
283-206-105	DUE TO PAYROLL FUND	0.00	
283-206-999	DUE TO A/P CLEARING	0.00	
283-208-100	ACCRUED WAGES PAYABLE	<u>0.00</u>	
TOTAL LIABILITIES			<u>0.00</u>
<hr/>			
<b>EQUITY</b>			
<hr/>			
283-271-000	UNRESERVED FUND BALANCE	<u>219.00</u>	
TOTAL BEGINNING EQUITY			219.00
TOTAL REVENUE		51,616.56	
TOTAL EXPENSES		<u>51,616.56</u>	
TOTAL REVENUE OVER/(UNDER) EXPENSES		0.00	
TOTAL EQUITY & REV. OVER/(UNDER) EXP.			<u>219.00</u>
TOTAL LIABILITIES, EQUITY & REV.OVER/(UNDER) EXP.			<u>219.00</u>

HILL COUNTY, TEXAS  
 REVENUE REPORT (UNAUDITED)  
 AS OF: SEPTEMBER 30TH, 2025

283-JUV RESOURCE OFFICER

% OF YEAR COMPLETED: 100.00

REVENUES	CURRENT BUDGET	CURRENT PERIOD	PRIOR YEAR PO ADJUST.	Y-T-D ACTUAL	Y-T-D ENCUMBRANCE	BUDGET BALANCE	% OF BUDGET
<u>REIMBURSEMENTS</u>							
283-333-200 GRANT	0.00	2,033.97	0.00	51,616.56	0.00 (	51,616.56)	0.00
TOTAL REIMBURSEMENTS	0.00	2,033.97	0.00	51,616.56	0.00 (	51,616.56)	0.00
<u>MISC &amp; OTHER</u>							
283-375-100 INTEREST INCOME	0.00	0.00	0.00	0.00	0.00	0.00	0.00
TOTAL MISC & OTHER	0.00	0.00	0.00	0.00	0.00	0.00	0.00
<u>TRANSFERS</u>							
283-390-000 TRANSFERS IN	0.00	0.00	0.00	0.00	0.00	0.00	0.00
TOTAL TRANSFERS	0.00	0.00	0.00	0.00	0.00	0.00	0.00
<b>TOTAL REVENUES</b>	<b>0.00</b>	<b>2,033.97</b>	<b>0.00</b>	<b>51,616.56</b>	<b>0.00 (</b>	<b>51,616.56)</b>	<b>0.00</b>

AS OF: SEPTEMBER 30TH, 2025

283-JUV RESOURCE OFFICER  
JUSTICE SYSTEM  
JUV RESOURCE OFFICER

% OF YEAR COMPLETED: 100.00

DEPARTMENTAL EXPENDITURES	CURRENT BUDGET	CURRENT PERIOD	PRIOR YEAR PO ADJUST.	Y-T-D ACTUAL	Y-T-D ENCUMBRANCE	BUDGET BALANCE	% OF BUDGET
<u>SALARIES &amp; BENEFITS</u>							
<u>SALARIES &amp; WAGES</u>							
283-5-2304-1105 STAFF WAGES	0.00	1,211.47	0.00	37,939.44	0.00 (	37,939.44)	0.00
283-5-2304-1113 CELL PHONE ALLOWANCE	0.00	0.00	0.00	0.00	0.00 (	0.00)	0.00
283-5-2304-1155 OVERTIME WAGES	0.00	0.00	0.00	0.00	0.00 (	0.00)	0.00
TOTAL SALARIES & WAGES	0.00	1,211.47	0.00	37,939.44	0.00 (	37,939.44)	0.00
<u>BENEFITS</u>							
283-5-2304-1201 SOCIAL SECURITY & MEDICARE	0.00	0.00	0.00	2,805.69	0.00 (	2,805.69)	0.00
283-5-2304-1202 UNEMPLOYMENT TAX	0.00	0.00	0.00	34.36	0.00 (	34.36)	0.00
283-5-2304-1203 RETIREMENT	0.00	0.00	0.00	3,716.60	0.00 (	3,716.60)	0.00
283-5-2304-1204 RETIREMENT LIFE INSURANCE	0.00	0.00	0.00	109.99	0.00 (	109.99)	0.00
283-5-2304-1205 WORKERS COMP	0.00	65.82	0.00	263.28	0.00 (	263.28)	0.00
283-5-2304-1209 HEALTH INSURANCE	0.00	0.00	0.00	5,990.52	0.00 (	5,990.52)	0.00
283-5-2304-1290 ALLOCATED FRINGE BENEFITS	0.00	756.68	0.00	756.68	0.00 (	756.68)	0.00
TOTAL OTHER TAXES	0.00	822.50	0.00	13,677.12	0.00 (	13,677.12)	0.00
TOTAL SALARIES & BENEFITS	0.00	2,033.97	0.00	51,616.56	0.00 (	51,616.56)	0.00
<u>OPERATING EXPENSES</u>							
283-5-2304-2302 TRAINING & MILEAGE REIMBURS	0.00	0.00	0.00	0.00	0.00 (	0.00)	0.00
283-5-2304-2303 BONDS & INSURANCE	0.00	0.00	0.00	0.00	0.00 (	0.00)	0.00
TOTAL OPERATING EXPENSES	0.00	0.00	0.00	0.00	0.00 (	0.00)	0.00
<u>SUPPLIES</u>							
283-5-2304-3101 SUPPLIES	0.00	0.00	0.00	0.00	0.00 (	0.00)	0.00
TOTAL SUPPLIES	0.00	0.00	0.00	0.00	0.00 (	0.00)	0.00
<u>CAPITAL OUTLAY</u>							
283-5-2304-4101 CAPITAL OUTLAY	0.00	0.00	0.00	0.00	0.00 (	0.00)	0.00
TOTAL CAPITAL OUTLAY	0.00	0.00	0.00	0.00	0.00 (	0.00)	0.00
<u>OTHER COSTS</u>							
283-5-2304-7201 STATE PAYMENTS/REFUNDS	0.00	0.00	0.00	0.00	0.00 (	0.00)	0.00
TOTAL OTHER COSTS	0.00	0.00	0.00	0.00	0.00 (	0.00)	0.00
<u>OTHER FINANCING (USES)</u>							
283-5-2304-9901 TRANSFERS OUT	0.00	0.00	0.00	0.00	0.00 (	0.00)	0.00
TOTAL OTHER FINANCING (USES)	0.00	0.00	0.00	0.00	0.00 (	0.00)	0.00
TOTAL JUV RESOURCE OFFICER	0.00	2,033.97	0.00	51,616.56	0.00 (	51,616.56)	0.00
TOTAL JUSTICE SYSTEM	0.00	2,033.97	0.00	51,616.56	0.	0.00	0.00
TOTAL EXPENDITURES	0.00	2,033.97	0.00	51,616.56	0.00 (	51,616.56)	0.00

BALANCE SHEET

AS OF: SEPTEMBER 30TH, 2025

285-JUV PROBATION REST

ACCOUNT #	ACCOUNT DESCRIPTION	BALANCE	
<hr/>			
ASSETS			
=====			
285-101-097	CLAIM/JUVENILE POOLED	3,459.86	
285-101-100	CASH	<u>0.00</u>	
			<u>3,459.86</u>
TOTAL ASSETS			<u>3,459.86</u>
=====			
LIABILITIES			
=====			
285-201-000	ACCOUNTS PAYABLE	0.00	
285-201-100	A/P CREDITS WITH VENDORS	0.00	
285-206-999	DUE TO A/P CLEARING	<u>0.00</u>	
TOTAL LIABILITIES			<u>0.00</u>
EQUITY			
=====			
285-271-000	UNRESERVED FUND BALANCE	<u>4,196.80</u>	
TOTAL BEGINNING EQUITY			4,196.80
TOTAL REVENUE		7,081.93	
TOTAL EXPENSES		<u>7,818.87</u>	
TOTAL REVENUE OVER/(UNDER) EXPENSES		( 736.94)	
TOTAL EQUITY & REV. OVER/(UNDER) EXP.			<u>3,459.86</u>
TOTAL LIABILITIES, EQUITY & REV.OVER/(UNDER) EXP.			<u>3,459.86</u>
=====			

HILL COUNTY, TEXAS  
 REVENUE REPORT (UNAUDITED)  
 AS OF: SEPTEMBER 30TH, 2025

285-JUV PROBATION REST

% OF YEAR COMPLETED: 100.00

REVENUES	CURRENT BUDGET	CURRENT PERIOD	PRIOR YEAR PO ADJUST.	Y-T-D ACTUAL	Y-T-D ENCUMBRANCE	BUDGET BALANCE	% OF BUDGET
<u>FINES</u>							
285-350-105 RESTITUTION	0.00	0.00	0.00	7,081.93	0.00	( 7,081.93)	0.00
TOTAL FINES	0.00	0.00	0.00	7,081.93	0.00	( 7,081.93)	0.00
<u>MISC &amp; OTHER</u>							
285-375-100 INTEREST INCOME	0.00	0.00	0.00	0.00	0.00	0.00	0.00
TOTAL MISC & OTHER	0.00	0.00	0.00	0.00	0.00	0.00	0.00
<u>TRANSFERS</u>							
285-390-000 TRANSFERS IN	0.00	0.00	0.00	0.00	0.00	0.00	0.00
TOTAL TRANSFERS	0.00	0.00	0.00	0.00	0.00	0.00	0.00
TOTAL REVENUES	0.00	0.00	0.00	7,081.93	0.00	( 7,081.93)	0.00

HILL COUNTY, TEXAS  
 EXPENDITURES REPORT (UNAUDITED)  
 AS OF: SEPTEMBER 30TH, 2025

285-JUV PROBATION REST  
 JUSTICE SYSTEM  
 JUV PROB RESTITUTION

% OF YEAR COMPLETED: 100.00

DEPARTMENTAL EXPENDITURES	CURRENT BUDGET	CURRENT PERIOD	PRIOR YEAR PO ADJUST.	Y-T-D ACTUAL	Y-T-D ENCUMBRANCE	BUDGET BALANCE	% OF BUDGET
<u>OPERATING EXPENSES</u>							
285-5-2304-2406 RESTITUTION	0.00	0.00	0.00	7,818.87	0.00	( 7,818.87)	0.00
TOTAL OPERATING EXPENSES	0.00	0.00	0.00	7,818.87	0.00	( 7,818.87)	0.00
<u>OTHER FINANCING (USES)</u>							
285-5-2304-9901 TRANSFERS OUT	0.00	0.00	0.00	0.00	0.00	0.00	0.00
TOTAL OTHER FINANCING (USES)	0.00	0.00	0.00	0.00	0.00	0.00	0.00
TOTAL JUV PROB RESTITUTION	0.00	0.00	0.00	7,818.87	0.00	( 7,818.87)	0.00
TOTAL JUSTICE SYSTEM	0.00	0.00	0.00	7,818.87	0.	0.00	0.00
TOTAL EXPENDITURES	0.00	0.00	0.00	7,818.87	0.00	( 7,818.87)	0.00

BALANCE SHEET

AS OF: SEPTEMBER 30TH, 2025

286-SCHOOL PMTS-RES OFFICER

ACCOUNT #	ACCOUNT DESCRIPTION	BALANCE	
<hr/>			
ASSETS			
=====			
286-101-097	SCHOOL PMTS - RES OFFICER	18,965.69	
286-104-300	STATE FUNDS RECEIVABLE	0.00	
286-106-000	DUE FROM OTHER FUNDS	<u>0.00</u>	
			<u>18,965.69</u>
TOTAL ASSETS			<u>18,965.69</u>
<hr/>			
LIABILITIES			
=====			
286-206-000	DUE TO OTHER FUNDS	0.00	
286-206-105	DUE TO PAYROLL FUND	0.00	
286-206-999	DUE TO A/P CLEARING	0.00	
286-208-100	Accrued Wages Payable	<u>3.28</u>	
TOTAL LIABILITIES			<u>3.28</u>
<hr/>			
EQUITY			
=====			
286-271-000	UNRESERVED FUND BALANCE	<u>20,980.10</u>	
TOTAL BEGINNING EQUITY			20,980.10
TOTAL REVENUE		0.00	
TOTAL EXPENSES		<u>2,017.69</u>	
TOTAL REVENUE OVER/(UNDER) EXPENSES		( 2,017.69)	
TOTAL EQUITY & REV. OVER/(UNDER) EXP.			<u>18,962.41</u>
TOTAL LIABILITIES, EQUITY & REV.OVER/(UNDER) EXP.			<u>18,965.69</u>

HILL COUNTY, TEXAS  
 REVENUE REPORT (UNAUDITED)  
 AS OF: SEPTEMBER 30TH, 2025

286-SCHOOL PMTS-RES OFFICER

% OF YEAR COMPLETED: 100.00

REVENUES	CURRENT BUDGET	CURRENT PERIOD	PRIOR YEAR PO ADJUST.	Y-T-D ACTUAL	Y-T-D ENCUMBRANCE	BUDGET BALANCE	% OF BUDGET
<u>REIMBURSEMENTS</u>							
286-333-200 STATE PAYMENTS	0.00	0.00	0.00	0.00	0.00	0.00	0.00
TOTAL REIMBURSEMENTS	0.00	0.00	0.00	0.00	0.00	0.00	0.00
<u>FEEES</u>							
286-348-000 SCHOOL TUITION - RES OFFICER	0.00	0.00	0.00	0.00	0.00	0.00	0.00
TOTAL FEES	0.00	0.00	0.00	0.00	0.00	0.00	0.00
<u>TRANSFERS</u>							
286-390-000 TRANSFERS IN	0.00	0.00	0.00	0.00	0.00	0.00	0.00
TOTAL TRANSFERS	0.00	0.00	0.00	0.00	0.00	0.00	0.00
TOTAL REVENUES	0.00	0.00	0.00	0.00	0.00	0.00	0.00

HILL COUNTY, TEXAS  
 EXPENDITURES REPORT (UNAUDITED)  
 AS OF: SEPTEMBER 30TH, 2025

286-SCHOOL PMTS-RES OFFICER  
 JUSTICE SYSTEM  
 SCHOOL PMTS RES OFFICER

% OF YEAR COMPLETED: 100.00

DEPARTMENTAL EXPENDITURES	CURRENT BUDGET	CURRENT PERIOD	PRIOR YEAR PO ADJUST.	Y-T-D ACTUAL	Y-T-D ENCUMBRANCE	BUDGET BALANCE	% OF BUDGET
<u>SALARIES &amp; BENEFITS</u>							
<u>SALARIES &amp; WAGES</u>							
286-5-2307-1105 STAFF WAGES	0.00	1,242.36	0.00	1,242.36	0.00 (	1,242.36)	0.00
286-5-2307-1113 CELL PHONE ALLOWANCE	0.00	15.38	0.00	15.38	0.00 (	15.38)	0.00
TOTAL SALARIES & WAGES	0.00	1,257.74	0.00	1,257.74	0.00 (	1,257.74)	0.00
<u>BENEFITS</u>							
286-5-2307-1201 SOCIAL SECURITY & MEDICARE	0.00	1.36	0.00	1.36	0.00 (	1.36)	0.00
286-5-2307-1202 UNEMPLOYMENT TAX	0.00	0.00	0.00	0.00	0.00	0.00	0.00
286-5-2307-1203 RETIREMENT	0.00	1.87	0.00	1.87	0.00 (	1.87)	0.00
286-5-2307-1204 RETIREMENT LIFE INSURANCE	0.00	0.05	0.00	0.05	0.00 (	0.05)	0.00
286-5-2307-1209 HEALTH INSURANCE	0.00	0.00	0.00	0.00	0.00	0.00	0.00
286-5-2307-1290 ALLOCATED FRINGE BENEFITS	0.00	756.67	0.00	756.67	0.00 (	756.67)	0.00
TOTAL OTHER TAXES	0.00	759.95	0.00	759.95	0.00 (	759.95)	0.00
TOTAL SALARIES & BENEFITS	0.00	2,017.69	0.00	2,017.69	0.00 (	2,017.69)	0.00
<u>OPERATING EXPENSES</u>							
286-5-2307-2404 RESIDENTIAL SERVICE	0.00	0.00	0.00	0.00	0.00	0.00	0.00
TOTAL OPERATING EXPENSES	0.00	0.00	0.00	0.00	0.00	0.00	0.00
<u>OTHER COSTS</u>							
286-5-2307-7201 STATE PAYMENTS/REFUNDS	0.00	0.00	0.00	0.00	0.00	0.00	0.00
TOTAL OTHER COSTS	0.00	0.00	0.00	0.00	0.00	0.00	0.00
<u>OTHER FINANCING (USES)</u>							
286-5-2307-9901 TRANSFERS OUT	0.00	0.00	0.00	0.00	0.00	0.00	0.00
TOTAL OTHER FINANCING (USES)	0.00	0.00	0.00	0.00	0.00	0.00	0.00
TOTAL SCHOOL PMTS RES OFFICER	0.00	2,017.69	0.00	2,017.69	0.00 (	2,017.69)	0.00
TOTAL JUSTICE SYSTEM	0.00	2,017.69	0.00	2,017.69	0.	0.00	0.00
TOTAL EXPENDITURES	0.00	2,017.69	0.00	2,017.69	0.00 (	2,017.69)	0.00

BALANCE SHEET

AS OF: SEPTEMBER 30TH, 2025

288-TITLE IV E

ACCOUNT #	ACCOUNT DESCRIPTION	BALANCE	
<hr/>			
<b>ASSETS</b>			
<hr/>			
288-101-097	CLAIM/JUVENILE POOLED	25.70	
288-101-100	CASH	0.00	
288-104-200	STATE FUNDS RECEIVABLE	0.00	
288-106-000	DUE FROM OTHER FUNDS	<u>0.00</u>	
			<u>25.70</u>
TOTAL ASSETS			25.70
<hr/>			
<b>LIABILITIES</b>			
<hr/>			
288-201-000	ACCOUNTS PAYABLE	0.00	
288-201-100	A/P CREDITS WITH VENDORS	0.00	
288-206-000	DUE TO OTHER FUNDS	0.00	
288-206-105	DUE TO PAYROLL FUND	0.00	
288-206-999	DUE TO A/P CLEARING	0.00	
288-208-100	ACCRUED WAGES PAYABLE	<u>0.00</u>	
TOTAL LIABILITIES			<u>0.00</u>
<hr/>			
<b>EQUITY</b>			
<hr/>			
288-271-000	UNRESERVED FUND BALANCE	<u>25.57</u>	
TOTAL BEGINNING EQUITY			25.57
<hr/>			
TOTAL REVENUE			0.13
TOTAL EXPENSES			<u>0.00</u>
TOTAL REVENUE OVER/(UNDER) EXPENSES			0.13
<hr/>			
TOTAL EQUITY & REV. OVER/(UNDER) EXP.			<u>25.70</u>
<hr/>			
TOTAL LIABILITIES, EQUITY & REV.OVER/(UNDER) EXP.			25.70
<hr/>			

HILL COUNTY, TEXAS  
 REVENUE REPORT (UNAUDITED)  
 AS OF: SEPTEMBER 30TH, 2025

288-TITLE IV E

% OF YEAR COMPLETED: 100.00

REVENUES	CURRENT BUDGET	CURRENT PERIOD	PRIOR YEAR PO ADJUST.	Y-T-D ACTUAL	Y-T-D ENCUMBRANCE	BUDGET BALANCE	% OF BUDGET
<u>REIMBURSEMENTS</u>							
288-333-200 STATE PAYMENTS	0.00	0.00	0.00	0.00	0.00	0.00	0.00
TOTAL REIMBURSEMENTS	0.00	0.00	0.00	0.00	0.00	0.00	0.00
<u>MISC &amp; OTHER</u>							
288-375-100 INTEREST	0.00	0.01	0.00	0.13	0.00 (	0.13)	0.00
TOTAL MISC & OTHER	0.00	0.01	0.00	0.13	0.00 (	0.13)	0.00
<u>TRANSFERS</u>							
288-390-000 TRANSFERS IN	0.00	0.00	0.00	0.00	0.00	0.00	0.00
TOTAL TRANSFERS	0.00	0.00	0.00	0.00	0.00	0.00	0.00
<hr/>							
TOTAL REVENUES	0.00	0.01	0.00	0.13	0.00 (	0.13)	0.00

HILL COUNTY, TEXAS  
 EXPENDITURES REPORT (UNAUDITED)  
 AS OF: SEPTEMBER 30TH, 2025

288-TITLE IV E  
 JUSTICE SYSTEM  
 TITLE IV E

% OF YEAR COMPLETED: 100.00

DEPARTMENTAL EXPENDITURES	CURRENT BUDGET	CURRENT PERIOD	PRIOR YEAR PO ADJUST.	Y-T-D ACTUAL	Y-T-D ENCUMBRANCE	BUDGET BALANCE	% OF BUDGET
<u>SALARIES &amp; BENEFITS</u>							
<u>SALARIES &amp; WAGES</u>							
288-5-2304-1101 SALARY	0.00	0.00	0.00	0.00	0.00	0.00	0.00
TOTAL SALARIES & WAGES	0.00	0.00	0.00	0.00	0.00	0.00	0.00
<u>BENEFITS</u>							
288-5-2304-1201 SOCIAL SECURITY & MEDICARE	0.00	0.00	0.00	0.00	0.00	0.00	0.00
288-5-2304-1202 UNEMPLOYMENT TAX	0.00	0.00	0.00	0.00	0.00	0.00	0.00
288-5-2304-1203 RETIREMENT	0.00	0.00	0.00	0.00	0.00	0.00	0.00
288-5-2304-1204 RETIREMENT LIFE INSURANCE	0.00	0.00	0.00	0.00	0.00	0.00	0.00
288-5-2304-1205 WORKERS COMP	0.00	0.00	0.00	0.00	0.00	0.00	0.00
288-5-2304-1209 HEALTH INSURANCE	0.00	0.00	0.00	0.00	0.00	0.00	0.00
TOTAL OTHER TAXES	0.00	0.00	0.00	0.00	0.00	0.00	0.00
TOTAL SALARIES & BENEFITS	0.00	0.00	0.00	0.00	0.00	0.00	0.00
<u>OPERATING EXPENSES</u>							
288-5-2304-2303 TRAINING & MILEAGE REIMBURS	0.00	0.00	0.00	0.00	0.00	0.00	0.00
288-5-2304-2305 CONTRACT SERVICES	0.00	0.00	0.00	0.00	0.00	0.00	0.00
288-5-2304-2402 MEDICAL EXPENSE	0.00	0.00	0.00	0.00	0.00	0.00	0.00
TOTAL OPERATING EXPENSES	0.00	0.00	0.00	0.00	0.00	0.00	0.00
<u>SUPPLIES</u>							
288-5-2304-3101 SUPPLIES	0.00	0.00	0.00	0.00	0.00	0.00	0.00
288-5-2304-3102 POSTAGE	0.00	0.00	0.00	0.00	0.00	0.00	0.00
288-5-2304-3103 MACHINE & EQUIPMENT RENTAL	0.00	0.00	0.00	0.00	0.00	0.00	0.00
288-5-2304-3104 TELEPHONE	0.00	0.00	0.00	0.00	0.00	0.00	0.00
288-5-2304-3106 BUILDING REPAIRS	0.00	0.00	0.00	0.00	0.00	0.00	0.00
288-5-2304-3107 REPAIRS	0.00	0.00	0.00	0.00	0.00	0.00	0.00
288-5-2304-3110 MISCELLANEOUS	0.00	0.00	0.00	0.00	0.00	0.00	0.00
TOTAL SUPPLIES	0.00	0.00	0.00	0.00	0.00	0.00	0.00
<u>CAPITAL OUTLAY</u>							
288-5-2304-4101 CAPITAL OUTLAY	0.00	0.00	0.00	0.00	0.00	0.00	0.00
TOTAL CAPITAL OUTLAY	0.00	0.00	0.00	0.00	0.00	0.00	0.00
<u>OTHER FINANCING (USES)</u>							
288-5-2304-9901 TRANSFERS OUT	0.00	0.00	0.00	0.00	0.00	0.00	0.00
TOTAL OTHER FINANCING (USES)	0.00	0.00	0.00	0.00	0.00	0.00	0.00
TOTAL TITLE IV E	0.00	0.00	0.00	0.00	0.00	0.00	0.00
TOTAL JUSTICE SYSTEM	0.00	0.00	0.00	0.00	0.00	0.00	0.00
TOTAL EXPENDITURES	0.00	0.00	0.00	0.00	0.00	0.00	0.00

BALANCE SHEET

AS OF: SEPTEMBER 30TH, 2025

289-TJPC - GRANT S

ACCOUNT #	ACCOUNT DESCRIPTION	BALANCE	
<hr/>			
<b>ASSETS</b>			
<hr/>			
289-101-097	CLAIM/JUVENILE POOLED	29,899.04	
289-104-100	ACCOUNTS RECEIVABLE	0.00	
289-104-300	STATE FUNDS RECEIVABLE	0.00	
289-106-000	DUE FROM OTHER FUNDS	<u>0.00</u>	
		<u>29,899.04</u>	
TOTAL ASSETS			<u>29,899.04</u>
<b>LIABILITIES</b>			
<hr/>			
289-206-000	DUE TO OTHER FUNDS	0.00	
289-206-105	DUE TO PAYROLL FUND	0.00	
289-206-999	DUE TO A/P CLEARING	0.00	
289-208-100	ACCRUED WAGES PAYABLE	<u>0.00</u>	
TOTAL LIABILITIES			<u>0.00</u>
<b>EQUITY</b>			
<hr/>			
289-271-000	UNRESERVED FUND BALANCE	<u>7,583.34</u>	
TOTAL BEGINNING EQUITY			7,583.34
TOTAL REVENUE		48,000.00	
TOTAL EXPENSES		<u>25,684.30</u>	
TOTAL REVENUE OVER/(UNDER) EXPENSES		22,315.70	
TOTAL EQUITY & REV. OVER/(UNDER) EXP.			<u>29,899.04</u>
TOTAL LIABILITIES, EQUITY & REV.OVER/(UNDER) EXP.			<u>29,899.04</u>

HILL COUNTY, TEXAS  
REVENUE REPORT (UNAUDITED)  
AS OF: SEPTEMBER 30TH, 2025

289-TJPC - GRANT S

% OF YEAR COMPLETED: 100.00

REVENUES	CURRENT BUDGET	CURRENT PERIOD	PRIOR YEAR PO ADJUST.	Y-T-D ACTUAL	Y-T-D ENCUMBRANCE	BUDGET BALANCE	% OF BUDGET
<hr/>							
<u>REIMBURSEMENTS</u>							
289-333-200 STATE PAYMENTS	0.00	24,000.00	0.00	48,000.00	0.00	( 48,000.00)	0.00
TOTAL REIMBURSEMENTS	0.00	24,000.00	0.00	48,000.00	0.00	( 48,000.00)	0.00
<hr/>							
TOTAL REVENUES	0.00	24,000.00	0.00	48,000.00	0.00	( 48,000.00)	0.00
<hr/>							

HILL COUNTY, TEXAS  
 EXPENDITURES REPORT (UNAUDITED)  
 AS OF: SEPTEMBER 30TH, 2025

289-TJPC - GRANT S  
 JUSTICE SYSTEM  
 TJPC - GRANT S

% OF YEAR COMPLETED: 100.00

DEPARTMENTAL EXPENDITURES	CURRENT BUDGET	CURRENT PERIOD	PRIOR YEAR PO ADJUST.	Y-T-D ACTUAL	Y-T-D ENCUMBRANCE	BUDGET BALANCE	% OF BUDGET
<b>SALARIES &amp; BENEFITS</b>							
<b>SALARIES &amp; WAGES</b>							
289-5-2307-1101 DEPT HEAD SALARY	0.00	0.00	0.00	4,526.92	0.00 (	4,526.92)	0.00
289-5-2307-1105 STAFF WAGES	0.00	1,776.92	0.00	12,560.40	0.00 (	12,560.40)	0.00
289-5-2307-1113 CELL PHONE ALLOWANCE	0.00	0.00	0.00	384.50	0.00 (	384.50)	0.00
TOTAL SALARIES & WAGES	0.00	1,776.92	0.00	17,471.82	0.00 (	17,471.82)	0.00
<b>BENEFITS</b>							
289-5-2307-1201 SOCIAL SECURITY & MEDICARE	0.00	0.00	0.00	846.54	0.00 (	846.54)	0.00
289-5-2307-1202 UNEMPLOYMENT TAX	0.00	0.00	0.00	0.00	0.00	0.00	0.00
289-5-2307-1203 RETIREMENT	0.00	0.00	0.00	1,128.69	0.00 (	1,128.69)	0.00
289-5-2307-1204 RETIREMENT LIFE INSURANCE	0.00	0.00	0.00	31.25	0.00 (	31.25)	0.00
289-5-2307-1205 WORKERS COMP	0.00	0.00	0.00	0.00	0.00	0.00	0.00
289-5-2307-1209 HEALTH INSURANCE	0.00	0.00	0.00	1,409.94	0.00 (	1,409.94)	0.00
289-5-2307-1290 ALLOCATED FRINGE BENEFITS	0.00	295.99	0.00	1,796.06	0.00 (	1,796.06)	0.00
TOTAL OTHER TAXES	0.00	295.99	0.00	5,212.48	0.00 (	5,212.48)	0.00
TOTAL SALARIES & BENEFITS	0.00	2,072.91	0.00	22,684.30	0.00 (	22,684.30)	0.00
<b>OPERATING EXPENSES</b>							
289-5-2307-2302 TRAINING & MILEAGE REIMB	0.00	0.00	0.00	2,000.00	0.00 (	2,000.00)	0.00
289-5-2307-2305 CONTRACT SERVICES	0.00	0.00	0.00	0.00	0.00	0.00	0.00
289-5-2307-2402 MEDICAL EXPENSE	0.00	0.00	0.00	0.00	0.00	0.00	0.00
289-5-2307-2403 PSYCH EVALUATIONS	0.00	0.00	0.00	0.00	0.00	0.00	0.00
289-5-2307-2404 RESIDENTIAL SERVICES/TREATM	0.00	0.00	0.00	0.00	0.00	0.00	0.00
289-5-2307-2405 POLYGRAPH	0.00	0.00	0.00	0.00	0.00	0.00	0.00
TOTAL OPERATING EXPENSES	0.00	0.00	0.00	2,000.00	0.00 (	2,000.00)	0.00
<b>SUPPLIES</b>							
289-5-2307-3101 OFFICE SUPPLIES	0.00	0.00	0.00	1,000.00	0.00 (	1,000.00)	0.00
289-5-2307-3110 MISCELLANEOUS EXP	0.00	0.00	0.00	0.00	0.00	0.00	0.00
TOTAL SUPPLIES	0.00	0.00	0.00	1,000.00	0.00 (	1,000.00)	0.00
<b>CAPITAL OUTLAY</b>							
289-5-2307-4101 CAPITAL OUTLAY	0.00	0.00	0.00	0.00	0.00	0.00	0.00
TOTAL CAPITAL OUTLAY	0.00	0.00	0.00	0.00	0.00	0.00	0.00
<b>OTHER COSTS</b>							
289-5-2307-7201 STATE PAYMENTS/REFUNDS	0.00	0.00	0.00	0.00	0.00	0.00	0.00
TOTAL OTHER COSTS	0.00	0.00	0.00	0.00	0.00	0.00	0.00
TOTAL TJPC - GRANT S	0.00	2,072.91	0.00	25,684.30	0.00 (	25,684.30)	0.00
TOTAL JUSTICE SYSTEM	0.00	2,072.91	0.00	25,684.30	0.	0.00	0.00
TOTAL EXPENDITURES	0.00	2,072.91	0.00	25,684.30	0.00 (	25,684.30)	0.00

**ADULT  
PROBATION**

BALANCE SHEET

AS OF: SEPTEMBER 30TH, 2025

290-JUD.DIST.ADULT PROBATION

ACCOUNT #	ACCOUNT DESCRIPTION	BALANCE	
<b>ASSETS</b>			
=====			
290-101-098	CLAIM/ADULT POOLED	259,249.79	
290-101-100	CASH	0.00	
290-101-101	CASH ON HAND	130.00	
290-101-200	INVESTMENT - MONEY MARKET	202,417.47	
290-102-100	INVESTMENT - CD	202,062.02	
290-103-102	RESERVE FOR UNCOLLECTIBLE	0.00	
290-104-100	ACCOUNTS RECEIVABLE	0.00	
290-106-000	DUE FROM OTHER FUNDS	0.00	
290-108-100	PREPAID ITEMS	0.00	
		<u>663,859.28</u>	
	TOTAL ASSETS		663,859.28
			=====
<b>LIABILITIES</b>			
=====			
290-201-000	ACCOUNTS PAYABLE	0.00	
290-201-100	A/P CREDITS WITH VENDORS	0.00	
290-206-000	DUE TO OTHER FUNDS	0.00	
290-206-105	DUE TO PAYROLL FUND	0.00	
290-206-999	DUE TO A/P CLEARING	134.35	
290-208-100	ACCRUED WAGES PAYABLE	32,585.16	
290-231-002	NOTES PAYABLE	0.00	
	TOTAL LIABILITIES	<u>32,719.51</u>	
<b>EQUITY</b>			
=====			
290-271-000	UNRESERVED FUND BALANCE	<u>597,858.98</u>	
	TOTAL BEGINNING EQUITY	597,858.98	
	TOTAL REVENUE	857,742.70	
	TOTAL EXPENSES	<u>824,461.91</u>	
	TOTAL REVENUE OVER/(UNDER) EXPENSES	33,280.79	
	TOTAL EQUITY & REV. OVER/(UNDER) EXP.	<u>631,139.77</u>	
	TOTAL LIABILITIES, EQUITY & REV.OVER/(UNDER) EXP.		663,859.28
			=====

HILL COUNTY, TEXAS  
 REVENUE REPORT (UNAUDITED)  
 AS OF: SEPTEMBER 30TH, 2025

290-JUD.DIST.ADULT PROBATION

% OF YEAR COMPLETED: 100.00

REVENUES	CURRENT BUDGET	CURRENT PERIOD	PRIOR YEAR PO ADJUST.	Y-T-D ACTUAL	Y-T-D ENCUMBRANCE	BUDGET BALANCE	% OF BUDGET
<u>REIMBURSEMENTS</u>							
290-333-200 STATE PAYMENTS	0.00	108,557.00	0.00	344,413.50	0.00 (	344,413.50)	0.00
290-333-300 PRESENTENCING INVESTIGATION	0.00	0.00	0.00	0.00	0.00	0.00	0.00
TOTAL REIMBURSEMENTS	0.00	108,557.00	0.00	344,413.50	0.00 (	344,413.50)	0.00
<u>FEEES</u>							
290-349-001 PROBATION FEES	0.00	34,907.01	0.00	413,597.19	0.00 (	413,597.19)	0.00
290-349-002 OTHER REVENUE	0.00	2,420.00	0.00	28,127.01	0.00 (	28,127.01)	0.00
290-349-003 PROGRAM PARTICIPANTS	0.00	4,794.00	0.00	54,169.08	0.00 (	54,169.08)	0.00
290-349-004 RESTITUTION	0.00	0.00	0.00	159.87	0.00 (	159.87)	0.00
TOTAL FEES	0.00	42,121.01	0.00	496,053.15	0.00 (	496,053.15)	0.00
<u>MISC &amp; OTHER</u>							
290-370-500 MISCELLANEOUS INCOME	0.00	0.00	0.00	0.00	0.00	0.00	0.00
290-375-100 INTEREST	0.00	1,522.79	0.00	17,276.05	0.00 (	17,276.05)	0.00
290-379-100 SALE OF FIXED ASSETS	0.00	0.00	0.00	0.00	0.00	0.00	0.00
TOTAL MISC & OTHER	0.00	1,522.79	0.00	17,276.05	0.00 (	17,276.05)	0.00
<u>TRANSFERS</u>							
290-390-000 TRANSFERS IN	0.00	0.00	0.00	0.00	0.00	0.00	0.00
TOTAL TRANSFERS	0.00	0.00	0.00	0.00	0.00	0.00	0.00
TOTAL REVENUES	0.00	152,200.80	0.00	857,742.70	0.00 (	857,742.70)	0.00

HILL COUNTY, TEXAS  
 EXPENDITURES REPORT (UNAUDITED)  
 AS OF: SEPTEMBER 30TH, 2025

290-JUD.DIST.ADULT PROBATION  
 CORRECTIONS&REHABILITATI  
 JUD.DIST.ADULT.PROB BASIC

% OF YEAR COMPLETED: 100.00

DEPARTMENTAL EXPENDITURES	CURRENT BUDGET	CURRENT PERIOD	PRIOR YEAR PO ADJUST.	Y-T-D ACTUAL	Y-T-D ENCUMBRANCE	BUDGET BALANCE	% OF BUDGET
<b>SALARIES &amp; BENEFITS</b>							
<b>SALARIES &amp; WAGES</b>							
290-5-4201-1102 STATE SUPPLEMENT - RIDER 8	0.00	0.00	0.00	0.00	0.00	0.00	0.00
290-5-4201-1104 DEPT. HEAD SALARY	0.00	8,110.63	0.00	8,110.63	0.00 (	8,110.63)	0.00
290-5-4201-1105 STAFF WAGES	0.00	42,331.04	0.00	575,181.96	0.00 (	575,181.96)	0.00
290-5-4201-1116 INTERPRETING SUPPLEMENT	0.00	338.45	0.00	4,015.23	0.00 (	4,015.23)	0.00
290-5-4201-1122 LONGEVITY PAY	0.00	0.00	0.00	9,925.00	0.00 (	9,925.00)	0.00
290-5-4201-1155 OVERTIME WAGES	0.00	11.39	0.00	550.68	0.00 (	550.68)	0.00
TOTAL SALARIES & WAGES	0.00	50,791.51	0.00	597,783.50	0.00 (	597,783.50)	0.00
<b>BENEFITS</b>							
290-5-4201-1201 SOCIAL SECURITY & MEDICARE	0.00	3,654.44	0.00	43,497.89	0.00 (	43,497.89)	0.00
290-5-4201-1202 UNEMPLOYMENT TAX	0.00	277.09	0.00	990.29	0.00 (	990.29)	0.00
290-5-4201-1203 RETIREMENT	0.00	5,140.09	0.00	60,568.97	0.00 (	60,568.97)	0.00
290-5-4201-1204 RETIREMENT LIFE INSURANCE	0.00	142.20	0.00	1,760.14	0.00 (	1,760.14)	0.00
290-5-4201-1209 HEALTH INSURANCE	0.00	0.00	0.00	0.00	0.00	0.00	0.00
TOTAL OTHER TAXES	0.00	9,213.82	0.00	106,817.29	0.00 (	106,817.29)	0.00
TOTAL SALARIES & BENEFITS	0.00	60,005.33	0.00	704,600.79	0.00 (	704,600.79)	0.00
<b>OPERATING EXPENSES</b>							
290-5-4201-2315 BANK SERVICE CHARGES	0.00	0.00	0.00	0.00	0.00	0.00	0.00
290-5-4201-2316 FISCAL FEE	0.00	0.00	0.00	2,146.27	0.00 (	2,146.27)	0.00
290-5-4201-2317 APO PROFESSIONAL FEES	0.00	1,563.00	0.00	44,310.87	0.00 (	44,310.87)	0.00
290-5-4201-2318 TRAVEL & PER DIEM	0.00	0.00	0.00	3,179.33	0.00 (	3,179.33)	0.00
TOTAL OPERATING EXPENSES	0.00	1,563.00	0.00	49,636.47	0.00 (	49,636.47)	0.00
<b>SUPPLIES</b>							
290-5-4201-3101 SUPPLIES	0.00	142.65	0.00	8,447.92	0.00 (	8,447.92)	0.00
290-5-4201-3102 POSTAGE	0.00	0.00	0.00	1,660.00	0.00 (	1,660.00)	0.00
290-5-4201-3104 TELEPHONE	0.00	862.50	0.00	10,344.19	0.00 (	10,344.19)	0.00
290-5-4201-3105 UTILITIES	0.00	0.00	0.00	0.00	0.00	0.00	0.00
290-5-4201-3120 UA SUPPLIES	0.00	880.00	0.00	18,852.84	0.00 (	18,852.84)	0.00
290-5-4201-3121 EDUCATION RESOURCES	0.00	0.00	0.00	0.00	0.00	0.00	0.00
TOTAL SUPPLIES	0.00	1,885.15	0.00	39,304.95	0.00 (	39,304.95)	0.00
<b>CAPITAL OUTLAY</b>							
290-5-4201-4101 CAPITAL OUTLAY	0.00	0.00	0.00	0.00	0.00	0.00	0.00
290-5-4201-4102 APO EQUIPMENT	0.00	0.00	0.00	17,356.54	0.00 (	17,356.54)	0.00
TOTAL CAPITAL OUTLAY	0.00	0.00	0.00	17,356.54	0.00 (	17,356.54)	0.00
<b>OTHER COSTS</b>							
290-5-4201-7201 STATE PAYMENTS/REFUNDS	0.00	0.00	0.00	0.00	0.00	0.00	0.00
290-5-4201-7301 REFUNDS	0.00	0.00	0.00	0.00	0.00	0.00	0.00
TOTAL OTHER COSTS	0.00	0.00	0.00	0.00	0.00	0.00	0.00

HILL COUNTY, TEXAS  
 EXPENDITURES REPORT (UNAUDITED)  
 AS OF: SEPTEMBER 30TH, 2025

290-JUD.DIST.ADULT PROBATION  
 CORRECTIONS&REHABILITATI  
 JUD.DIST.ADULT.PROB BASIC

% OF YEAR COMPLETED: 100.00

DEPARTMENTAL EXPENDITURES	CURRENT BUDGET	CURRENT PERIOD	PRIOR YEAR PO ADJUST.	Y-T-D ACTUAL	Y-T-D ENCUMBRANCE	BUDGET BALANCE	% OF BUDGET
<hr/>							
<u>OTHER FINANCING (USES)</u>							
290-5-4201-9901 TRANSFERS OUT	0.00	0.00	0.00	13,563.16	0.00	( 13,563.16)	0.00
TOTAL OTHER FINANCING (USES)	0.00	0.00	0.00	13,563.16	0.00	( 13,563.16)	0.00
<hr/>							
TOTAL JUD.DIST.ADULT.PROB BASIC	0.00	63,453.48	0.00	824,461.91	0.00	( 824,461.91)	0.00
<hr/>							
TOTAL CORRECTIONS&REHABILITATI	0.00	63,453.48	0.00	824,461.91	0.	0.00	0.00
<hr/>							
TOTAL EXPENDITURES	0.00	63,453.48	0.00	824,461.91	0.00	( 824,461.91)	0.00
<hr/> <hr/>							

BALANCE SHEET

AS OF: SEPTEMBER 30TH, 2025

291-CCP-SUB.ABUSE(12)

ACCOUNT #	ACCOUNT DESCRIPTION	BALANCE	
<hr/>			
ASSETS			
=====			
291-101-098	CLAIM/ADULT POOLED	18,928.23	
291-101-100	CASH	0.00	
291-106-000	DUE FROM OTHER FUNDS	<u>0.00</u>	
			<u>18,928.23</u>
TOTAL ASSETS			18,928.23
			=====
LIABILITIES			
=====			
291-201-000	ACCOUNTS PAYABLE	0.00	
291-201-100	A/P CREDITS WITH VENDORS	0.00	
291-206-000	DUE TO OTHER FUNDS	0.00	
291-206-105	DUE TO PAYROLL FUND	0.00	
291-206-999	DUE TO A/P CLEARING	0.00	
291-208-100	ACCRUED WAGES PAYABLE	<u>1,106.12</u>	
TOTAL LIABILITIES			<u>1,106.12</u>
EQUITY			
=====			
291-271-000	UNRESERVED FUND BALANCE	<u>45,564.21</u>	
TOTAL BEGINNING EQUITY			45,564.21
TOTAL REVENUE		78,338.00	
TOTAL EXPENSES		<u>106,080.10</u>	
TOTAL REVENUE OVER/(UNDER) EXPENSES		( 27,742.10)	
TOTAL EQUITY & REV. OVER/(UNDER) EXP.			<u>17,822.11</u>
TOTAL LIABILITIES, EQUITY & REV.OVER/(UNDER) EXP.			18,928.23
			=====

HILL COUNTY, TEXAS  
 REVENUE REPORT (UNAUDITED)  
 AS OF: SEPTEMBER 30TH, 2025

291-CCP-SUB.ABUSE (12)

% OF YEAR COMPLETED: 100.00

REVENUES	CURRENT BUDGET	CURRENT PERIOD	PRIOR YEAR PO ADJUST.	Y-T-D ACTUAL	Y-T-D ENCUMBRANCE	BUDGET BALANCE	% OF BUDGET
<u>REIMBURSEMENTS</u>							
291-333-200 GRANT	0.00	19,850.00	0.00	78,338.00	0.00	( 78,338.00)	0.00
TOTAL REIMBURSEMENTS	0.00	19,850.00	0.00	78,338.00	0.00	( 78,338.00)	0.00
<u>MISC &amp; OTHER</u>							
291-375-100 INTEREST INCOME	0.00	0.00	0.00	0.00	0.00	0.00	0.00
TOTAL MISC & OTHER	0.00	0.00	0.00	0.00	0.00	0.00	0.00
<u>TRANSFERS</u>							
291-390-000 TRANSFERS IN	0.00	0.00	0.00	0.00	0.00	0.00	0.00
TOTAL TRANSFERS	0.00	0.00	0.00	0.00	0.00	0.00	0.00
TOTAL REVENUES	0.00	19,850.00	0.00	78,338.00	0.00	( 78,338.00)	0.00

HILL COUNTY, TEXAS  
 EXPENDITURES REPORT (UNAUDITED)  
 AS OF:SEPTEMBER 30TH, 2025

291-CCP-SUB.ABUSE(12)

CORRECTIONS&REHABILITATI

% OF YEAR COMPLETED: 100.00

CCP(SAPA)SUB AB.INTERV

DEPARTMENTAL EXPENDITURES	CURRENT BUDGET	CURRENT PERIOD	PRIOR YEAR PO ADJUST.	Y-T-D ACTUAL	Y-T-D ENCUMBRANCE	BUDGET BALANCE	% OF BUDGET
<b>SALARIES &amp; BENEFITS</b>							
<b>SALARIES &amp; WAGES</b>							
291-5-4201-1102 STATE SUPPLEMENT - RIDER 8	0.00	0.00	0.00	0.00	0.00	0.00	0.00
291-5-4201-1105 STAFF WAGES	0.00	1,727.37	0.00	19,599.31	0.00	( 19,599.31)	0.00
291-5-4201-1106 PART TIME WAGES	0.00	0.00	0.00	0.00	0.00	0.00	0.00
291-5-4201-1155 OVERTIME WAGES	0.00	0.00	0.00	0.00	0.00	0.00	0.00
<b>TOTAL SALARIES &amp; WAGES</b>	<b>0.00</b>	<b>1,727.37</b>	<b>0.00</b>	<b>19,599.31</b>	<b>0.00</b>	<b>( 19,599.31)</b>	<b>0.00</b>
<b>BENEFITS</b>							
291-5-4201-1201 SOCIAL SECURITY & MEDICARE	0.00	120.89	0.00	1,392.38	0.00	( 1,392.38)	0.00
291-5-4201-1202 UNEMPLOYMENT TAX	0.00	0.00	0.00	0.00	0.00	0.00	0.00
291-5-4201-1203 RETIREMENT	0.00	174.79	0.00	1,986.40	0.00	( 1,986.40)	0.00
291-5-4201-1204 RETIREMENT LIFE INSURANCE	0.00	4.84	0.00	57.59	0.00	( 57.59)	0.00
291-5-4201-1209 HEALTH INSURANCE	0.00	0.00	0.00	0.00	0.00	0.00	0.00
<b>TOTAL OTHER TAXES</b>	<b>0.00</b>	<b>300.52</b>	<b>0.00</b>	<b>3,436.37</b>	<b>0.00</b>	<b>( 3,436.37)</b>	<b>0.00</b>
<b>TOTAL SALARIES &amp; BENEFITS</b>	<b>0.00</b>	<b>2,027.89</b>	<b>0.00</b>	<b>23,035.68</b>	<b>0.00</b>	<b>( 23,035.68)</b>	<b>0.00</b>
<b>OPERATING EXPENSES</b>							
291-5-4201-2305 CONTRACT SERVICES	0.00	0.00	0.00	0.00	0.00	0.00	0.00
291-5-4201-2316 FISCAL FEE	0.00	0.00	0.00	584.88	0.00	( 584.88)	0.00
291-5-4201-2317 APO PROFESSIONAL FEES	0.00	0.00	0.00	0.00	0.00	0.00	0.00
291-5-4201-2318 TRAVEL & PER DIEM	0.00	0.00	0.00	0.00	0.00	0.00	0.00
<b>TOTAL OPERATING EXPENSES</b>	<b>0.00</b>	<b>0.00</b>	<b>0.00</b>	<b>584.88</b>	<b>0.00</b>	<b>( 584.88)</b>	<b>0.00</b>
<b>SUPPLIES</b>							
291-5-4201-3101 SUPPLIES	0.00	0.00	0.00	0.00	0.00	0.00	0.00
<b>TOTAL SUPPLIES</b>	<b>0.00</b>	<b>0.00</b>	<b>0.00</b>	<b>0.00</b>	<b>0.00</b>	<b>0.00</b>	<b>0.00</b>
<b>OTHER COSTS</b>							
291-5-4201-7201 STATE PAYMENTS/REFUNDS	0.00	0.00	0.00	0.00	0.00	0.00	0.00
<b>TOTAL OTHER COSTS</b>	<b>0.00</b>	<b>0.00</b>	<b>0.00</b>	<b>0.00</b>	<b>0.00</b>	<b>0.00</b>	<b>0.00</b>
<b>OTHER FINANCING (USES)</b>							
291-5-4201-9901 TRANSFERS OUT	0.00	0.00	0.00	82,459.54	0.00	( 82,459.54)	0.00
<b>TOTAL OTHER FINANCING (USES)</b>	<b>0.00</b>	<b>0.00</b>	<b>0.00</b>	<b>82,459.54</b>	<b>0.00</b>	<b>( 82,459.54)</b>	<b>0.00</b>
<b>TOTAL CCP(SAPA)SUB AB.INTERV</b>	<b>0.00</b>	<b>2,027.89</b>	<b>0.00</b>	<b>106,080.10</b>	<b>0.00</b>	<b>( 106,080.10)</b>	<b>0.00</b>
<b>TOTAL CORRECTIONS&amp;REHABILITATI</b>	<b>0.00</b>	<b>2,027.89</b>	<b>0.00</b>	<b>106,080.10</b>	<b>0.00</b>	<b>0.00</b>	<b>0.00</b>
<b>TOTAL EXPENDITURES</b>	<b>0.00</b>	<b>2,027.89</b>	<b>0.00</b>	<b>106,080.10</b>	<b>0.00</b>	<b>( 106,080.10)</b>	<b>0.00</b>

BALANCE SHEET

AS OF: SEPTEMBER 30TH, 2025

293-SUB. ABUSE (012)-DP

ACCOUNT #	ACCOUNT DESCRIPTION	BALANCE	
<hr/>			
ASSETS			
=====			
293-101-098	CLAIM/ADULT POOLED	25,449.91	
293-101-100	CASH	0.00	
293-104-100	ACCOUNTS RECEIVABLE	0.00	
293-104-300	STATE AID RECEIVABLE	0.00	
293-106-000	DUE FROM OTHER FUNDS	0.00	
		<u>0.00</u>	
			<u>25,449.91</u>
TOTAL ASSETS			25,449.91
<hr/>			
LIABILITIES			
=====			
293-201-000	ACCOUNTS PAYABLE	0.00	
293-201-100	A/P CREDITS WITH VENDORS	0.00	
293-206-000	DUE TO OTHER FUNDS	0.00	
293-206-105	DUE TO PAYROLL FUND	0.00	
293-206-999	DUE TO A/P CLEARING	2,435.51	
293-208-100	ACCRUED WAGES PAYABLE	7,023.19	
		<u>7,023.19</u>	
TOTAL LIABILITIES			<u>9,458.70</u>
<hr/>			
EQUITY			
=====			
293-271-000	UNRESERVED FUND BALANCE	29,077.64	
TOTAL BEGINNING EQUITY		29,077.64	
TOTAL REVENUE		179,128.74	
TOTAL EXPENSES		<u>192,215.17</u>	
TOTAL REVENUE OVER/(UNDER) EXPENSES		( 13,086.43)	
TOTAL EQUITY & REV. OVER/(UNDER) EXP.			<u>15,991.21</u>
TOTAL LIABILITIES, EQUITY & REV.OVER/(UNDER) EXP.			25,449.91
<hr/>			

HILL COUNTY, TEXAS  
 REVENUE REPORT (UNAUDITED)  
 AS OF: SEPTEMBER 30TH, 2025

293-SUB. ABUSE (012)-DP

% OF YEAR COMPLETED: 100.00

REVENUES	CURRENT BUDGET	CURRENT PERIOD	PRIOR YEAR PO ADJUST.	Y-T-D ACTUAL	Y-T-D ENCUMBRANCE	BUDGET BALANCE	% OF BUDGET
<u>REIMBURSEMENTS</u>							
293-333-200 GRANT	0.00	31,348.00	0.00	125,390.00	0.00	( 125,390.00)	0.00
TOTAL REIMBURSEMENTS	0.00	31,348.00	0.00	125,390.00	0.00	( 125,390.00)	0.00
<u>MISC &amp; OTHER</u>							
293-375-100 INTEREST INCOME	0.00	0.00	0.00	0.00	0.00	0.00	0.00
TOTAL MISC & OTHER	0.00	0.00	0.00	0.00	0.00	0.00	0.00
<u>TRANSFERS</u>							
293-390-000 TRANSFERS IN	0.00	0.00	0.00	53,738.74	0.00	( 53,738.74)	0.00
TOTAL TRANSFERS	0.00	0.00	0.00	53,738.74	0.00	( 53,738.74)	0.00
TOTAL REVENUES	0.00	31,348.00	0.00	179,128.74	0.00	( 179,128.74)	0.00

HILL COUNTY, TEXAS  
 EXPENDITURES REPORT (UNAUDITED)  
 AS OF: SEPTEMBER 30TH, 2025

293-SUB. ABUSE (012)-DP  
 CORRECTIONS&REHABILITATI  
 SUB. ABUSE TREAT (012)

% OF YEAR COMPLETED: 100.00

DEPARTMENTAL EXPENDITURES	CURRENT BUDGET	CURRENT PERIOD	PRIOR YEAR PO ADJUST.	Y-T-D ACTUAL	Y-T-D ENCUMBRANCE	BUDGET BALANCE	% OF BUDGET
<b>SALARIES &amp; BENEFITS</b>							
<b>SALARIES &amp; WAGES</b>							
293-5-4201-1102 STATE SUPPLEMENT - RIDER 8	0.00	0.00	0.00	0.00	0.00	0.00	0.00
293-5-4201-1105 SALARY	0.00	10,884.37	0.00	126,759.08	0.00	( 126,759.08)	0.00
293-5-4201-1122 LONGEVITY PAY	0.00	0.00	0.00	2,500.00	0.00	( 2,500.00)	0.00
293-5-4201-1155 OVERTIME WAGES	0.00	19.20	0.00	1,589.35	0.00	( 1,589.35)	0.00
TOTAL SALARIES & WAGES	0.00	10,903.57	0.00	130,848.43	0.00	( 130,848.43)	0.00
<b>BENEFITS</b>							
293-5-4201-1201 SOCIAL SECURITY & MEDICARE	0.00	823.31	0.00	9,948.58	0.00	( 9,948.58)	0.00
293-5-4201-1202 UNEMPLOYMENT TAX	0.00	60.42	0.00	201.02	0.00	( 201.02)	0.00
293-5-4201-1203 RETIREMENT	0.00	1,103.45	0.00	13,248.55	0.00	( 13,248.55)	0.00
293-5-4201-1204 RETIREMENT LIFE INSURANCE	0.00	30.53	0.00	385.72	0.00	( 385.72)	0.00
293-5-4201-1209 HEALTH INSURANCE	0.00	0.00	0.00	0.00	0.00	0.00	0.00
TOTAL OTHER TAXES	0.00	2,017.71	0.00	23,783.87	0.00	( 23,783.87)	0.00
TOTAL SALARIES & BENEFITS	0.00	12,921.28	0.00	154,632.30	0.00	( 154,632.30)	0.00
<b>OPERATING EXPENSES</b>							
293-5-4201-2305 CONTRACT SERVICES	0.00	1,848.00	0.00	28,398.00	0.00	( 28,398.00)	0.00
293-5-4201-2316 FISCAL FEE	0.00	0.00	0.00	940.43	0.00	( 940.43)	0.00
293-5-4201-2317 APO PROFESSIONAL FEES	0.00	0.00	0.00	0.00	0.00	0.00	0.00
293-5-4201-2318 TRAVEL & PER DIEM	0.00	587.51	0.00	8,244.44	0.00	( 8,244.44)	0.00
TOTAL OPERATING EXPENSES	0.00	2,435.51	0.00	37,582.87	0.00	( 37,582.87)	0.00
<b>SUPPLIES</b>							
293-5-4201-3101 SUPPLIES	0.00	0.00	0.00	0.00	0.00	0.00	0.00
293-5-4201-3121 EDUCATION RESOURCES	0.00	0.00	0.00	0.00	0.00	0.00	0.00
TOTAL SUPPLIES	0.00	0.00	0.00	0.00	0.00	0.00	0.00
<b>CAPITAL OUTLAY</b>							
293-5-4201-4101 CAPITAL OUTLAY	0.00	0.00	0.00	0.00	0.00	0.00	0.00
TOTAL CAPITAL OUTLAY	0.00	0.00	0.00	0.00	0.00	0.00	0.00
<b>OTHER COSTS</b>							
293-5-4201-7201 STATE PAYMENTS/REFUNDS	0.00	0.00	0.00	0.00	0.00	0.00	0.00
TOTAL OTHER COSTS	0.00	0.00	0.00	0.00	0.00	0.00	0.00
<b>OTHER FINANCING (USES)</b>							
293-5-4201-9901 TRANSFERS OUT	0.00	0.00	0.00	0.00	0.00	0.00	0.00
TOTAL OTHER FINANCING (USES)	0.00	0.00	0.00	0.00	0.00	0.00	0.00
TOTAL SUB. ABUSE TREAT (012)	0.00	15,356.79	0.00	192,215.17	0.00	( 192,215.17)	0.00
TOTAL CORRECTIONS&REHABILITATI	0.00	15,356.79	0.00	192,215.17	0.	0.00	0.00
TOTAL EXPENDITURES	0.00	15,356.79	0.00	192,215.17	0.00	( 192,215.17)	0.00

BALANCE SHEET

AS OF: SEPTEMBER 30TH, 2025

295-SEX OFFENDER (26) DP

ACCOUNT #	ACCOUNT DESCRIPTION	BALANCE	
<hr/>			
ASSETS			
=====			
295-101-098	CLAIM/ADULT POOLED	20,656.47	
295-101-100	CASH	0.00	
295-104-100	ACCOUNTS RECEIVABLE	0.00	
295-104-300	STATE AID RECEIVABLE	0.00	
295-106-000	DUE FROM OTHER FUNDS	0.00	
		<u>0.00</u>	
			<u>20,656.47</u>
TOTAL ASSETS			<u>20,656.47</u>
LIABILITIES			
=====			
295-201-000	ACCOUNTS PAYABLE	0.00	
295-201-100	A/P CREDITS WITH VENDORS	0.00	
295-206-000	DUE TO OTHER FUNDS	0.00	
295-206-105	DUE TO PAYROLL FUND	0.00	
295-206-999	DUE TO A/P CLEARING	5,364.40	
295-208-100	ACCRUED WAGES PAYABLE	3,295.49	
		<u>3,295.49</u>	
TOTAL LIABILITIES			<u>8,659.89</u>
EQUITY			
=====			
295-271-000	FUND BALANCE	10,215.57	
	TOTAL BEGINNING EQUITY	10,215.57	
TOTAL REVENUE		123,669.96	
TOTAL EXPENSES		<u>121,888.95</u>	
TOTAL REVENUE OVER/(UNDER) EXPENSES		1,781.01	
TOTAL EQUITY & REV. OVER/(UNDER) EXP.		<u>11,996.58</u>	
TOTAL LIABILITIES, EQUITY & REV.OVER/(UNDER) EXP.			<u>20,656.47</u>

HILL COUNTY, TEXAS  
 REVENUE REPORT (UNAUDITED)  
 AS OF: SEPTEMBER 30TH, 2025

295-SEX OFFENDER (26) DP

% OF YEAR COMPLETED: 100.00

REVENUES	CURRENT BUDGET	CURRENT PERIOD	PRIOR YEAR PO ADJUST.	Y-T-D ACTUAL	Y-T-D ENCUMBRANCE	BUDGET BALANCE	% OF BUDGET
<u>REIMBURSEMENTS</u>							
295-333-200 GRANT	0.00	20,347.00	0.00	81,386.00	0.00	( 81,386.00)	0.00
TOTAL REIMBURSEMENTS	0.00	20,347.00	0.00	81,386.00	0.00	( 81,386.00)	0.00
<u>MISC &amp; OTHER</u>							
295-375-100 INTEREST INCOME	0.00	0.00	0.00	0.00	0.00	0.00	0.00
TOTAL MISC & OTHER	0.00	0.00	0.00	0.00	0.00	0.00	0.00
<u>TRANSFERS</u>							
295-390-000 TRANSFERS IN	0.00	0.00	0.00	42,283.96	0.00	( 42,283.96)	0.00
TOTAL TRANSFERS	0.00	0.00	0.00	42,283.96	0.00	( 42,283.96)	0.00
<b>TOTAL REVENUES</b>	<b>0.00</b>	<b>20,347.00</b>	<b>0.00</b>	<b>123,669.96</b>	<b>0.00</b>	<b>( 123,669.96)</b>	<b>0.00</b>

HILL COUNTY, TEXAS  
 EXPENDITURES REPORT (UNAUDITED)  
 AS OF: SEPTEMBER 30TH, 2025

295-SEX OFFENDER (26) DP  
 CORRECTIONS&REHABILITATI  
 SEX OFFENDER (26) DP

% OF YEAR COMPLETED: 100.00

DEPARTMENTAL EXPENDITURES	CURRENT BUDGET	CURRENT PERIOD	PRIOR YEAR PO ADJUST.	Y-T-D ACTUAL	Y-T-D ENCUMBRANCE	BUDGET BALANCE	% OF BUDGET
<b>SALARIES &amp; BENEFITS</b>							
<b>SALARIES &amp; WAGES</b>							
295-5-4201-1102 STATE SUPPLEMENT-RIDER 80	0.00	0.00	0.00	0.00	0.00	0.00	0.00
295-5-4201-1105 STAFF WAGES	0.00	5,150.64	0.00	58,439.99	0.00	( 58,439.99)	0.00
295-5-4201-1116 INTERPRETING SUPPLEMENT	0.00	0.00	0.00	0.00	0.00	0.00	0.00
295-5-4201-1122 LONGEVITY PAY	0.00	0.00	0.00	375.00	0.00	( 375.00)	0.00
295-5-4201-1155 OVERTIME WAGES	0.00	0.00	0.00	222.41	0.00	( 222.41)	0.00
<b>TOTAL SALARIES &amp; WAGES</b>	<b>0.00</b>	<b>5,150.64</b>	<b>0.00</b>	<b>59,037.40</b>	<b>0.00</b>	<b>( 59,037.40)</b>	<b>0.00</b>
<b>BENEFITS</b>							
295-5-4201-1201 SOCIAL SECURITY & MEDICARE	0.00	355.41	0.00	4,123.99	0.00	( 4,123.99)	0.00
295-5-4201-1202 UNEMPLOYMENT TAX	0.00	24.29	0.00	91.15	0.00	( 91.15)	0.00
295-5-4201-1203 RETIREMENT	0.00	521.25	0.00	5,978.87	0.00	( 5,978.87)	0.00
295-5-4201-1204 RETIREMENT LIFE INSURANCE	0.00	14.43	0.00	173.61	0.00	( 173.61)	0.00
295-5-4201-1209 HEALTH INSURANCE	0.00	0.00	0.00	0.00	0.00	0.00	0.00
<b>TOTAL OTHER TAXES</b>	<b>0.00</b>	<b>915.38</b>	<b>0.00</b>	<b>10,367.62</b>	<b>0.00</b>	<b>( 10,367.62)</b>	<b>0.00</b>
<b>TOTAL SALARIES &amp; BENEFITS</b>	<b>0.00</b>	<b>6,066.02</b>	<b>0.00</b>	<b>69,405.02</b>	<b>0.00</b>	<b>( 69,405.02)</b>	<b>0.00</b>
<b>OPERATING EXPENSES</b>							
295-5-4201-2305 CONTRACT SERVICES	0.00	2,010.00	0.00	47,310.00	0.00	( 47,310.00)	0.00
295-5-4201-2316 FISCAL FEE	0.00	0.00	0.00	610.40	0.00	( 610.40)	0.00
295-5-4201-2317 APO PROFESSIONAL FEES	0.00	0.00	0.00	0.00	0.00	0.00	0.00
295-5-4201-2318 TRAVEL & PER DIEM	0.00	274.40	0.00	4,563.53	0.00	( 4,563.53)	0.00
<b>TOTAL OPERATING EXPENSES</b>	<b>0.00</b>	<b>2,284.40</b>	<b>0.00</b>	<b>52,483.93</b>	<b>0.00</b>	<b>( 52,483.93)</b>	<b>0.00</b>
<b>SUPPLIES</b>							
295-5-4201-3101 SUPPLIES	0.00	0.00	0.00	0.00	0.00	0.00	0.00
295-5-4201-3121 EDUCATION RESOURCES	0.00	0.00	0.00	0.00	0.00	0.00	0.00
<b>TOTAL SUPPLIES</b>	<b>0.00</b>	<b>0.00</b>	<b>0.00</b>	<b>0.00</b>	<b>0.00</b>	<b>0.00</b>	<b>0.00</b>
<b>CAPITAL OUTLAY</b>							
295-5-4201-4101 CAPITAL OUTLAY	0.00	0.00	0.00	0.00	0.00	0.00	0.00
<b>TOTAL CAPITAL OUTLAY</b>	<b>0.00</b>	<b>0.00</b>	<b>0.00</b>	<b>0.00</b>	<b>0.00</b>	<b>0.00</b>	<b>0.00</b>
<b>OTHER COSTS</b>							
295-5-4201-7201 STATE PAYMENTS/REFUNDS	0.00	0.00	0.00	0.00	0.00	0.00	0.00
<b>TOTAL OTHER COSTS</b>	<b>0.00</b>	<b>0.00</b>	<b>0.00</b>	<b>0.00</b>	<b>0.00</b>	<b>0.00</b>	<b>0.00</b>
<b>OTHER FINANCING (USES)</b>							
295-5-4201-9901 TRANSFERS OUT	0.00	0.00	0.00	0.00	0.00	0.00	0.00
<b>TOTAL OTHER FINANCING (USES)</b>	<b>0.00</b>	<b>0.00</b>	<b>0.00</b>	<b>0.00</b>	<b>0.00</b>	<b>0.00</b>	<b>0.00</b>
<b>TOTAL SEX OFFENDER (26) DP</b>	<b>0.00</b>	<b>8,350.42</b>	<b>0.00</b>	<b>121,888.95</b>	<b>0.00</b>	<b>( 121,888.95)</b>	<b>0.00</b>
<b>TOTAL CORRECTIONS&amp;REHABILITATI</b>	<b>0.00</b>	<b>8,350.42</b>	<b>0.00</b>	<b>121,888.95</b>	<b>0.00</b>	<b>0.00</b>	<b>0.00</b>
<b>TOTAL EXPENDITURES</b>	<b>0.00</b>	<b>8,350.42</b>	<b>0.00</b>	<b>121,888.95</b>	<b>0.00</b>	<b>( 121,888.95)</b>	<b>0.00</b>

BALANCE SHEET

AS OF: SEPTEMBER 30TH, 2025

297-PICS

ACCOUNT #	ACCOUNT DESCRIPTION	BALANCE	
<hr/>			
<b>ASSETS</b>			
=====			
297-101-098	CLAIM/ADULT POOLED	483.07	
297-101-100	CASH	0.00	
297-106-000	DUE FROM OTHER FUNDS	<u>0.00</u>	
			<u>483.07</u>
TOTAL ASSETS			483.07
=====			
<b>LIABILITIES</b>			
=====			
297-201-000	ACCOUNTS PAYABLE	0.00	
297-201-100	A/P CREDITS WITH VENDORS	0.00	
297-206-000	DUE TO OTHER FUNDS	0.00	
297-206-999	DUE TO A/P CLEARING	<u>0.00</u>	
TOTAL LIABILITIES			<u>0.00</u>
<b>EQUITY</b>			
=====			
297-271-000	UNRESERVED FUND BALANCE	<u>483.07</u>	
TOTAL BEGINNING EQUITY			483.07
TOTAL REVENUE			0.00
TOTAL EXPENSES			<u>0.00</u>
TOTAL REVENUE OVER/(UNDER) EXPENSES			0.00
TOTAL EQUITY & REV. OVER/(UNDER) EXP.			<u>483.07</u>
TOTAL LIABILITIES, EQUITY & REV.OVER/(UNDER) EXP.			483.07
=====			

HILL COUNTY, TEXAS  
 REVENUE REPORT (UNAUDITED)  
 AS OF: SEPTEMBER 30TH, 2025

297-PICS

% OF YEAR COMPLETED: 100.00

REVENUES	CURRENT BUDGET	CURRENT PERIOD	PRIOR YEAR PO ADJUST.	Y-T-D ACTUAL	Y-T-D ENCUMBRANCE	BUDGET BALANCE	% OF BUDGET
<u>REIMBURSEMENTS</u>							
297-333-300 GRANT	0.00	0.00	0.00	0.00	0.00	0.00	0.00
TOTAL REIMBURSEMENTS	0.00	0.00	0.00	0.00	0.00	0.00	0.00
<u>MISC &amp; OTHER</u>							
297-370-500 MISCELLANEOUS INCOME	0.00	0.00	0.00	0.00	0.00	0.00	0.00
297-375-100 INTEREST INCOME	0.00	0.00	0.00	0.00	0.00	0.00	0.00
TOTAL MISC & OTHER	0.00	0.00	0.00	0.00	0.00	0.00	0.00
<u>TRANSFERS</u>							
297-390-000 TRANSFERS IN	0.00	0.00	0.00	0.00	0.00	0.00	0.00
TOTAL TRANSFERS	0.00	0.00	0.00	0.00	0.00	0.00	0.00
TOTAL REVENUES	0.00	0.00	0.00	0.00	0.00	0.00	0.00

HILL COUNTY, TEXAS  
 EXPENDITURES REPORT (UNAUDITED)  
 AS OF: SEPTEMBER 30TH, 2025

297-PICS								% OF YEAR COMPLETED: 100.00	
CORRECTIONS&REHABILITATI									
PICS									
DEPARTMENTAL EXPENDITURES	CURRENT BUDGET	CURRENT PERIOD	PRIOR YEAR PO ADJUST.	Y-T-D ACTUAL	Y-T-D ENCUMBRANCE	BUDGET BALANCE	% OF BUDGET		
<u>SUPPLIES</u>									
297-5-4204-3110 MISCELLANEOUS	0.00	0.00	0.00	0.00	0.00	0.00	0.00	0.00	0.00
297-5-4204-3701 OTHER SUPPLIES	0.00	0.00	0.00	0.00	0.00	0.00	0.00	0.00	0.00
TOTAL SUPPLIES	0.00	0.00	0.00	0.00	0.00	0.00	0.00	0.00	0.00
<u>CAPITAL OUTLAY</u>									
297-5-4204-4101 CAPITAL OUTLAY	0.00	0.00	0.00	0.00	0.00	0.00	0.00	0.00	0.00
TOTAL CAPITAL OUTLAY	0.00	0.00	0.00	0.00	0.00	0.00	0.00	0.00	0.00
<u>OTHER FINANCING (USES)</u>									
297-5-4204-9901 TRANSFERS OUT	0.00	0.00	0.00	0.00	0.00	0.00	0.00	0.00	0.00
TOTAL OTHER FINANCING (USES)	0.00	0.00	0.00	0.00	0.00	0.00	0.00	0.00	0.00
TOTAL PICS	0.00	0.00	0.00	0.00	0.00	0.00	0.00	0.00	0.00
TOTAL CORRECTIONS&REHABILITATI	0.00	0.00	0.00	0.00	0.00	0.00	0.00	0.00	0.00
TOTAL EXPENDITURES	0.00	0.00	0.00	0.00	0.00	0.00	0.00	0.00	0.00

BALANCE SHEET

AS OF: SEPTEMBER 30TH, 2025

298-EXTRADITION ACCOUNT

ACCOUNT #	ACCOUNT DESCRIPTION	BALANCE
<hr/>		
ASSETS		
=====		
298-101-098	CLAIM/ADULT POOLED	0.00
298-101-099	CLAIM/GENERAL POOLED CASH	133,020.86
298-101-100	CASH	<u>0.00</u>
		<u>133,020.86</u>
TOTAL ASSETS		133,020.86
		=====
LIABILITIES		
=====		
298-201-000	ACCOUNTS PAYABLE	0.00
298-201-100	A/P CREDITS WITH VENDORS	0.00
298-206-999	DUE TO A/P CLEARING	<u>0.00</u>
TOTAL LIABILITIES		<u>0.00</u>
EQUITY		
=====		
298-271-000	UNRESERVED FUND BALANCE	<u>137,887.66</u>
TOTAL BEGINNING EQUITY		137,887.66
TOTAL REVENUE		22,044.00
TOTAL EXPENSES		<u>26,910.80</u>
TOTAL REVENUE OVER/(UNDER) EXPENSES		( 4,866.80)
TOTAL EQUITY & REV. OVER/(UNDER) EXP.		<u>133,020.86</u>
TOTAL LIABILITIES, EQUITY & REV.OVER/(UNDER) EXP.		133,020.86
		=====

HILL COUNTY, TEXAS  
 REVENUE REPORT (UNAUDITED)  
 AS OF: SEPTEMBER 30TH, 2025

298-EXTRADITION ACCOUNT

% OF YEAR COMPLETED: 100.00

REVENUES	CURRENT BUDGET	CURRENT PERIOD	PRIOR YEAR PO ADJUST.	Y-T-D ACTUAL	Y-T-D ENCUMBRANCE	BUDGET BALANCE	% OF BUDGET
<u>FEEES</u>							
298-349-003 EXTRADITION DEPOSITS	0.00	319.00	0.00	22,044.00	0.00	( 22,044.00)	0.00
TOTAL FEES	0.00	319.00	0.00	22,044.00	0.00	( 22,044.00)	0.00
<u>MISC &amp; OTHER</u>							
298-375-100 INTEREST	0.00	0.00	0.00	0.00	0.00	0.00	0.00
TOTAL MISC & OTHER	0.00	0.00	0.00	0.00	0.00	0.00	0.00
<u>TRANSFERS</u>							
298-390-000 TRANSFERS IN	0.00	0.00	0.00	0.00	0.00	0.00	0.00
TOTAL TRANSFERS	0.00	0.00	0.00	0.00	0.00	0.00	0.00
<b>TOTAL REVENUES</b>	<b>0.00</b>	<b>319.00</b>	<b>0.00</b>	<b>22,044.00</b>	<b>0.00</b>	<b>( 22,044.00)</b>	<b>0.00</b>

HILL COUNTY, TEXAS  
 EXPENDITURES REPORT (UNAUDITED)  
 AS OF: SEPTEMBER 30TH, 2025

298-EXTRADITION ACCOUNT  
 PUBLIC SAFETY  
 EXTRADITION ACCOUNT

% OF YEAR COMPLETED: 100.00

DEPARTMENTAL EXPENDITURES	CURRENT BUDGET	CURRENT PERIOD	PRIOR YEAR PO ADJUST.	Y-T-D ACTUAL	Y-T-D ENCUMBRANCE	BUDGET BALANCE	% OF BUDGET
<u>SUPPLIES</u>							
298-5-3102-3110 MISCELLANEOUS	0.00	0.00	0.00	0.00	0.00	0.00	0.00
TOTAL SUPPLIES	0.00	0.00	0.00	0.00	0.00	0.00	0.00
<u>OTHER COSTS</u>							
298-5-3102-7301 REFUNDS	0.00	0.00	0.00	26,910.80	0.00 (	26,910.80)	0.00
TOTAL OTHER COSTS	0.00	0.00	0.00	26,910.80	0.00 (	26,910.80)	0.00
<u>OTHER FINANCING (USES)</u>							
298-5-3102-9901 TRANSFERS OUT	0.00	0.00	0.00	0.00	0.00	0.00	0.00
TOTAL OTHER FINANCING (USES)	0.00	0.00	0.00	0.00	0.00	0.00	0.00
TOTAL EXTRADITION ACCOUNT	0.00	0.00	0.00	26,910.80	0.00 (	26,910.80)	0.00
TOTAL PUBLIC SAFETY	0.00	0.00	0.00	26,910.80	0.	0.00	0.00
TOTAL EXPENDITURES	0.00	0.00	0.00	26,910.80	0.00 (	26,910.80)	0.00

BALANCE SHEET

AS OF: SEPTEMBER 30TH, 2025

299-BOND SUPERVISION

ACCOUNT #	ACCOUNT DESCRIPTION	BALANCE
<hr/>		
ASSETS		
=====		
299-101-098	CLAIM/ADULT POOLED	<u>48,779.91</u>
		<u>48,779.91</u>
	TOTAL ASSETS	<u>48,779.91</u>
<hr/>		
LIABILITIES		
=====		
299-201-000	ACCOUNTS PAYABLE	0.00
299-201-100	A/P CREDITS WITH VENDORS	0.00
299-206-105	DUE TO PAYROLL FUND	0.00
299-206-999	DUE TO A/P CLEARING	0.00
299-208-100	ACCRUED WAGES PAYABLE	<u>1,301.41</u>
	TOTAL LIABILITIES	<u>1,301.41</u>
<hr/>		
EQUITY		
=====		
299-271-000	UNRESERVED FUND BALANCE	<u>53,474.66</u>
	TOTAL BEGINNING EQUITY	53,474.66
	TOTAL REVENUE	23,977.00
	TOTAL EXPENSES	<u>29,973.16</u>
	TOTAL REVENUE OVER/(UNDER) EXPENSES	( 5,996.16)
	TOTAL EQUITY & REV. OVER/(UNDER) EXP.	<u>47,478.50</u>
	TOTAL LIABILITIES, EQUITY & REV.OVER/(UNDER) EXP.	<u>48,779.91</u>

HILL COUNTY, TEXAS  
 REVENUE REPORT (UNAUDITED)  
 AS OF: SEPTEMBER 30TH, 2025

299-BOND SUPERVISION

% OF YEAR COMPLETED: 100.00

REVENUES	CURRENT BUDGET	CURRENT PERIOD	PRIOR YEAR PO ADJUST.	Y-T-D ACTUAL	Y-T-D ENCUMBRANCE	BUDGET BALANCE	% OF BUDGET
<u>REIMBURSEMENTS</u>							
299-333-300 GRANT	0.00	0.00	0.00	0.00	0.00	0.00	0.00
TOTAL REIMBURSEMENTS	0.00	0.00	0.00	0.00	0.00	0.00	0.00
<u>FEEES</u>							
299-349-001 BOND SUPERVISION FEE	0.00	1,521.00	0.00	17,525.00	0.00	( 17,525.00)	0.00
299-349-002 OTHER BOND SUPER REVENUE	0.00	0.00	0.00	0.00	0.00	0.00	0.00
299-349-003 BOND UA FEES	0.00	401.00	0.00	6,452.00	0.00	( 6,452.00)	0.00
TOTAL FEES	0.00	1,922.00	0.00	23,977.00	0.00	( 23,977.00)	0.00
<u>MISC &amp; OTHER</u>							
299-375-100 INTEREST INCOME	0.00	0.00	0.00	0.00	0.00	0.00	0.00
TOTAL MISC & OTHER	0.00	0.00	0.00	0.00	0.00	0.00	0.00
<u>TRANSFERS</u>							
299-390-000 TRANSFERS IN	0.00	0.00	0.00	0.00	0.00	0.00	0.00
TOTAL TRANSFERS	0.00	0.00	0.00	0.00	0.00	0.00	0.00
TOTAL REVENUES	0.00	1,922.00	0.00	23,977.00	0.00	( 23,977.00)	0.00

HILL COUNTY, TEXAS  
 EXPENDITURES REPORT (UNAUDITED)  
 AS OF:SEPTEMBER 30TH, 2025

299-BOND SUPERVISION  
 CORRECTIONS&REHABILITATI  
 BOND SUPERVISION

% OF YEAR COMPLETED: 100.00

DEPARTMENTAL EXPENDITURES	CURRENT BUDGET	CURRENT PERIOD	PRIOR YEAR PO ADJUST.	Y-T-D ACTUAL	Y-T-D ENCUMBRANCE	BUDGET BALANCE	% OF BUDGET
<u>SALARIES &amp; BENEFITS</u>							
<u>SALARIES &amp; WAGES</u>							
299-5-4201-1116 BOND SUPERVISION SUPPLEMEN	0.00	2,030.75	0.00	24,092.12	0.00	( 24,092.12)	0.00
TOTAL SALARIES & WAGES	0.00	2,030.75	0.00	24,092.12	0.00	( 24,092.12)	0.00
<u>BENEFITS</u>							
299-5-4201-1201 SOC SECURITY & MEDICARE	0.00	143.92	0.00	1,734.18	0.00	( 1,734.18)	0.00
299-5-4201-1202 UNEMPLOYMENT	0.00	0.00	0.00	0.00	0.00	0.00	0.00
299-5-4201-1203 RETIREMENT	0.00	205.55	0.00	2,444.40	0.00	( 2,444.40)	0.00
299-5-4201-1204 RETIREMENT LIFE	0.00	5.70	0.00	70.96	0.00	( 70.96)	0.00
TOTAL OTHER TAXES	0.00	355.17	0.00	4,249.54	0.00	( 4,249.54)	0.00
TOTAL SALARIES & BENEFITS	0.00	2,385.92	0.00	28,341.66	0.00	( 28,341.66)	0.00
<u>OPERATING EXPENSES</u>							
299-5-4201-2302 TRAINING & MILEAGE REIMB	0.00	0.00	0.00	0.00	0.00	0.00	0.00
TOTAL OPERATING EXPENSES	0.00	0.00	0.00	0.00	0.00	0.00	0.00
<u>SUPPLIES</u>							
299-5-4201-3120 UA SUPPLIES	0.00	0.00	0.00	1,631.50	0.00	( 1,631.50)	0.00
TOTAL SUPPLIES	0.00	0.00	0.00	1,631.50	0.00	( 1,631.50)	0.00
TOTAL BOND SUPERVISION	0.00	2,385.92	0.00	29,973.16	0.00	( 29,973.16)	0.00
TOTAL CORRECTIONS&REHABILITATI	0.00	2,385.92	0.00	29,973.16	0.	0.00	0.00
TOTAL EXPENDITURES	0.00	2,385.92	0.00	29,973.16	0.00	( 29,973.16)	0.00

**CAPITAL**  
**DEBT**  
**OTHER**

BALANCE SHEET

AS OF: SEPTEMBER 30TH, 2025

314-SERIES 2022 TAX NOTES

ACCOUNT #	ACCOUNT DESCRIPTION	BALANCE	
<hr/>			
ASSETS			
=====			
314-101-099	CLAIM/GENERAL POOLED CASH	0.00	
314-102-100	INVESTMENTS	0.00	
314-106-000	DUE FROM OTHER FUNDS	<u>0.00</u>	
			<u>0.00</u>
	TOTAL ASSETS		0.00
<hr/>			
LIABILITIES			
=====			
314-201-000	ACCOUNTS PAYABLE	0.00	
314-201-100	A/P CREDITS WITH VENDORS	0.00	
314-206-999	DUE TO A/P CLEARING	<u>0.00</u>	
	TOTAL LIABILITIES		<u>0.00</u>
EQUITY			
=====			
314-271-000	UNRESERVED FUND BALANCE	<u>0.00</u>	
	TOTAL BEGINNING EQUITY	0.00	
	TOTAL REVENUE	0.00	
	TOTAL EXPENSES	<u>0.00</u>	
	TOTAL REVENUE OVER/(UNDER) EXPENSES	0.00	
	TOTAL EQUITY & REV. OVER/(UNDER) EXP.		<u>0.00</u>
	TOTAL LIABILITIES, EQUITY & REV.OVER/(UNDER) EXP.		0.00
<hr/>			

HILL COUNTY, TEXAS  
 REVENUE REPORT (UNAUDITED)  
 AS OF: SEPTEMBER 30TH, 2025

314-SERIES 2022 TAX NOTES

% OF YEAR COMPLETED: 100.00

REVENUES	CURRENT BUDGET	CURRENT PERIOD	PRIOR YEAR PO ADJUST.	Y-T-D ACTUAL	Y-T-D ENCUMBRANCE	BUDGET BALANCE	% OF BUDGET
<u>MISC &amp; OTHER</u>							
314-375-100 INTEREST INCOME	0.00	0.00	0.00	0.00	0.00	0.00	0.00
TOTAL MISC & OTHER	0.00	0.00	0.00	0.00	0.00	0.00	0.00
<u>PROCEEDS FROM FINANCING</u>							
314-380-400 PROCEEDS FROM TAX NOTES	0.00	0.00	0.00	0.00	0.00	0.00	0.00
TOTAL PROCEEDS FROM FINANCING	0.00	0.00	0.00	0.00	0.00	0.00	0.00
<u>TRANSFERS</u>							
314-390-000 TRANSFERS IN	0.00	0.00	0.00	0.00	0.00	0.00	0.00
TOTAL TRANSFERS	0.00	0.00	0.00	0.00	0.00	0.00	0.00
TOTAL REVENUES	0.00	0.00	0.00	0.00	0.00	0.00	0.00

HILL COUNTY, TEXAS  
 EXPENDITURES REPORT (UNAUDITED)  
 AS OF: SEPTEMBER 30TH, 2025

314-SERIES 2022 TAX NOTES  
 GENERAL GOVERNMENT  
 2022 TX NOTE CONSTRUCTION

% OF YEAR COMPLETED: 100.00

DEPARTMENTAL EXPENDITURES	CURRENT BUDGET	CURRENT PERIOD	PRIOR YEAR PO ADJUST.	Y-T-D ACTUAL	Y-T-D ENCUMBRANCE	BUDGET BALANCE	% OF BUDGET
<hr/>							
<u>CAPITAL OUTLAY</u>							
314-5-1414-4114 CONSTRUCTION - COVINGTON	0.00	0.00	0.00	0.00	0.00	0.00	0.00
TOTAL CAPITAL OUTLAY	0.00	0.00	0.00	0.00	0.00	0.00	0.00
<u>OTHER FINANCING (USES)</u>							
314-5-1414-9901 TRANSFERS OUT	0.00	0.00	0.00	0.00	0.00	0.00	0.00
TOTAL OTHER FINANCING (USES)	0.00	0.00	0.00	0.00	0.00	0.00	0.00
<hr/>							
TOTAL 2022 TX NOTE CONSTRUCTION	0.00	0.00	0.00	0.00	0.00	0.00	0.00
<hr/>							
TOTAL GENERAL GOVERNMENT	0.00	0.00	0.00	0.00	0.	0.00	0.00
TOTAL EXPENDITURES	0.00	0.00	0.00	0.00	0.00	0.00	0.00
	=====	=====	=====	=====	=====	=====	=====

## BALANCE SHEET

AS OF: SEPTEMBER 30TH, 2025

## 400-INTEREST &amp; SINKING FUND

ACCOUNT #	ACCOUNT DESCRIPTION	BALANCE	
<b>ASSETS</b>			
=====			
400-101-099	CLAIM/GENERAL POOLED CASH	5,252.91	
400-101-100	CASH	0.00	
400-101-107	CLAIM ON CSB MMIA	5,206.64	
400-101-109	CLAIM ON TEXAS CLASS	98,880.48	
400-101-110	CLAIM ON TX CLASS GOVT	787.39	
400-102-100	INVESTMENTS	0.00	
400-103-101	DELINQUENT TAXES RECEIVABLE	62,186.00	
400-103-102	RESERVE FOR UNCOLLECTIBLE	( 6,219.00)	
400-104-100	ACCOUNTS RECEIVABLE	0.00	
400-105-000	INTEREST RECEIVABLE	0.00	
400-106-000	DUE FROM OTHER FUNDS	0.00	
400-162-000	AMOUNT TO BE PROVIDED FOR RETI	0.00	
			<u>166,094.42</u>
TOTAL ASSETS			<u>166,094.42</u>
=====			
<b>LIABILITIES</b>			
=====			
400-201-000	ACCOUNTS PAYABLE	0.00	
400-201-100	A/P CREDITS WITH VENDORS	0.00	
400-205-000	DEFERRED TAXES	52,363.00	
400-206-999	DUE TO A/P CLEARING	0.00	
	TOTAL LIABILITIES		<u>52,363.00</u>
=====			
<b>EQUITY</b>			
=====			
400-271-000	UNRESERVED FUND BALANCE	105,275.47	
	TOTAL BEGINNING EQUITY	105,275.47	
TOTAL REVENUE		629,855.66	
TOTAL EXPENSES		<u>621,399.71</u>	
TOTAL REVENUE OVER/(UNDER) EXPENSES		8,455.95	
TOTAL EQUITY & REV. OVER/(UNDER) EXP.			<u>113,731.42</u>
TOTAL LIABILITIES, EQUITY & REV.OVER/(UNDER) EXP.			<u>166,094.42</u>
=====			

HILL COUNTY, TEXAS  
 REVENUE REPORT (UNAUDITED)  
 AS OF: SEPTEMBER 30TH, 2025

400-INTEREST & SINKING FUND

% OF YEAR COMPLETED: 100.00

REVENUES	CURRENT BUDGET	CURRENT PERIOD	PRIOR YEAR PO ADJUST.	Y-T-D ACTUAL	Y-T-D ENCUMBRANCE	BUDGET BALANCE	% OF BUDGET
<u>TAXES</u>							
<u>AD VALOREM TAXES</u>							
400-310-110 AD VALOREM TAX	0.00	0.00	0.00	0.00	0.00	0.00	0.00
400-310-115 AD VALOREM TAX (CURRENT)	512,007.00	1,738.94	0.00	585,744.96	0.00	( 73,737.96)	114.40
400-310-116 AD VALOREM TAX (DELINQUENT)	18,002.00	1,384.27	0.00	23,162.73	0.00	( 5,160.73)	128.67
400-310-117 AD VALOREM TAX (PENALTY & INTE	10,801.00	756.22	0.00	15,130.49	0.00	( 4,329.49)	140.08
TOTAL AD VALOREM TAXES	540,810.00	3,879.43	0.00	624,038.18	0.00	( 83,228.18)	115.39
TOTAL TAXES	540,810.00	3,879.43	0.00	624,038.18	0.00	( 83,228.18)	115.39
<u>MISC &amp; OTHER</u>							
400-375-100 Interest	12,499.00	376.19	0.00	5,817.48	0.00	6,681.52	46.54
TOTAL MISC & OTHER	12,499.00	376.19	0.00	5,817.48	0.00	6,681.52	46.54
<u>PROCEEDS FROM FINANCING</u>							
400-380-100 EXCESS COST OF ISSUANCE	0.00	0.00	0.00	0.00	0.00	0.00	0.00
TOTAL PROCEEDS FROM FINANCING	0.00	0.00	0.00	0.00	0.00	0.00	0.00
<u>TRANSFERS</u>							
400-390-000 TRANSFERS IN	0.00	0.00	0.00	0.00	0.00	0.00	0.00
TOTAL TRANSFERS	0.00	0.00	0.00	0.00	0.00	0.00	0.00
TOTAL REVENUES	553,309.00	4,255.62	0.00	629,855.66	0.00	( 76,546.66)	113.83

HILL COUNTY, TEXAS  
 EXPENDITURES REPORT (UNAUDITED)  
 AS OF:SEPTEMBER 30TH, 2025

400-INTEREST & SINKING FUND

GENERAL GOVERNMENT

% OF YEAR COMPLETED: 100.00

INTEREST & SINKING FUND

DEPARTMENTAL EXPENDITURES

	CURRENT BUDGET	CURRENT PERIOD	PRIOR YEAR PO ADJUST.	Y-T-D ACTUAL	Y-T-D ENCUMBRANCE	BUDGET BALANCE	% OF BUDGET
<u>OTHER COSTS</u>							
400-5-1206-7501 LOSS ON INVESTMENT	0.00	0.00	0.00	0.00	0.00	0.00	0.00
TOTAL OTHER COSTS	0.00	0.00	0.00	0.00	0.00	0.00	0.00
<u>DEBT SERVICE</u>							
400-5-1206-8101 PRINCIPAL	540,000.00	0.00	0.00	540,000.00	0.00	0.00	100.00
400-5-1206-8201 INTEREST	81,225.00	0.00	0.00	81,219.71	0.00	5.29	99.99
400-5-1206-8301 FISCAL AGENT'S FEE	180.00	0.00	0.00	180.00	0.00	0.00	100.00
400-5-1206-8302 COUPONS	0.00	0.00	0.00	0.00	0.00	0.00	0.00
TOTAL DEBT SERVICE	621,405.00	0.00	0.00	621,399.71	0.00	5.29	100.00
<u>OTHER FINANCING (USES)</u>							
400-5-1206-9901 TRANSFERS OUT	0.00	0.00	0.00	0.00	0.00	0.00	0.00
TOTAL OTHER FINANCING (USES)	0.00	0.00	0.00	0.00	0.00	0.00	0.00
TOTAL INTEREST & SINKING FUND	621,405.00	0.00	0.00	621,399.71	0.00	5.29	100.00
TOTAL GENERAL GOVERNMENT	621,405.00	0.00	0.00	621,399.71	0.	0.00	100.00
TOTAL EXPENDITURES	621,405.00	0.00	0.00	621,399.71	0.00	5.29	100.00

## BALANCE SHEET

AS OF: SEPTEMBER 30TH, 2025

237-DA SEIZURE ACCOUNT

ACCOUNT #	ACCOUNT DESCRIPTION	BALANCE	
<b>ASSETS</b>			
=====			
237-101-100	Cash - DA Seized Funds	66,269.11	
237-104-100	ACCOUNTS RECEIVABLE	0.00	
237-106-000	DUE FROM OTHER FUNDS	<u>0.00</u>	
			<u>66,269.11</u>
TOTAL ASSETS			66,269.11
=====			
<b>LIABILITIES</b>			
=====			
237-201-000	ACCOUNTS PAYABLE	0.00	
237-206-000	DUE TO OTHER FUNDS	0.00	
237-206-105	DUE TO PAYROLL FUND	0.00	
237-206-999	DUE TO A/P CLEARING	<u>0.00</u>	
TOTAL LIABILITIES			<u>0.00</u>
<b>EQUITY</b>			
=====			
237-271-000	UNRESERVED FUND BALANCE	<u>104,583.31</u>	
TOTAL BEGINNING EQUITY			104,583.31
TOTAL REVENUE			85,406.03
TOTAL EXPENSES			<u>123,720.23</u>
TOTAL REVENUE OVER/(UNDER) EXPENSES			( 38,314.20)
TOTAL EQUITY & REV. OVER/(UNDER) EXP.			<u>66,269.11</u>
TOTAL LIABILITIES, EQUITY & REV.OVER/(UNDER) EXP.			66,269.11
=====			

HILL COUNTY, TEXAS  
 REVENUE REPORT (UNAUDITED)  
 AS OF: SEPTEMBER 30TH, 2025

237-DA SEIZURE ACCOUNT

% OF YEAR COMPLETED: 100.00

REVENUES	CURRENT BUDGET	CURRENT PERIOD	PRIOR YEAR PO ADJUST.	Y-T-D ACTUAL	Y-T-D ENCUMBRANCE	BUDGET BALANCE	% OF BUDGET
<u>FINES</u>							
237-352-201 SEIZED FUNDS	0.00	0.00	0.00	93,921.00	0.00 (	93,921.00)	0.00
237-352-500 REFUND OF SEIZED CASH	<u>0.00</u>	<u>0.00</u>	<u>0.00</u>	( 9,052.48)	<u>0.00</u>	<u>9,052.48</u>	<u>0.00</u>
TOTAL FINES	0.00	0.00	0.00	84,868.52	0.00 (	84,868.52)	0.00
<u>MISC &amp; OTHER</u>							
237-375-100 INTEREST	<u>0.00</u>	<u>34.67</u>	<u>0.00</u>	<u>537.51</u>	<u>0.00</u>	( <u>537.51</u> )	<u>0.00</u>
TOTAL MISC & OTHER	0.00	34.67	0.00	537.51	0.00 (	537.51)	0.00
<u>TRANSFERS</u>							
237-390-000 TRANSFERS IN	<u>0.00</u>	<u>0.00</u>	<u>0.00</u>	<u>0.00</u>	<u>0.00</u>	<u>0.00</u>	<u>0.00</u>
TOTAL TRANSFERS	0.00	0.00	0.00	0.00	0.00	0.00	0.00
<hr/>							
TOTAL REVENUES	0.00	34.67	0.00	85,406.03	0.00 (	85,406.03)	0.00

HILL COUNTY, TEXAS  
 EXPENDITURES REPORT (UNAUDITED)  
 AS OF: SEPTEMBER 30TH, 2025

237-DA SEIZURE ACCOUNT

JUSTICE SYSTEM

% OF YEAR COMPLETED: 100.00

DA SEIZURE ACCOUNT

DEPARTMENTAL EXPENDITURES	CURRENT BUDGET	CURRENT PERIOD	PRIOR YEAR PO ADJUST.	Y-T-D ACTUAL	Y-T-D ENCUMBRANCE	BUDGET BALANCE	% OF BUDGET
---------------------------	----------------	----------------	-----------------------	--------------	-------------------	----------------	-------------

SALARIES & BENEFITS

SALARIES & WAGES

237-5-2210-1105 STAFF WAGES	0.00	0.00	0.00	0.00	0.00	0.00	0.00
TOTAL SALARIES & WAGES	0.00	0.00	0.00	0.00	0.00	0.00	0.00

BENEFITS

237-5-2210-1201 SOCIAL SECURITY & MEDICARE	0.00	0.00	0.00	0.00	0.00	0.00	0.00
237-5-2210-1202 UNEMPLOYMENT TAX	0.00	0.00	0.00	0.00	0.00	0.00	0.00
TOTAL OTHER TAXES	0.00	0.00	0.00	0.00	0.00	0.00	0.00

TOTAL SALARIES & BENEFITS	0.00	0.00	0.00	0.00	0.00	0.00	0.00
---------------------------	------	------	------	------	------	------	------

OTHER COSTS

237-5-2210-7209 AGREED / DEFAULT JUDGEMENT	0.00	0.00	0.00	123,720.23	0.00	( 123,720.23)	0.00
TOTAL OTHER COSTS	0.00	0.00	0.00	123,720.23	0.00	( 123,720.23)	0.00

OTHER FINANCING (USES)

237-5-2210-9901 TRANSFERS OUT	0.00	0.00	0.00	0.00	0.00	0.00	0.00
TOTAL OTHER FINANCING (USES)	0.00	0.00	0.00	0.00	0.00	0.00	0.00

TOTAL DA SEIZURE ACCOUNT	0.00	0.00	0.00	123,720.23	0.00	( 123,720.23)	0.00
--------------------------	------	------	------	------------	------	---------------	------

TOTAL JUSTICE SYSTEM	0.00	0.00	0.00	123,720.23	0.	0.00	0.00
----------------------	------	------	------	------------	----	------	------

TOTAL EXPENDITURES	0.00	0.00	0.00	123,720.23	0.00	( 123,720.23)	0.00
--------------------	------	------	------	------------	------	---------------	------

BALANCE SHEET

AS OF: SEPTEMBER 30TH, 2025

701-TREASURER JP HILLSBORO

ACCOUNT #	ACCOUNT DESCRIPTION	BALANCE	
<u>ASSETS</u>			
701-101-096	CLAIM/JP POOLED	39,829.06	
701-101-100	CASH-JP Hillsboro	0.00	
701-106-000	DUE FROM OTHER FUNDS	<u>0.00</u>	
			<u>39,829.06</u>
TOTAL ASSETS			<u>39,829.06</u>
<u>LIABILITIES</u>			
701-201-000	ACCOUNTS PAYABLE	0.54	
701-201-100	A/P CREDITS WITH VENDORS	0.00	
701-206-000	DUE TO OTHER FUNDS	0.00	
701-206-999	DUE TO A/P CLEARING	<u>35,238.86</u>	
TOTAL LIABILITIES			<u>35,239.40</u>
<u>EQUITY</u>			
701-271-000	UNRESERVED FUND BALANCE	<u>4,589.66</u>	
TOTAL BEGINNING EQUITY			4,589.66
TOTAL REVENUE		205,295.32	
TOTAL EXPENSES		<u>205,295.32</u>	
TOTAL REVENUE OVER/(UNDER) EXPENSES		0.00	
TOTAL EQUITY & REV. OVER/(UNDER) EXP.			<u>4,589.66</u>
TOTAL LIABILITIES, EQUITY & REV.OVER/(UNDER) EXP.			<u>39,829.06</u>

HILL COUNTY, TEXAS  
 REVENUE REPORT (UNAUDITED)  
 AS OF: SEPTEMBER 30TH, 2025

701-TREASURER JP HILLSBORO

% OF YEAR COMPLETED: 100.00

REVENUES	CURRENT BUDGET	CURRENT PERIOD	PRIOR YEAR PO ADJUST.	Y-T-D ACTUAL	Y-T-D ENCUMBRANCE	BUDGET BALANCE	% OF BUDGET
<u>FEEES</u>							
701-340-801 FEEES	0.00	20,781.01	0.00	205,295.32	0.00	( 205,295.32)	0.00
TOTAL FEEES	0.00	20,781.01	0.00	205,295.32	0.00	( 205,295.32)	0.00
<u>MISC &amp; OTHER</u>							
701-375-100 INTEREST INCOME	0.00	0.00	0.00	0.00	0.00	0.00	0.00
TOTAL MISC & OTHER	0.00	0.00	0.00	0.00	0.00	0.00	0.00
<u>TRANSFERS</u>							
701-390-000 TRANSFERS IN	0.00	0.00	0.00	0.00	0.00	0.00	0.00
TOTAL TRANSFERS	0.00	0.00	0.00	0.00	0.00	0.00	0.00
<hr/>							
TOTAL REVENUES	0.00	20,781.01	0.00	205,295.32	0.00	( 205,295.32)	0.00

HILL COUNTY, TEXAS  
 EXPENDITURES REPORT (UNAUDITED)  
 AS OF: SEPTEMBER 30TH, 2025

701-TREASURER JP HILLSBORO

JUSTICE SYSTEM

% OF YEAR COMPLETED: 100.00

TREASURER - JP HILLSBORO

DEPARTMENTAL EXPENDITURES	CURRENT BUDGET	CURRENT PERIOD	PRIOR YEAR PO ADJUST.	Y-T-D ACTUAL	Y-T-D ENCUMBRANCE	BUDGET BALANCE	% OF BUDGET
<u>OTHER COSTS</u>							
701-5-2103-7101 MONTHLY REPORTS	0.00	20,701.34	0.00	204,443.30	0.00 (	204,443.30)	0.00
701-5-2103-7301 REFUNDS	<u>0.00</u>	<u>79.67</u>	<u>0.00</u>	<u>852.02</u>	<u>0.00 (</u>	<u>852.02)</u>	<u>0.00</u>
TOTAL OTHER COSTS	0.00	20,781.01	0.00	205,295.32	0.00 (	205,295.32)	0.00
<u>OTHER FINANCING (USES)</u>							
701-5-2103-9901 TRANSFERS OUT	<u>0.00</u>	<u>0.00</u>	<u>0.00</u>	<u>0.00</u>	<u>0.00</u>	<u>0.00</u>	<u>0.00</u>
TOTAL OTHER FINANCING (USES)	0.00	0.00	0.00	0.00	0.00	0.00	0.00
<hr/>							
TOTAL TREASURER - JP HILLSBORO	0.00	20,781.01	0.00	205,295.32	0.00 (	205,295.32)	0.00
<hr/>							
TOTAL JUSTICE SYSTEM	0.00	20,781.01	0.00	205,295.32	0.	0.00	0.00
TOTAL EXPENDITURES	<u>0.00</u>	<u>20,781.01</u>	<u>0.00</u>	<u>205,295.32</u>	<u>0.00 (</u>	<u>205,295.32)</u>	<u>0.00</u>

BALANCE SHEET

AS OF: SEPTEMBER 30TH, 2025

702-TREASURER JP ITASCA

ACCOUNT #	ACCOUNT DESCRIPTION	BALANCE
<hr/>		
<b>ASSETS</b>		
<hr/>		
702-101-100	Cash JP - Itasca	18,236.74
702-106-000	DUE FROM OTHER FUNDS	<u>0.00</u>
		<u>18,236.74</u>
TOTAL ASSETS		<u>18,236.74</u>
<hr/>		
<b>LIABILITIES</b>		
<hr/>		
702-201-000	ACCOUNTS PAYABLE	0.00
702-201-100	A/P CREDITS WITH VENDORS	0.00
702-206-000	DUE TO OTHER FUNDS	0.00
702-206-999	DUE TO A/P CLEARING	<u>17,220.00</u>
TOTAL LIABILITIES		<u>17,220.00</u>
<hr/>		
<b>EQUITY</b>		
<hr/>		
702-271-000	UNRESERVED FUND BALANCE	<u>1,016.74</u>
TOTAL BEGINNING EQUITY		1,016.74
TOTAL REVENUE		121,492.60
TOTAL EXPENSES		<u>121,492.60</u>
TOTAL REVENUE OVER/(UNDER) EXPENSES		0.00
TOTAL EQUITY & REV. OVER/(UNDER) EXP.		<u>1,016.74</u>
TOTAL LIABILITIES, EQUITY & REV.OVER/(UNDER) EXP.		<u>18,236.74</u>

HILL COUNTY, TEXAS  
 REVENUE REPORT (UNAUDITED)  
 AS OF: SEPTEMBER 30TH, 2025

702-TREASURER JP ITASCA

% OF YEAR COMPLETED: 100.00

REVENUES	CURRENT BUDGET	CURRENT PERIOD	PRIOR YEAR PO ADJUST.	Y-T-D ACTUAL	Y-T-D ENCUMBRANCE	BUDGET BALANCE	% OF BUDGET
<u>FEES</u>							
702-340-801 FEES	0.00	9,870.08	0.00	121,492.60	0.00	( 121,492.60)	0.00
TOTAL FEES	0.00	9,870.08	0.00	121,492.60	0.00	( 121,492.60)	0.00
<u>MISC &amp; OTHER</u>							
702-370-500 MISCELLANEOUS INCOME	0.00	0.00	0.00	0.00	0.00	0.00	0.00
702-375-100 INTEREST INCOME	0.00	0.00	0.00	0.00	0.00	0.00	0.00
TOTAL MISC & OTHER	0.00	0.00	0.00	0.00	0.00	0.00	0.00
<u>TRANSFERS</u>							
702-390-000 TRANSFERS IN	0.00	0.00	0.00	0.00	0.00	0.00	0.00
TOTAL TRANSFERS	0.00	0.00	0.00	0.00	0.00	0.00	0.00
<hr/>							
TOTAL REVENUES	0.00	9,870.08	0.00	121,492.60	0.00	( 121,492.60)	0.00

HILL COUNTY, TEXAS  
 EXPENDITURES REPORT (UNAUDITED)  
 AS OF: SEPTEMBER 30TH, 2025

702-TREASURER JP ITASCA  
 JUSTICE SYSTEM  
 TREASURER - JP ITASCA

% OF YEAR COMPLETED: 100.00

DEPARTMENTAL EXPENDITURES	CURRENT BUDGET	CURRENT PERIOD	PRIOR YEAR PO ADJUST.	Y-T-D ACTUAL	Y-T-D ENCUMBRANCE	BUDGET BALANCE	% OF BUDGET
<u>OTHER COSTS</u>							
702-5-2103-7101 MONTHLY REPORTS	0.00	9,870.08	0.00	121,492.60	0.00 (	121,492.60)	0.00
702-5-2103-7301 REFUNDS	<u>0.00</u>	<u>0.00</u>	<u>0.00</u>	<u>0.00</u>	<u>0.00</u>	<u>0.00</u>	<u>0.00</u>
TOTAL OTHER COSTS	0.00	9,870.08	0.00	121,492.60	0.00 (	121,492.60)	0.00
<u>OTHER FINANCING (USES)</u>							
702-5-2103-9901 TRANSFERS OUT	<u>0.00</u>	<u>0.00</u>	<u>0.00</u>	<u>0.00</u>	<u>0.00</u>	<u>0.00</u>	<u>0.00</u>
TOTAL OTHER FINANCING (USES)	0.00	0.00	0.00	0.00	0.00	0.00	0.00
<hr/>							
TOTAL TREASURER - JP ITASCA	0.00	9,870.08	0.00	121,492.60	0.00 (	121,492.60)	0.00
<hr/>							
TOTAL JUSTICE SYSTEM	0.00	9,870.08	0.00	121,492.60	0.	0.00	0.00
TOTAL EXPENDITURES	<u>0.00</u>	<u>9,870.08</u>	<u>0.00</u>	<u>121,492.60</u>	<u>0.00 (</u>	<u>121,492.60)</u>	<u>0.00</u>

## BALANCE SHEET

AS OF: SEPTEMBER 30TH, 2025

703-TREASURER JP MALONE

ACCOUNT #	ACCOUNT DESCRIPTION	BALANCE	
<b>ASSETS</b>			
=====			
703-101-096	CLAIM/JP POOLED	( 5,877.73)	
703-101-100	CASH JP 3	20,837.93	
703-106-000	DUE FROM OTHER FUNDS	0.00	
			<u>14,960.20</u>
TOTAL ASSETS			<u>14,960.20</u>
<b>LIABILITIES</b>			
=====			
703-201-000	ACCOUNTS PAYABLE	0.00	
703-201-100	A/P CREDITS WITH VENDORS	0.00	
703-206-000	DUE TO OTHER FUNDS	0.00	
703-206-999	DUE TO A/P CLEARING	20,837.93	
TOTAL LIABILITIES			<u>20,837.93</u>
<b>EQUITY</b>			
=====			
703-271-000	UNRESERVED FUND BALANCE	( 5,877.73)	
TOTAL BEGINNING EQUITY			( 5,877.73)
TOTAL REVENUE			115,180.04
TOTAL EXPENSES			<u>115,180.04</u>
TOTAL REVENUE OVER/(UNDER) EXPENSES			0.00
TOTAL EQUITY & REV. OVER/(UNDER) EXP.			( 5,877.73)
TOTAL LIABILITIES, EQUITY & REV.OVER/(UNDER) EXP.			<u>14,960.20</u>

HILL COUNTY, TEXAS  
 REVENUE REPORT (UNAUDITED)  
 AS OF: SEPTEMBER 30TH, 2025

703-TREASURER JP MALONE

% OF YEAR COMPLETED: 100.00

REVENUES	CURRENT BUDGET	CURRENT PERIOD	PRIOR YEAR PO ADJUST.	Y-T-D ACTUAL	Y-T-D ENCUMBRANCE	BUDGET BALANCE	% OF BUDGET
<u>FEEES</u>							
703-340-801 FEES	0.00	11,535.67	0.00	115,180.04	0.00	( 115,180.04)	0.00
TOTAL FEES	0.00	11,535.67	0.00	115,180.04	0.00	( 115,180.04)	0.00
<u>MISC &amp; OTHER</u>							
703-375-100 INTEREST INCOME	0.00	0.00	0.00	0.00	0.00	0.00	0.00
TOTAL MISC & OTHER	0.00	0.00	0.00	0.00	0.00	0.00	0.00
<u>TRANSFERS</u>							
703-390-000 TRANSFERS IN	0.00	0.00	0.00	0.00	0.00	0.00	0.00
TOTAL TRANSFERS	0.00	0.00	0.00	0.00	0.00	0.00	0.00
TOTAL REVENUES	0.00	11,535.67	0.00	115,180.04	0.00	( 115,180.04)	0.00

HILL COUNTY, TEXAS  
 EXPENDITURES REPORT (UNAUDITED)  
 AS OF:SEPTEMBER 30TH, 2025

703-TREASURER JP MALONE  
 JUSTICE SYSTEM  
 TREASURER-JP MALONE

% OF YEAR COMPLETED: 100.00

DEPARTMENTAL EXPENDITURES	CURRENT BUDGET	CURRENT PERIOD	PRIOR YEAR PO ADJUST.	Y-T-D ACTUAL	Y-T-D ENCUMBRANCE	BUDGET BALANCE	% OF BUDGET
<u>OTHER COSTS</u>							
703-5-2103-7101 MONTHLY REPORTS	0.00	11,535.67	0.00	115,180.04	0.00 (	115,180.04)	0.00
703-5-2103-7301 REFUNDS	<u>0.00</u>	<u>0.00</u>	<u>0.00</u>	<u>0.00</u>	<u>0.00</u>	<u>0.00</u>	<u>0.00</u>
TOTAL OTHER COSTS	0.00	11,535.67	0.00	115,180.04	0.00 (	115,180.04)	0.00
<u>OTHER FINANCING (USES)</u>							
703-5-2103-9901 TRANSFERS OUT	<u>0.00</u>	<u>0.00</u>	<u>0.00</u>	<u>0.00</u>	<u>0.00</u>	<u>0.00</u>	<u>0.00</u>
TOTAL OTHER FINANCING (USES)	0.00	0.00	0.00	0.00	0.00	0.00	0.00
<hr/>							
TOTAL TREASURER-JP MALONE	0.00	11,535.67	0.00	115,180.04	0.00 (	115,180.04)	0.00
<hr/>							
TOTAL JUSTICE SYSTEM	0.00	11,535.67	0.00	115,180.04	0.	0.00	0.00
TOTAL EXPENDITURES	<u>0.00</u>	<u>11,535.67</u>	<u>0.00</u>	<u>115,180.04</u>	<u>0.00 (</u>	<u>115,180.04)</u>	<u>0.00</u>

BALANCE SHEET

AS OF: SEPTEMBER 30TH, 2025

704-TREASURER JP WHITNEY

ACCOUNT #	ACCOUNT DESCRIPTION	BALANCE	
<b>ASSETS</b>			
=====			
704-101-100	Cash - JP Whitney	12,272.89	
704-106-000	DUE FROM OTHER FUNDS	<u>0.00</u>	
			<u>12,272.89</u>
TOTAL ASSETS			12,272.89
=====			
<b>LIABILITIES</b>			
=====			
704-201-000	ACCOUNTS PAYABLE	19.18	
704-201-100	A/P CREDITS WITH VENDORS	0.00	
704-206-000	DUE TO OTHER FUNDS	0.00	
704-206-999	DUE TO A/P CLEARING	<u>11,937.89</u>	
TOTAL LIABILITIES			<u>11,957.07</u>
<b>EQUITY</b>			
=====			
704-271-000	UNRESERVED FUND BALANCE	<u>315.82</u>	
TOTAL BEGINNING EQUITY			315.82
TOTAL REVENUE		92,373.16	
TOTAL EXPENSES		<u>92,373.16</u>	
TOTAL REVENUE OVER/(UNDER) EXPENSES			0.00
TOTAL EQUITY & REV. OVER/(UNDER) EXP.			<u>315.82</u>
TOTAL LIABILITIES, EQUITY & REV.OVER/(UNDER) EXP.			12,272.89
=====			

HILL COUNTY, TEXAS  
 REVENUE REPORT (UNAUDITED)  
 AS OF: SEPTEMBER 30TH, 2025

704-TREASURER JP WHITNEY

% OF YEAR COMPLETED: 100.00

REVENUES	CURRENT BUDGET	CURRENT PERIOD	PRIOR YEAR PO ADJUST.	Y-T-D ACTUAL	Y-T-D ENCUMBRANCE	BUDGET BALANCE	% OF BUDGET
<u>FEEES</u>							
704-340-801 FEES	0.00	5,250.70	0.00	92,373.16	0.00	( 92,373.16)	0.00
TOTAL FEES	0.00	5,250.70	0.00	92,373.16	0.00	( 92,373.16)	0.00
<u>MISC &amp; OTHER</u>							
704-375-100 INTEREST INCOME	0.00	0.00	0.00	0.00	0.00	0.00	0.00
TOTAL MISC & OTHER	0.00	0.00	0.00	0.00	0.00	0.00	0.00
<u>TRANSFERS</u>							
704-390-000 TRANSFERS IN	0.00	0.00	0.00	0.00	0.00	0.00	0.00
TOTAL TRANSFERS	0.00	0.00	0.00	0.00	0.00	0.00	0.00
TOTAL REVENUES	0.00	5,250.70	0.00	92,373.16	0.00	( 92,373.16)	0.00

HILL COUNTY, TEXAS  
 EXPENDITURES REPORT (UNAUDITED)  
 AS OF: SEPTEMBER 30TH, 2025

704-TREASURER JP WHITNEY  
 JUSTICE SYSTEM  
 TREASURER - JP WHITNEY

% OF YEAR COMPLETED: 100.00

DEPARTMENTAL EXPENDITURES	CURRENT BUDGET	CURRENT PERIOD	PRIOR YEAR PO ADJUST.	Y-T-D ACTUAL	Y-T-D ENCUMBRANCE	BUDGET BALANCE	% OF BUDGET
<u>OTHER COSTS</u>							
704-5-2103-7101 MONTHLY REPORTS	0.00	5,250.70	0.00	92,359.66	0.00 (	92,359.66)	0.00
704-5-2103-7301 REFUNDS	<u>0.00</u>	<u>0.00</u>	<u>0.00</u>	<u>13.50</u>	<u>0.00 (</u>	<u>13.50)</u>	<u>0.00</u>
TOTAL OTHER COSTS	0.00	5,250.70	0.00	92,373.16	0.00 (	92,373.16)	0.00
<u>OTHER FINANCING (USES)</u>							
704-5-2103-9901 TRANSFERS OUT	<u>0.00</u>	<u>0.00</u>	<u>0.00</u>	<u>0.00</u>	<u>0.00</u>	<u>0.00</u>	<u>0.00</u>
TOTAL OTHER FINANCING (USES)	0.00	0.00	0.00	0.00	0.00	0.00	0.00
<hr/>							
TOTAL TREASURER - JP WHITNEY	0.00	5,250.70	0.00	92,373.16	0.00 (	92,373.16)	0.00
<hr/>							
TOTAL JUSTICE SYSTEM	0.00	5,250.70	0.00	92,373.16	0.	0.00	0.00
TOTAL EXPENDITURES	<u>0.00</u>	<u>5,250.70</u>	<u>0.00</u>	<u>92,373.16</u>	<u>0.00 (</u>	<u>92,373.16)</u>	<u>0.00</u>

## BALANCE SHEET

AS OF: SEPTEMBER 30TH, 2025

715-CO TREAS - DC CIVIL

ACCOUNT #	ACCOUNT DESCRIPTION	BALANCE	
<b>ASSETS</b>			
<hr/>			
715-101-100	Cash HCCF DC Civil Fees	736,882.42	
715-104-100	ACCOUNTS RECEIVABLE	0.00	
715-106-000	DUE FROM OTHER FUNDS	0.00	
			<u>736,882.42</u>
TOTAL ASSETS			<u>736,882.42</u>
<b>LIABILITIES</b>			
<hr/>			
715-201-000	ACCOUNTS PAYABLE	0.00	
715-206-000	DUE TO OTHER FUNDS	0.00	
715-206-999	DUE TO A/P CLEARING	0.00	
TOTAL LIABILITIES			<u>0.00</u>
<b>EQUITY</b>			
<hr/>			
715-271-000	UNRESERVED FUND BALANCE	1,146,501.87	
TOTAL BEGINNING EQUITY			1,146,501.87
TOTAL REVENUE		1,380,068.55	
TOTAL EXPENSES		<u>1,789,688.00</u>	
TOTAL REVENUE OVER/(UNDER) EXPENSES		( 409,619.45)	
TOTAL EQUITY & REV. OVER/(UNDER) EXP.			<u>736,882.42</u>
TOTAL LIABILITIES, EQUITY & REV.OVER/(UNDER) EXP.			<u>736,882.42</u>

HILL COUNTY, TEXAS  
 REVENUE REPORT (UNAUDITED)  
 AS OF: SEPTEMBER 30TH, 2025

715-CO TREAS - DC CIVIL

% OF YEAR COMPLETED: 100.00

REVENUES	CURRENT BUDGET	CURRENT PERIOD	PRIOR YEAR PO ADJUST.	Y-T-D ACTUAL	Y-T-D ENCUMBRANCE	BUDGET BALANCE	% OF BUDGET
<u>FEEES</u>							
715-340-700 FEES - DEPOSITS	0.00	79,897.19	0.00	1,368,920.03	0.00	( 1,368,920.03)	0.00
715-340-702 DISTRICT CLERK -REGISTRY TRANS	0.00	0.00	0.00	11,148.52	0.00	( 11,148.52)	0.00
TOTAL FEES	0.00	79,897.19	0.00	1,380,068.55	0.00	( 1,380,068.55)	0.00
<u>MISC &amp; OTHER</u>							
715-375-100 INTEREST INCOME	0.00	0.00	0.00	0.00	0.00	0.00	0.00
TOTAL MISC & OTHER	0.00	0.00	0.00	0.00	0.00	0.00	0.00
<u>TRANSFERS</u>							
715-390-000 TRANSFERS IN	0.00	0.00	0.00	0.00	0.00	0.00	0.00
TOTAL TRANSFERS	0.00	0.00	0.00	0.00	0.00	0.00	0.00
<b>TOTAL REVENUES</b>	<b>0.00</b>	<b>79,897.19</b>	<b>0.00</b>	<b>1,380,068.55</b>	<b>0.00</b>	<b>( 1,380,068.55)</b>	<b>0.00</b>

HILL COUNTY, TEXAS  
 EXPENDITURES REPORT (UNAUDITED)  
 AS OF: SEPTEMBER 30TH, 2025

715-CO TREAS - DC CIVIL  
 JUSTICE SYSTEM  
 DISTRICT CLERK - CRIMINAL

% OF YEAR COMPLETED: 100.00

DEPARTMENTAL EXPENDITURES	CURRENT BUDGET	CURRENT PERIOD	PRIOR YEAR PO ADJUST.	Y-T-D ACTUAL	Y-T-D ENCUMBRANCE	BUDGET BALANCE	% OF BUDGET
<u>OTHER COSTS</u>							
715-5-2105-7101 MONTHLY REPORTS	0.00	75,557.13	0.00	1,789,688.00	0.00	( 1,789,688.00)	0.00
TOTAL OTHER COSTS	0.00	75,557.13	0.00	1,789,688.00	0.00	( 1,789,688.00)	0.00
<u>OTHER FINANCING (USES)</u>							
715-5-2105-9901 TRANSFERS OUT	0.00	0.00	0.00	0.00	0.00	0.00	0.00
TOTAL OTHER FINANCING (USES)	0.00	0.00	0.00	0.00	0.00	0.00	0.00
TOTAL DISTRICT CLERK - CRIMINAL	0.00	75,557.13	0.00	1,789,688.00	0.00	( 1,789,688.00)	0.00
TOTAL JUSTICE SYSTEM	0.00	75,557.13	0.00	1,789,688.00	0.	0.00	0.00
TOTAL EXPENDITURES	0.00	75,557.13	0.00	1,789,688.00	0.00	( 1,789,688.00)	0.00

HILL COUNTY, TEXAS  
 BALANCE SHEET  
 AS OF: SEPTEMBER 30TH, 2025

720-Co Clerk

ACCOUNT #	ACCOUNT DESCRIPTION	BALANCE	
<u>ASSETS</u>			
=====			
720-101-100	COUNTY CLERK DEPOSITS	0.00	
720-106-000	DUE FROM OTHER FUNDS	0.00	
		<u>0.00</u>	0.00
TOTAL ASSETS			0.00
<u>LIABILITIES</u>			
=====			
720-206-000	DUE TO OTHER FUNDS	0.00	
TOTAL LIABILITIES		<u>0.00</u>	0.00
<u>EQUITY</u>			
=====			
720-271-000	UNRESERVED FUND BALANCE	0.00	
TOTAL BEGINNING EQUITY		<u>0.00</u>	
TOTAL REVENUE		563,962.61	
TOTAL EXPENSES		563,962.61	
TOTAL REVENUE OVER/(UNDER) EXPENSES		<u>0.00</u>	
TOTAL EQUITY & REV. OVER/(UNDER) EXP.			<u>0.00</u>
TOTAL LIABILITIES, EQUITY & REV.OVER/(UNDER) EXP.			0.00
=====			

HILL COUNTY, TEXAS  
 REVENUE REPORT (UNAUDITED)  
 AS OF: SEPTEMBER 30TH, 2025

720-Co Clerk

% OF YEAR COMPLETED: 100.00

REVENUES	CURRENT BUDGET	CURRENT PERIOD	PRIOR YEAR PO ADJUST.	Y-T-D ACTUAL	Y-T-D ENCUMBRANCE	BUDGET BALANCE	% OF BUDGET
<b>FEEES</b>							
720-340-400 CO CLERK CIVIL	0.00	43,165.65	0.00	493,469.61	0.00 (	493,469.61)	0.00
720-340-410 COUNTY CLERK PROBATE	0.00	3,246.00	0.00	70,493.00	0.00 (	70,493.00)	0.00
TOTAL FEES	0.00	46,411.65	0.00	563,962.61	0.00 (	563,962.61)	0.00
<b>TOTAL REVENUES</b>	0.00	46,411.65	0.00	563,962.61	0.00 (	563,962.61)	0.00

HILL COUNTY, TEXAS  
 EXPENDITURES REPORT (UNAUDITED)  
 AS OF: SEPTEMBER 30TH, 2025

720-Co Clerk  
 GENERAL GOVERNMENT  
 COUNTY CLERK CLEARING

% OF YEAR COMPLETED: 100.00

DEPARTMENTAL EXPENDITURES	CURRENT BUDGET	CURRENT PERIOD	PRIOR YEAR PO ADJUST.	Y-T-D ACTUAL	Y-T-D ENCUMBRANCE	BUDGET BALANCE	% OF BUDGET
<u>OTHER COSTS</u>							
720-5-1109-7101 MONTHLY REPORTS	0.00	46,411.65	0.00	563,962.61	0.00 (	563,962.61)	0.00
720-5-1109-7301 REFUNDS	<u>0.00</u>	<u>0.00</u>	<u>0.00</u>	<u>0.00</u>	<u>0.00</u>	<u>0.00</u>	<u>0.00</u>
TOTAL OTHER COSTS	0.00	46,411.65	0.00	563,962.61	0.00 (	563,962.61)	0.00
<hr/>							
TOTAL COUNTY CLERK CLEARING	0.00	46,411.65	0.00	563,962.61	0.00 (	563,962.61)	0.00
<hr/>							
TOTAL GENERAL GOVERNMENT	0.00	46,411.65	0.00	563,962.61	0.	0.00	0.00
TOTAL EXPENDITURES	<u>0.00</u>	<u>46,411.65</u>	<u>0.00</u>	<u>563,962.61</u>	<u>0.00 (</u>	<u>563,962.61)</u>	<u>0.00</u>

HILL COUNTY, TEXAS  
 BALANCE SHEET  
 AS OF: SEPTEMBER 30TH, 2025

730-911 ADDRESSING

ACCOUNT #	ACCOUNT DESCRIPTION	BALANCE
<u>ASSETS</u>		
=====		
730-101-100	911 ADDRESSING DEPOSITS	0.00
730-106-000	DUE FROM OTHER FUNDS	0.00
		<u>0.00</u>
TOTAL ASSETS		0.00
		=====
<u>LIABILITIES</u>		
=====		
730-206-000	DUE TO OTHER FUNDS	0.00
TOTAL LIABILITIES		<u>0.00</u>
<u>EQUITY</u>		
=====		
730-271-000	UNRESERVED FUND BALANCE	0.00
TOTAL BEGINNING EQUITY		<u>0.00</u>
TOTAL REVENUE		56,900.00
TOTAL EXPENSES		56,900.00
TOTAL REVENUE OVER/(UNDER) EXPENSES		<u>0.00</u>
TOTAL EQUITY & REV. OVER/(UNDER) EXP.		<u>0.00</u>
TOTAL LIABILITIES, EQUITY & REV.OVER/(UNDER) EXP.		0.00
		=====

HILL COUNTY, TEXAS  
 REVENUE REPORT (UNAUDITED)  
 AS OF: SEPTEMBER 30TH, 2025

730-911 ADDRESSING

% OF YEAR COMPLETED: 100.00

REVENUES	CURRENT BUDGET	CURRENT PERIOD	PRIOR YEAR PO ADJUST.	Y-T-D ACTUAL	Y-T-D ENCUMBRANCE	BUDGET BALANCE	% OF BUDGET
<u>FEEES</u>							
730-340-911 911 ADDRESSING	0.00	5,500.00	0.00	56,900.00	0.00	( 56,900.00)	0.00
TOTAL FEES	0.00	5,500.00	0.00	56,900.00	0.00	( 56,900.00)	0.00
<b>TOTAL REVENUES</b>	<b>0.00</b>	<b>5,500.00</b>	<b>0.00</b>	<b>56,900.00</b>	<b>0.00</b>	<b>( 56,900.00)</b>	<b>0.00</b>

HILL COUNTY, TEXAS  
 EXPENDITURES REPORT (UNAUDITED)  
 AS OF: SEPTEMBER 30TH, 2025

730-911 ADDRESSING  
 INFRASTRUCTURE&ENVIR SER  
 911 ADDRESSING

% OF YEAR COMPLETED: 100.00

DEPARTMENTAL EXPENDITURES	CURRENT BUDGET	CURRENT PERIOD	PRIOR YEAR PO ADJUST.	Y-T-D ACTUAL	Y-T-D ENCUMBRANCE	BUDGET BALANCE	% OF BUDGET
<u>OTHER COSTS</u>							
730-5-7100-7101 MONTHLY REPORTS	0.00	5,500.00	0.00	56,900.00	0.00 (	56,900.00)	0.00
730-5-7100-7301 REFUNDS	0.00	0.00	0.00	0.00	0.00 (	0.00)	0.00
TOTAL OTHER COSTS	0.00	5,500.00	0.00	56,900.00	0.00 (	56,900.00)	0.00
TOTAL 911 ADDRESSING	0.00	5,500.00	0.00	56,900.00	0.00 (	56,900.00)	0.00
TOTAL INFRASTRUCTURE&ENVIR SER	0.00	5,500.00	0.00	56,900.00	0.	0.00	0.00
TOTAL EXPENDITURES	0.00	5,500.00	0.00	56,900.00	0.00 (	56,900.00)	0.00

BALANCE SHEET

AS OF: SEPTEMBER 30TH, 2025

800-FIXED ASSETS

ACCOUNT #	ACCOUNT DESCRIPTION	BALANCE	
<hr/>			
ASSETS			
=====			
800-102-105	INVESTMENTS	( 84,605,579.23)	
800-140-000	LAND	822,897.66	
800-141-000	CONSTRUCTION IN PROGRESS	0.00	
800-144-000	BUILDINGS	24,694,229.16	
800-144-050	IMPROVEMENTS	10,948,994.59	
800-146-000	EQUIPMENT	22,186,503.08	
800-146-100	ACCUM DEPR - BLDG & EQUIP	( 29,961,513.85)	
800-148-000	INFRASTRUCTURE	16,568,598.36	
800-148-100	ACCUM DEPR-INFRASTRUCTURE	( 9,324,976.93)	
		( 48,670,847.16)	
	TOTAL ASSETS		( 48,670,847.16)
			=====
LIABILITIES			
=====			
800-206-999	DUE TO A/P CLEARING	0.00	
	TOTAL LIABILITIES		0.00
EQUITY			
=====			
800-271-000	UNRESERVED FUND BALANCE	( 44,702,057.04)	
	TOTAL BEGINNING EQUITY	( 44,702,057.04)	
	TOTAL REVENUE	0.00	
	TOTAL EXPENSES	3,968,790.12	
	TOTAL REVENUE OVER/(UNDER) EXPENSES	( 3,968,790.12)	
	TOTAL EQUITY & REV. OVER/(UNDER) EXP.		( 48,670,847.16)
	TOTAL LIABILITIES, EQUITY & REV.OVER/(UNDER) EXP.		( 48,670,847.16)
			=====

HILL COUNTY  
 2024-2025  
 RECONCILIATION OF ASSETS /DEPRECIATION TO BOOKS  
 Fund 800

		Class Audit Report 09.30.24	ADDITIONS	Adjustments	Disposals with Special Depreciation	DISPOSITIONS	Class Audit Report 09.30.25
<b>ASSETS</b>							
LAND	800-140-000	522,947.50	299,950.16				822,897.66
CIPProgress	800-141-000	564,532.11		(564,532.11)			-
<b>Not Depreciated</b>		<b>1,087,479.61</b>	<b>299,950.16</b>	<b>(564,532.11)</b>	-	-	<b>822,897.66</b>
BUILDINGS	800-144-000	24,694,229.16					24,694,229.16
IMPROVEMENTS	800-144-050	10,197,425.26	758,169.33			(6,600.00)	10,948,994.59
BLDG-SUBTOTAL		34,891,654.42	758,169.33	-	-	(6,600.00)	35,643,223.75
EQUIPMENT	800-146-000	21,011,407.36	2,056,438.28			(881,344.57)	22,186,501.07
INFRASTRUCTURE	800-148-000	15,547,742.03	1,327,042.80			(306,186.47)	16,568,598.36
<b>ASSETS-BEING DEPRECIATED</b>		<b>71,450,803.81</b>	<b>4,141,650.41</b>	<b>-</b>	<b>-</b>	<b>(1,194,131.04)</b>	<b>74,398,323.18</b>
<b>TOTAL ASSETS</b>		<b>72,538,283.42</b>	<b>4,441,600.57</b>	<b>(564,532.11)</b>	<b>-</b>	<b>(1,194,131.04)</b>	<b>75,221,220.84</b>
		09.30.24					09.30.25
<b>ACCUMULATED DEPRECIATION</b>							
		COST	2025 DEPR				ACCUM DEPREC
BUILDINGS & IMP	800-146-100	(14,422,898.30)	(2,953,076.47)		(13.72)	6,600.00	(17,369,388.49)
IMPROVEMENTS	800-146-100						
EQUIPMENT	800-146-100	(13,403,949.32)			(54,642.42)	866,466.38	(12,592,125.36)
INFRASTRUCTURE	800-148-100	(8,612,891.11)	(942,908.38)		(18,149.13)	248,971.69	(9,324,976.93)
Total Accum Depr		(36,439,738.73)	(3,895,984.85)	-	(72,805.27)	1,122,038.07	(39,286,490.78)

HILL COUNTY, TEXAS  
EXPENDITURES REPORT (UNAUDITED)  
AS OF: SEPTEMBER 30TH, 2025

800-FIXED ASSETS

DEPARTMENTAL EXPENDITURES

	DEPARTMENT	CURRENT BUDGET	CURRENT PERIOD	PRIOR YR PO ADJUST.	Y-T-D ACTUAL	Y-T-D ENCUMB.	BUDGET BALANCE
<b>GENERAL GOVERNMENT</b>							
DEPRECIATION/AMORTIZATION							
800-5-1101-5002	CO. JUDGE	-	-	-	-	-	-
800-5-1103-5002	NON-DEPARTMENTAL	-	319,516.84	-	319,516.84	-	(319,516.84)
800-5-1104-5002	COMPUTER	-	31,505.58	-	31,505.58	-	(31,505.58)
800-5-1109-5002	CO. CLERK	-	14,996.82	-	14,996.82	-	(14,996.82)
800-5-1301-5002	TAX OFFICE	-	3,608.78	-	3,608.78	-	(3,608.78)
800-5-1401-5002	COURTHOUSE	-	574,079.18	-	574,079.18	-	(574,079.18)
800-5-1501-5002	ELECTIONS	-	60,592.23	-	60,592.23	-	(60,592.23)
800-5-5302-5002	VETERANS	-	7,393.39	-	7,393.39	-	(7,393.39)
TOTAL GENERAL GOVERNMENT		-	1,011,692.82	-	1,011,692.82	-	(1,011,692.82)
<b>JUSTICE SYSTEM</b>							
DEPRECIATION/AMORTIZATION							
800-5-2102-5002	COURT-AT-LAW	-	7,524.61	-	7,524.61	-	(7,524.61)
800-5-2274-5002	JUSTICE OF PEACE # 1	-	1,175.02	-	1,175.02	-	(1,175.02)
800-5-2271-5002	CONSTABLE #1	-	14,784.69	-	14,784.69	-	(14,784.69)
800-5-2272-5002	CONSTABLE #2	-	9,942.00	-	9,942.00	-	(9,942.00)
800-5-2273-5002	CONSTABLE #3	-	15,326.39	-	15,326.39	-	(15,326.39)
800-5-2274-5002	CONSTABLE #4	-	8,874.78	-	8,874.78	-	(8,874.78)
800-5-2304-5002	JUV. PROBATION	-	6,598.98	-	6,598.98	-	(6,598.98)
TOTAL JUSTICE SYSTEM		-	64,226.47	-	64,226.47	-	(64,226.47)
<b>PUBLIC SAFETY</b>							
DEPRECIATION/AMORTIZATION							
800-5-3101-5002	COURTHOUSE SECURITY	-	3,583.62	-	3,583.62	-	(3,583.62)
800-5-3102-5002	SHERIFF	-	313,417.66	-	313,417.66	-	(313,417.66)
800-5-3104-5002	HEALTH & SAFETY	-	10,890.51	-	10,890.51	-	(10,890.51)
800-5-3106-5002	ANIMAL CONTROL	-	18,542.45	-	18,542.45	-	(18,542.45)
800-5-3203-5002	911 DISPATCH	-	1,088.04	-	1,088.04	-	(1,088.04)
800-5-3301-5002	EMERGENCY MGMT.	-	254,281.23	-	254,281.23	-	(254,281.23)
TOTAL PUBLIC SAFETY		-	601,803.51	-	601,803.51	-	(580,022.49)
<b>CORRECTIONS/REHABILITATION</b>							
DEPRECIATION/AMORTIZATION							
800-5-4101-5002	JAIL	-	290,070.04	-	290,070.04	-	(290,070.04)
800-5-4201-5002	ADULT PROBATION	-	1,737.96	-	1,737.96	-	(1,737.96)
TOTAL CORRECTIONS/REHAB.		-	291,808.00	-	291,808.00	-	(291,808.00)
<b>INFRASTRUCTURE &amp; ENVIR. SER.</b>							
DEPRECIATION/AMORTIZATION							
800-5-7100-5002	GEN. ROAD & BRIDGE	-	2,723.52	-	2,723.52	-	2,723.52
800-5-7101-5002	ROAD & BRIDGE #1	-	349,762.49	-	349,762.49	-	(349,762.49)
800-5-7102-5002	ROAD & BRIDGE #2	-	703,677.25	-	703,677.25	-	(703,677.25)
800-5-7103-5002	ROAD & BRIDGE #3	-	394,000.89	-	394,000.89	-	(394,000.89)
800-5-7104-5002	ROAD & BRIDGE #4	-	539,286.32	-	539,286.32	-	(539,286.32)
TOTAL INFRASTRUCTURE & ENV. SERV.		-	1,989,450.47	-	1,989,450.47	-	(1,989,450.47)
TOTAL EXPENDITURES		-	<u>3,958,981.27</u>	-	<u>3,958,981.27</u>	-	<u>(3,937,200.25)</u>

BALANCE SHEET

AS OF: SEPTEMBER 30TH, 2025

999-ACCOUNTS PAYABLE

ACCOUNT #	ACCOUNT DESCRIPTION	BALANCE	
<hr/>			
<b>ASSETS</b>			
<hr/>			
999-101-100	CASH AP CLEARING	7.55	
999-106-000	DUE FROM NON-POOLED FUNDS	203,203.24	
999-106-100	DUE FROM OTHER ACCTS	0.00	
999-106-995	DUE FROM 995 GENERAL FUNDS	992,857.95	
999-106-996	DUE FROM 996 JP 2 FUNDS (HILLS)	35,238.86	
999-106-997	DUE FROM 997 JUV PROB FUNDS	20,295.10	
999-106-998	DUE FROM 998 ADULT PROB FUNDS	<u>7,934.26</u>	
			<u>1,259,536.96</u>
TOTAL ASSETS			1,259,536.96
<hr/>			
<b>LIABILITIES</b>			
<hr/>			
999-201-100	ACCOUNTS PAYABLE CONTROL	1,259,536.96	
999-202-000	WAGES PAYABLE	0.00	
999-206-000	DUE TO OTHER FUNDS	0.00	
999-206-100	DUE TO OTHER ACCTS	<u>0.00</u>	
TOTAL LIABILITIES			<u>1,259,536.96</u>
<hr/>			
<b>EQUITY</b>			
<hr/>			
999-271-000	FUND BALANCE	<u>0.00</u>	
TOTAL BEGINNING EQUITY			0.00
TOTAL EQUITY & REV. OVER/(UNDER) EXP.			<u>0.00</u>
TOTAL LIABILITIES, EQUITY & REV.OVER/(UNDER) EXP.			<u>1,259,536.96</u>

BALANCE SHEET

AS OF: SEPTEMBER 30TH, 2025

998-ADULT PROB POOLED CASH

ACCOUNT #	ACCOUNT DESCRIPTION	BALANCE
<hr/>		
ASSETS		
=====		
998-101-100	ADULT PROB POOLED CASH	373,547.38
998-106-000	DUE FROM OTHER 998 FUNDS	<u>0.00</u>
		<u>373,547.38</u>
TOTAL ASSETS		<u>373,547.38</u>
=====		
LIABILITIES		
=====		
998-201-100	ACCOUNTS PAYABLE CONTROL	0.00
998-202-000	WAGES PAYABLE	0.00
998-206-000	DUE TO OTHER 998 FUNDS	<u>373,547.38</u>
TOTAL LIABILITIES		<u>373,547.38</u>
=====		
EQUITY		
=====		
998-271-000	FUND BALANCE	<u>0.00</u>
TOTAL BEGINNING EQUITY		0.00
TOTAL EQUITY & REV. OVER/(UNDER) EXP.		<u>0.00</u>
TOTAL LIABILITIES, EQUITY & REV.OVER/(UNDER) EXP.		<u>373,547.38</u>
=====		

BALANCE SHEET

AS OF: SEPTEMBER 30TH, 2025

997-JUVENILE PROB POOL CASH

ACCOUNT #	ACCOUNT DESCRIPTION	BALANCE	
<hr/>			
ASSETS			
<hr/>			
997-101-100	JUV PROB FUNDS POOLED CASH	555,634.87	
997-106-000	DUE FROM OTHER 997 FUNDS	<u>0.00</u>	
			<u>555,634.87</u>
TOTAL ASSETS			555,634.87
<hr/>			
LIABILITIES			
<hr/>			
997-201-100	ACCOUNTS PAYABLE CONTROL	0.00	
997-202-000	WAGES PAYABLE	0.00	
997-206-000	DUE TO OTHER 997 FUNDS	<u>555,634.87</u>	
TOTAL LIABILITIES			<u>555,634.87</u>
<hr/>			
EQUITY			
<hr/>			
997-271-000	FUND BALANCE	<u>0.00</u>	
TOTAL BEGINNING EQUITY			0.00
TOTAL EQUITY & REV. OVER/(UNDER) EXP.			<u>0.00</u>
TOTAL LIABILITIES, EQUITY & REV.OVER/(UNDER) EXP.			<u>555,634.87</u>

BALANCE SHEET

AS OF: SEPTEMBER 30TH, 2025

996-JP 1&3 POOLED CASH

ACCOUNT #	ACCOUNT DESCRIPTION	BALANCE
<hr/>		
ASSETS		
<hr/>		
996-101-100	JP 1&3 POOLED CASH	33,951.33
996-106-000	DUE FROM OTHER 996 FUNDS	<u>0.00</u>
		<u>33,951.33</u>
TOTAL ASSETS		<u>33,951.33</u>
<hr/>		
LIABILITIES		
<hr/>		
996-201-100	ACCOUNTS PAYABLE CONTROL	0.00
996-202-000	WAGES PAYABLE	0.00
996-206-000	DUE TO OTHER 996 FUNDS	<u>33,951.33</u>
TOTAL LIABILITIES		<u>33,951.33</u>
<hr/>		
EQUITY		
<hr/>		
996-271-000	FUND BALANCE	<u>0.00</u>
TOTAL BEGINNING EQUITY		0.00
TOTAL EQUITY & REV. OVER/(UNDER) EXP.		<u>0.00</u>
TOTAL LIABILITIES, EQUITY & REV.OVER/(UNDER) EXP.		<u>33,951.33</u>

BALANCE SHEET

AS OF: SEPTEMBER 30TH, 2025

995-GENERAL POOLED CASH

ACCOUNT #	ACCOUNT DESCRIPTION	BALANCE
<hr/>		
ASSETS		
=====		
995-101-100	GENERAL POOLED CASH	2,813,007.81
995-106-000	DUE FROM OTHER 995 FUNDS	<u>0.00</u>
		<u>2,813,007.81</u>
TOTAL ASSETS		2,813,007.81
=====		
LIABILITIES		
=====		
995-201-100	ACCOUNTS PAYABLE CONTROL	0.00
995-202-000	WAGES PAYABLE	0.00
995-206-000	DUE TO OTHER 995 FUNDS	<u>2,813,007.81</u>
TOTAL LIABILITIES		<u>2,813,007.81</u>
EQUITY		
=====		
995-271-000	FUND BALANCE	<u>0.00</u>
TOTAL BEGINNING EQUITY		0.00
TOTAL EQUITY & REV. OVER/(UNDER) EXP.		<u>0.00</u>
TOTAL LIABILITIES, EQUITY & REV.OVER/(UNDER) EXP.		2,813,007.81
=====		

331

DEBT SCHEDULE													Swilling	4/21/2026	
HILL COUNTY TEXAS															
SEPTEMBER 30, 2025															
Issue Date	Description	LENDING INSTITUTION	Int Rate	Date of Maturity	ORIGINAL AMOUNT	This column is correct!! Balance 9/30/2024	Additions	Principal Payments	Formula Balance at 09/30/2025	PRINCIPAL DUE WITHIN ONE YEAR	PRINCIPAL DUE AFTER ONE YEAR	2024-2025 INTEREST	2024-2025 TOTAL PAYMENT		
<b>GLTD</b>															
7/14/2022	Series 2022 Tax Notes	Fund 400	3.19%	8/15/2025	2,560,000.00	2,560,000.00		225,000.00	2,335,000.00	555,000.00	1,780,000.00	78,075.25	303,075.25		
11/18/2020	Hill County, Texas 2020 Refunding	Fund 400	50-1.0%	8/15/2025	2,075,000.00	315,000.00		315,000.00	2,335,000.00	555,000.00	1,780,000.00	78,075.25	303,075.25		
					4,635,000.00	2,875,000.00	0.00	540,000.00	2,335,000.00	555,000.00	1,780,000.00	81,225.25	621,225.25		
<b>CAPITAL LEASES</b>															
10/2/2017	P4 - JD Backhoe 09/12/17	214	North Dallas Bank & Trust Co	11783909	3.030%	10/31/2024	125,150.00	19,399.00	19,399.00	0.00	0.00	690.38	20,089.38		
7/25/2018	P4-JD Tractor & Mower GC #8292	214	First State Bank/First Natl Bank	30011565	4.332%	8/1/2025	95,108.89	15,385.00	15,385.00	0.00	0.00	618.61	16,003.61		
1/4/2019	P4-3 Mack Trucks GC #8505	214	North Dallas Bank & Trust	#11791886	4.341%	12/12/2026	380,000.00	157,414.00	50,148.37	107,265.63	52,325.31	54,940.32	6,818.43	40,585.22	
2/22/2019	P3/P4 - Asphalt Zipper GC#8568	3-4	Southside Bank	#259565	4.234%	2/15/2027	270,690.00	112,129.31	35,837.66	76,291.65	0.00	76,291.65	4,747.56	56,966.80	
3/6/2020	P4 - 3 Motorgraders GC#9008	214	Southside Bank	#257482	2.948%	3/8/2026	886,911.93	471,738.10	111,593.16	360,144.94	360,144.94	0.00	13,906.84	125,500.00	
12/27/2019	HillCounty-Gen Fund McKinstry	100	Southside Bank	#257414	2.640%	12/15/2029	1,077,047.85	679,277.59	105,968.01	573,309.58	108,765.57	464,544.01	17,932.94	123,900.95	
7/14/2020	Govt Capital - Election Equipment #9162	1501	TIB	ML-00098441	2.925%	7/15/2027	380,232.00	172,404.00	55,819.00	573,309.58	108,765.57	464,544.01	17,932.94	123,900.95	
11/9/2020	Pct 3 - Motorgraders	P3	John Deere	1957218	0.000%	11/18/2024	414,559.20	103,639.80	103,639.80	116,585.00	57,452.11	59,132.89	5,043.21	60,862.21	
12/8/2020	SO Transport Van 2921C	Jail	AmerNatl Finan-	#2921C	2.900%	12/8/2023	25,263.00	9,001.00	9,001.00	0.00	0.00	270.25	9,271.25		
12/8/2020	SO Transport Van 2922C	SO	AmerNatl Finan-	#2922C	2.900%	12/8/2023	24,863.00	9,000.00	9,000.00	0.00	0.00	270.02	9,270.02		
10/4/2021	2021 Tahoe-VIN#439243	SO	Amer Natl Fin # 3030C	3030C	2.750%	10/4/2024	32,103.51	16,911.14	16,911.14	0.00	0.00	467.02	17,378.16		
12/14/2021	2021 Tahoe Vin#467714	SO	Amer Natl Fin # 3055C	3055C	2.750%	12/14/2024	36,239.85	18,326.07	18,326.07	0.00	0.00	506.03	18,832.10		
12/14/2021	2021 Tahoe K9 #467722	SO	Amer Natl Fin # 3056C	3056C	2.750%	12/15/2024	45,188.60	21,391.20	21,391.20	0.00	0.00	590.55	21,981.75		
12/14/2021	2021 Tahoe Vin#467734	SO	Amer Natl Fin # 3057C	3057C	2.750%	12/16/2024	37,076.49	18,613.27	18,613.27	0.00	0.00	513.95	19,127.22		
12/14/2021	2021 Tahoe Vin #467814	SO	Amer Natl Fin # 3058C	3058C	2.750%	12/17/2024	36,089.85	18,275.16	18,275.16	0.00	0.00	504.62	18,779.78		
4/8/2022	2021 Tahoe Vin#283245	SO	Amer Natl Fin # 3095C	3095C	2.950%	4/8/2025	43,162.72	20,721.68	20,721.68	0.00	0.00	612.02	21,333.70		
6/14/2022	2022 Tahoe Vin #137965	SO	Amer Natl Fin # 3129C	3129C	3.200%	6/14/2025	43,240.69	20,777.11	20,777.11	0.00	0.00	665.65	21,442.76		
6/14/2022	2022 Tahoe Vin #197970	SO	Amer Natl Fin # 3130C	3130C	3.200%	6/14/2025	43,240.69	20,777.11	20,777.11	0.00	0.00	665.65	21,442.76		
8/23/2022	P1- 770 G Motorgrader	P1	John Deere Financial	13723225	5.250%	7/23/2026	319,418.10	246,019.12	36,417.47	209,601.65	36,417.00	173,184.65	12,048.01	48,465.48	
9/8/2023	2022 F250-3NEG15837-EMC	EMC	First Financial Bank --047517	GC #10427	6.200%	9/8/2028	66,465.82	54,722.01	12,471.93	42,250.08	12,471.93	13,245.19	3,392.76	15,864.69	
8/14/2023	P1 85G W/Aux Hyd	P1	John Deere Financial	13960495	8.000%	9/15/2027	100,688.83	74,559.59	24,414.77	50,144.82	24,414.77	25,730.05	5,082.43	29,497.20	
2/28/2023	2022 Chev Tahoe	SO	Amer Natl Fin # 3266C	3266C	5.500%	2/28/2026	51,119.18	37,823.18	14,022.05	23,801.13	23,801.13	0.00	2,085.95	16,108.00	
6/13/2023	2022 Chev Tahoe	SO	Amer Natl Fin # 3310C	3310C	6.250%	6/13/2026	50,631.50	37,592.50	13,862.46	23,730.04	23,730.04	0.00	2,349.54	16,212.00	
6/13/2023	2022 Chev Tahoe	SO	Amer Natl Fin # 3311C	3311C	6.250%	6/13/2026	56,137.50	41,373.50	15,696.14	25,677.36	25,677.36	0.00	2,585.86	18,282.00	
6/13/2023	2022 Chev Tahoe	SO	Amer Natl Fin # 3312C	3312C	6.250%	6/13/2026	55,737.50	41,098.50	15,563.34	25,535.16	25,535.16	0.00	2,568.66	18,132.00	
6/13/2023	2022 Chev Tahoe	SO	Amer Natl Fin # 3313C	3313C	6.250%	6/13/2026	55,737.50	41,098.50	15,563.34	25,535.16	25,535.16	0.00	2,568.66	18,132.00	
6/13/2023	2022 Chev Tahoe	SO	Amer Natl Fin # 3314C	3314C	6.250%	6/13/2026	55,737.50	41,098.50	15,563.34	25,535.16	25,535.16	0.00	2,568.66	18,132.00	
7/25/2023	2022 Chev Tahoe	SO	Amer Natl Fin # 3315C	3315C	6.250%	6/13/2026	56,137.50	41,373.50	15,696.14	25,677.36	25,677.36	0.00	2,585.86	18,282.00	
11/15/2023	2023 F150 Vin#99304/2023 F150 Vin#10787	Cons	First Financial--24370	GC #10507	6.294%	11/15/2027	119,035.20	119,035.20	27,092.02	91,943.18	28,797.20	63,145.98	7,492.08	34,584.10	
3/22/2024	P4-JD Track Loader and Equip	214	First Financial--042840	GC #10633	6.326%	4/9/2029	144,997.63	144,997.63	25,555.20	119,442.43	27,171.82	92,270.61	9,172.55	34,727.75	
12/21/2021	Caterpillar 001-70052239	P1	Caterpillar	001-70052239	0.00%	12/20/2024	277,998.32	138,989.94	0.00	0.00	0.00	0.00	0.00	0.00	
12/21/2024	P1-Caterpillar Motorgrader-Refi from 2239	P1	CAT Financial	001-70167023	5.490%	12/21/2028	169,010.00	0.00	169,010.00	45,697.48	123,312.52	38,927.62	84,384.90	0.00	45,697.48
5/27/2025	P1-Caterpillar Motorgrader	P1	CAT Financial	001-70162788	5.490%	1/20/2032	346,121.00	0.00	346,121.00	57,714.48	288,406.52	41,926.03	246,480.49	0.00	57,714.48
<b>TOTAL CAPITAL LEASES</b>															
					5,976,878.85	3,006,060.71	515,131.00	1,022,477.24	2,359,724.53	989,840.83	1,353,350.74	111,893.41	1,134,370.65		
<b>GRAND TOTAL</b>															
					10,611,878.85	5,881,060.71	515,131.00	1,562,477.24	4,694,724.53	1,544,840.83	3,133,350.74	193,118.66	1,755,595.90		

BALANCE SHEET

AS OF: SEPTEMBER 30TH, 2025

900-LONG TERM DEBT

ACCOUNT #	ACCOUNT DESCRIPTION	BALANCE
<hr/>		
ASSETS		
<hr/>		
900-181-000	AMOUNTS AVAILABLE	0.00
900-182-000	TO BE PROVIDED/BOND RETIREMENT	<u>4,678,191.57</u>
		<u>4,678,191.57</u>
TOTAL ASSETS		<u>4,678,191.57</u>
<hr/>		
LIABILITIES		
<hr/>		
900-206-999	DUE TO A/P CLEARING	0.00
900-231-000	BONDS PAYABLE	1,780,000.00
900-231-001	LEASES PAYABLE	1,353,350.74
900-231-002	NOTES PAYABLE	0.00
900-232-000	CURRENT BONDS PAYABLE	555,000.00
900-232-001	CURRENT NOTES PAYABLE	<u>989,840.83</u>
TOTAL LIABILITIES		<u>4,678,191.57</u>
<hr/>		
EQUITY		
<hr/>		
900-271-000	UNRESERVED FUND BALANCE	<u>0.00</u>
TOTAL BEGINNING EQUITY		0.00
TOTAL EQUITY & REV. OVER/(UNDER) EXP.		<u>0.00</u>
TOTAL LIABILITIES, EQUITY & REV.OVER/(UNDER) EXP.		<u>4,678,191.57</u>